

Post-congress report

THE EUROPEAN ASSOCIATION OF ECHOCARDIOGRAPHY (EAE)
PRESENTS

Athens - Greece
5-8 December

Euroecho²⁰¹²
& other imaging modalities

The 16th Annual Meeting of the European Association of Echocardiography, a Registered Branch of the ESC,
In cooperation with the Working Group on Echocardiography of the Hellenic Cardiological Society

www.escardio.org/EAE


EUROPEAN ASSOCIATION OF Echocardiography
A Registered Branch of the ESC


EUROPEAN SOCIETY OF CARDIOLOGY®

TABLE OF CONTENT

1/ General Information _____	Page 3
2/ Scientific programme _____	Page 6
3/ Registration & attendance _____	Page 11
4/ Industry _____	Page 17
5/ Annex	
Post congress survey: participants _____	Page 20
Mobile application report _____	Page 27
Press coverage report _____	Page 29

1/ GENERAL INFORMATION

1.1 Introduction

EUROECHO is now established as the major peer meeting in cardiovascular ultrasound in Europe, with a special focus on research and education. The congress is taking place every year in December.

Despite this success story, EAE Board Members 2008-2010 realised that, due to the changing health and economic scenario and new diagnostic needs for both patients and physicians, the Association needed to adapt. Accordingly, Professor Zamorano and his Board Members started to consider changing the EAE scope and mission and move from a pure echo Association to an Association addressing patients' needs.

Therefore, one of the main aims of the EAE Board 2010-2012 has been to promote the evolution from the EAE to the European Association of Cardiovascular Imaging (EACVI).

In order to achieve this goal and ensure a broad consensus of imaging experts within the ESC, the EAE Board secured the involvement of the ESC Working Group on Nuclear Cardiology & Cardiac Computed Tomography and the ESC Working Group on Cardiovascular Magnetic Resonance in this process.

Hence, the next year EuroEcho changed name to EuroEcho Imaging.

1.2 History

EuroEcho 2009

Madrid, Spain

3 416 total attendees

EuroEcho 2010

Copenhagen, Denmark

3 246 total attendees

EuroEcho 2011

Budapest, Hungary

3 613 total attendees

1.3 Committees

EAE 2012 Board Members

Prof. L.P. Badano
President

Prof. P. Lancellotti
President-Elect

Prof. J.L. Zamorano Gomez
Past-President

Dr. B.A. Popescu
Secretary

Prof. F. Flachskampf
Treasurer

Councillors

T. Edvardsen
M. Galderisi
J.J. Gomez de Diego
A. Hagendorff
O.I. Miller
E. Plonska-Gosciniak
F. Rigo
R. Senior

EUROECHO & other Imaging Modalities 2012 Programme Committee

Prof. P. Lancellotti
Chairperson Programme Committee

Dr. J.J. Gomez de Diego
Dr. J. Magne
Scientific Programme Directors

Prof. P. Kaufmann
Prof. F. Rademakers
Scientific Programme Co-Chairs

Prof. G. Karatassakis
Local Host

N. Bruining
N. Cardim
B. Cosyns
E. Donal
L. Ernande
A. Hagendorff
J. Hung
B. Lung
O. Miller
A. Neskovic
N. Özer
P. Pibarot
E. Plonska
R. Sicari
P. Trigo Trindade
J.U. Voigt
P. Wouters

SISTER SOCIETIES

The European Association of Cardiovascular Imaging (EACVI) wishes to express its warmest thanks to the following Sister Societies for their contribution to EUROECHO & other Imaging Modalities 2012.

- European Association of Cardiothoracic Anaesthesiologists (EACTA)
- Association for European Paediatric and Congenital Cardiology (AEPC)
- American Society of Echocardiography (ASE)

1.4 Congress dates and location

The EuroEcho meeting was held from 5 – 8 December 2012 at: Megaron Athens International Conference Centre

1.5 Venue



Megaron Athens International Conference Centre
Vass. Sofias Ave & Kokkali 1
115 21 Athens
Greece

1.6 Timetable

TUESDAY	WEDNESDAY	THURSDAY	FRIDAY	SATURDAY
07:30				07:30
08:00				08:00
08:30				08:30
09:00				09:00
09:30				09:30
10:00				10:00
10:30				10:30
11:00				11:00
11:30				11:30
12:00				12:00
12:30				12:30
13:00				13:00
13:30				13:30
14:00				14:00
14:30				14:30
15:00				15:00
15:30				15:30
16:00				16:00
16:30				16:30
17:00				17:00
17:30				17:30
18:00				18:00
18:30				18:30
19:00				19:00
19:30				19:30

New:

- The How To Sessions were held during the coffee breaks and are located in regular lecture rooms.
- The Echo@Jeopardy session was held at the end of the day after the scientific sessions (did not run in parallel with other sessions as in 2011)
- 2 Young Investigator awards (Basic Science & Clinical Science)

2/ SCIENTIFIC INFORMATION

2.1 General Information

7 Lecture rooms

125 Sessions

101 Pre-arranged sessions

- 4 Debate session
- 5 How to sessions
- 8 Main sessions
- 3 Special sessions (Opening ceremony - EUROECHO & Other Imaging Modalities Highlights-The Best Outside Europe - ECHO at JEOPARDY)
- 9 Clinical seminar
- 31 Teaching course
- 23 Symposium
- 18 Imaging Campus (organised by EACVI)

1189 Abstracts Submitted

1152 Abstracts validated for grading

696 Abstracts Accepted (60, 4 %)

24 Abstract-based sessions

- 10 Oral Abstract Sessions (Including 2 YIA – Winners Emer Joyce –& Alberto Gomez)
- 5 Moderated Poster sessions
- 9 Poster Sessions (6 Poster sessions+3 Club 35 Poster sessions)

304 Faculty Members

649 Roles

- 219 roles of Chairperson
- 367 roles of Speaker
- 63 roles of Other

24 Industry Sessions

- 8 Satellite symposium
- 16 Imaging Campus

2.2 Special Sessions

1 Opening Ceremony; 1 EUROECHO & Other Imaging Modalities Highlights; The Best Outside Europe; ECHO at JEOPARDY

2.3 Abstracts

○ General information

	2011	2012	+/- 2011/2012
Submitted	1248	1189	-59
Withdrawn	26	33	+4
Accepted	689	696	+7
- oral	43	46	+3
- poster	596	600	+4
- moderated poster	50	50	0
- withdrawn	17	34	+17
acceptance	56,50	58,53	0
No Show	64	71	+8
Presented	608	591	-18

○ By Topic

Topic list EE 2012	Accepted	Abstract submitted
01.00 - General principles of echocardiography	2	5
02.00 - The echocardiographic examination	21	42
03.00 - Assessment of diameters, volumes and mass	16	24
04.00 - Non-invasive hemodynamics derived from echo-Doppler	22	36
05.00 - Assessment of systolic function	56	90
06.00 - Assessment of diastolic function	16	47
07.00 - Ischemic heart disease	38	58
08.00 - Heart valve Diseases	88	147
09.00 - Cardiomyopathies	77	114
10.00 - Systemic diseases and other conditions	66	102
11.00 - Pericardial disease	1	5
12.00 - Congenital heart disease	15	30
13.00 - Masses, tumors and sources of embolism	6	22
14.00 - Diseases of the aorta	11	19
15.00 - Stress echocardiography	30	56
16.00 - Transesophageal echocardiography	7	19
17.00 - Contrast echocardiography	8	18
18.00 - Real-time three-dimensional echocardiography	39	55
19.00 - Tissue Doppler and speckle tracking	97	155
20.00 - Magnetic Resonance Imaging	20	25
21.00 - Computed Tomography & Nuclear Cardiology	28	37
22.00 - Miscellaneous	32	83
TOTAL	696	1189

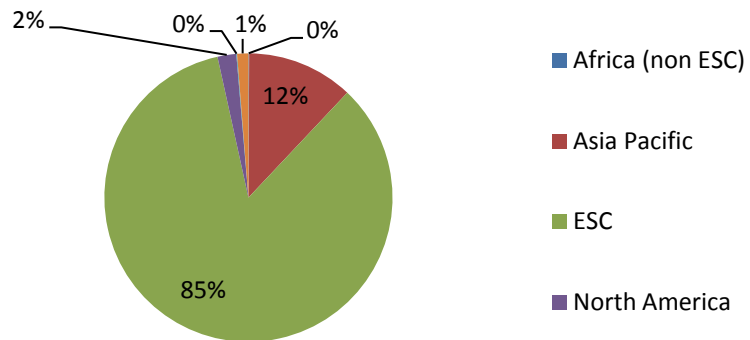
○ Country

Country	Abstract Submitted	Abstract accepted
Albania	2	0
Algeria	3	0
Armenia	7	5
Australia	6	2
Austria	4	4
Bahrain	0	1
Belarus	3	1
Belgium	23	15
Bosnia and Herzegovina	2	0
Brazil	11	7
Bulgaria	11	5
Canada	1	3
Chile	1	1
China, People's Republic of	17	4
Croatia	6	3
Cyprus	2	0
Czech Republic	7	5
Denmark	12	10
Egypt	23	7
Finland	6	4
France	52	39
Germany	38	25
Greece	52	27
Hong Kong SAR, People's Republic of China	1	8
Hungary	15	5
India	4	4
Indonesia	1	0
Iran (Islamic Republic of)	11	5
Ireland	6	3
Israel	6	4
Italy	141	95
Japan	36	20
Korea, Republic of	40	24
Kosovo, Republic of	3	0
Kuwait	2	0
Latvia	1	0
Lithuania	7	3
Macedonia, The Former Yugoslav Republic of	2	1
Malaysia	1	1
Mexico	1	0

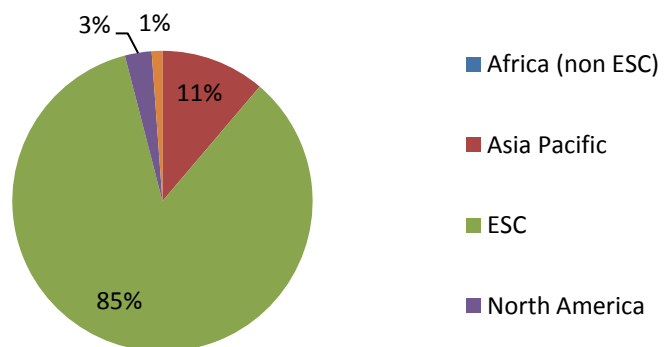
Country	Abstract Submitted	Abstract accepted
Monaco	1	1
Morocco	3	0
Netherlands	14	9
Norway	20	14
Poland	68	39
Portugal	72	40
Romania	40	33
Russian Federation	36	12
Saudi Arabia	11	11
Serbia	35	17
Singapore	6	3
Slovak Republic	3	2
Slovenia	1	0
South Africa	2	0
Spain	93	58
Sweden	35	24
Switzerland	8	4
Taiwan	2	2
Thailand	2	1
Tunisia	14	5
Turkey	45	21
Ukraine	14	3
United Kingdom	69	41
United States of America	23	15
Uzbekistan	2	0
Venezuela	3	0
Grand Total	1189	696

- By Region

Abstract submitted by region



Abstract accepted by region

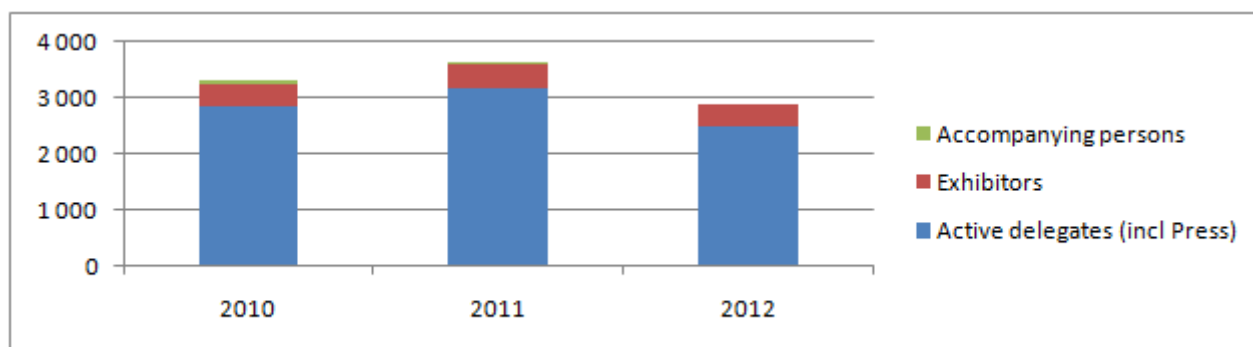


3/ REGISTRATION & ATTENDANCE


3.1 Total attendance

	2010	2011	2012	+/- 2011
Active delegates (incl Press)	2 843	3 177	2493	-21.5%
Exhibitors	403	413	383	-7.2%
Accompanying persons	59	23	N/A	N/A
Total	3 305	3613	2876	-20.4%

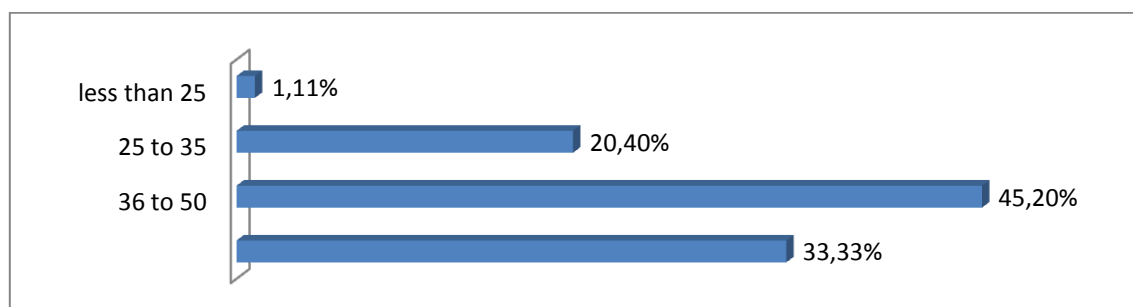
There has been a drop of attendance in the 2012 edition compared to the previous years, mainly due to the location of the congress (Athens – Greece). Numerous industries reduced the number of group registration due to the hesitation around location instability; this is considered an isolated phenomenon for the 2012 edition.



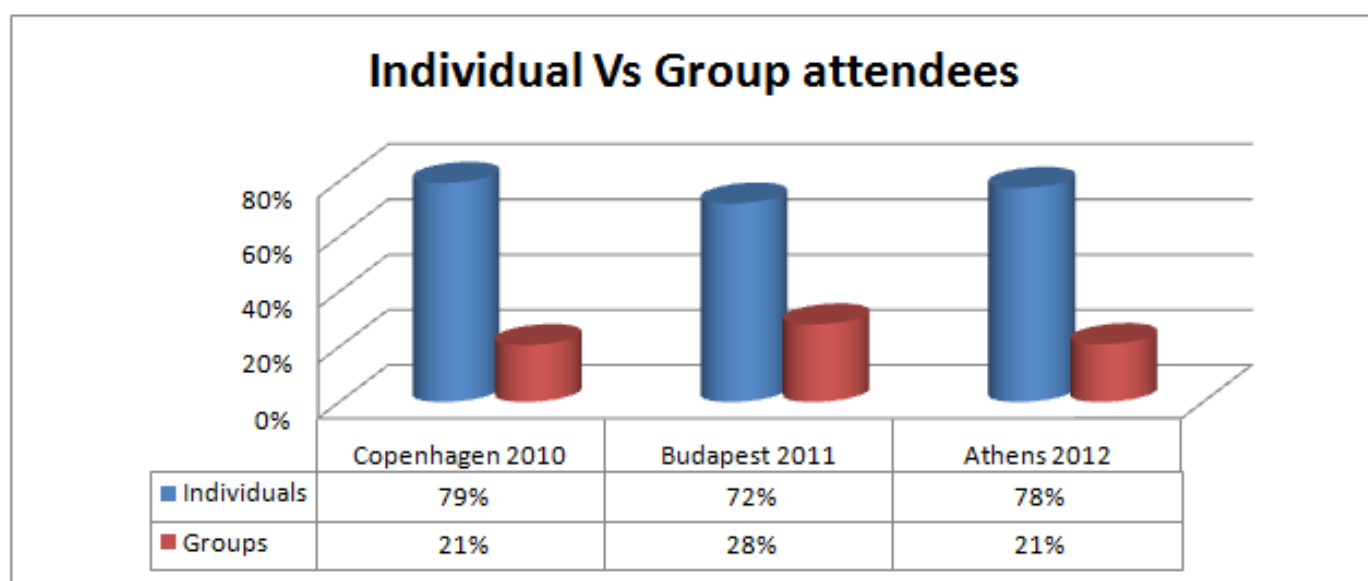
Gender



Age



3.1.1 Individual Vs Group attendees



3.2 By Country

Country	2011	% Total attendance	2012	% Total attendance	+/- 2011 in %
Albania	51	1,61	37	1,48	-0,12
Argentina	3	0,09	1	0,04	-0,05
Armenia	1	0,03	2	0,08	0,05
Australia	15	0,47	8	0,32	-0,15
Austria	44	1,38	26	1,04	-0,34
Azerbaijan	2	0,06	1	0,04	-0,02
Bahrain	-	0	1	0,04	0,04
Belarus	-	0	1	0,04	0,04
Belgium	95	2,99	89	3,57	0,58
Bosnia and Herzegovina	28	0,88	31	1,24	0,36
Brazil	16	0,50	9	0,36	-0,14
Bulgaria	55	1,73	66	2,65	0,92
Canada	28	0,88	11	0,44	-0,44
Chile	-	0	1	0,04	0,04
China, People's Republic of	2	0,06	3	0,12	0,06
Colombia	2	0,06	2	0,08	0,02
Croatia	48	1,51	28	1,12	-0,39
Cyprus	22	0,69	24	0,96	0,27
Czech Republic	28	0,88	23	0,92	0,04
Democratic Republic of Congo	1	0,03	-	0,00	-0,03
Denmark	42	1,32	40	1,60	0,28
Ecuador	1	0,03	-	0,00	-0,03
Egypt	7	0,22	2	0,08	-0,14

Estonia	4	0,13	5	0,20	0,07
Faroe Islands	1	0,03	-	0,00	-0,03
Finland	19	0,60	14	0,56	-0,04
France	253	7,96	86	3,45	-4,51
Georgia, Republic of	8	0,25	6	0,24	-0,01
Germany	89	2,80	72	2,89	0,09
Greece	375	11,80	446	17,89	6,09
Guatemala	1	0,03	-	0,00	-0,03
Hong Kong SAR, People's Republic of China	5	0,16	6	0,24	0,08
Hungary	151	4,75	20	0,80	-3,95
Iceland	1	0,03	-	0,00	-0,03
India	3	0,09	7	0,28	0,19
Indonesia	12	0,38	4	0,16	-0,22
Iran (Islamic Republic of)	15	0,47	8	0,32	-0,15
Iraq	7	0,22	3	0,12	-0,10
Ireland	35	1,10	22	0,88	-0,22
Israel	21	0,66	21	0,84	0,18
Italy	244	7,68	159	6,38	-1,30
Japan	18	0,57	27	1,08	0,52
Kazakhstan	1	0,03	1	0,04	0,01
Korea, Republic of	37	1,16	25	1,00	-0,16
Kosovo, Republic of	6	0,19	4	0,16	-0,03
Kuwait	-	0	1	0,04	0,04
Latvia	11	0,35	11	0,44	0,09
Lebanon	7	0,22	12	0,48	0,26
Lithuania	18	0,57	2	0,08	-0,49
Luxembourg	1	0,03	11	0,44	0,41
Macedonia, The Former Yugoslav Republic of	3	0,09	2	0,08	-0,01
Malaysia	1	0,03	3	0,12	0,09
Malta	5	0,16	2	0,08	-0,08
Martinique	-	0	1	0,04	0,04
Mexico	3	0,09	1	0,04	-0,05
Monaco	1	0,03	-	0,00	-0,03
Montenegro	6	0,19	5	0,20	0,01
Morocco	-	0	1	0,04	0,04
Netherlands	124	3,90	76	3,05	-0,85
Nigeria	1	0,03	-	0,00	-0,03
Norway	72	2,27	58	2,33	0,06
Oman	-	0	2	0,08	0,08
Pakistan	-	0	13	0,52	0,52
Palestine Territories	1	0,03	-	0,00	-0,03
Philippines	-	0	1	0,04	0,04
Peru	1	0,03	-	0,00	-0,03
Poland	112	3,53	97	3,89	0,37

Portugal	54	1,70	44	1,76	0,07
Qatar	-	0	1	0,04	0,04
Reunion	1	0,03	2	0,08	0,05
Romania	123	3,87	112	4,49	0,62
Russian Federation	22	0,69	23	0,92	0,23
Saudi Arabia	34	1,07	41	1,64	0,57
Serbia	123	3,87	85	3,41	-0,46
Singapore	5	0,16	5	0,20	0,04
Slovak Republic	14	0,44	9	0,36	-0,08
Slovenia	27	0,85	9	0,36	-0,49
South Africa	-	0	3	0,12	0,12
Spain	122	3,84	87	3,49	-0,35
Sri Lanka	1	0,03	2	0,08	0,05
Sudan	4	0,13	2	0,08	-0,05
Sweden	88	2,77	82	3,29	0,52
Switzerland	38	1,20	37	1,48	0,29
Syrian Arab Republic	-	0	2	0,08	0,08
Taiwan, ROC	6	0,19	1	0,04	-0,15
Tanzania, United Republic of	1	0,03	1	0,04	0,01
Thailand	11	0,35	4	0,16	-0,19
Tunisia	1	0,03	1	0,04	0,01
Turkey	30	0,94	22	0,88	-0,06
Uganda	2	0,06	-	0,00	-0,06
Ukraine	9	0,28	2	0,08	-0,20
United Arab Emirates	14	0,44	17	0,68	0,24
United Kingdom	220	6,92	205	8,22	1,30
United States of America	61	1,92	52	2,09	0,17
Venezuela	2	0,06	1	0,04	-0,02

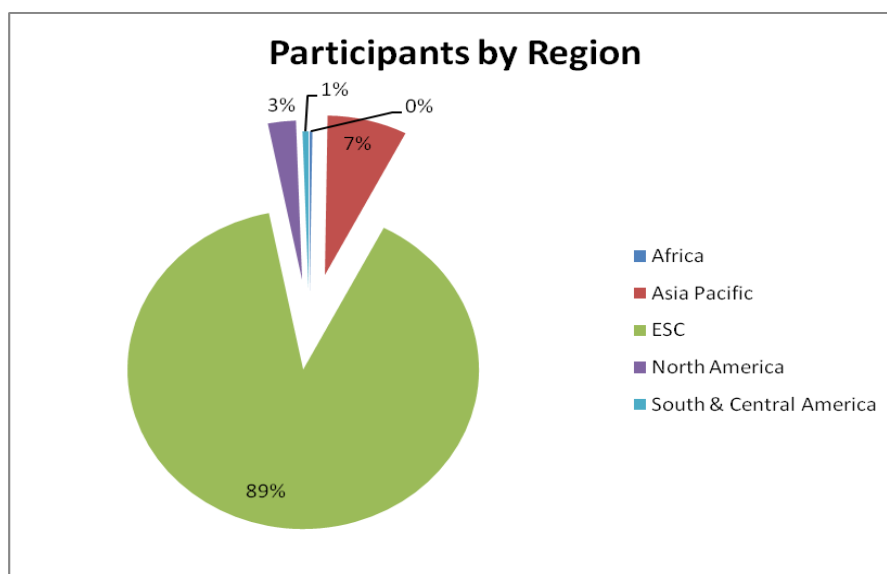
Top 10 list

Country 2011		Country 2012	
Greece*	376	Greece*	446
France	252	United Kingdom	205
Italy	243	Italy	159
United Kingdom	219	Romania	112
Hungary	152	Poland	97
Netherlands	124	Belgium	89
Serbia	124	Spain	87
Romania	121	France	86
Spain	120	Serbia	85
Poland	112	Sweden	82

*Hosting country

Hungary was the hosting country in 2011, this explains the decrease of Hungarians and probably Serbians in 2012 (as neighbourhood country).

3.3 By Region



3.3 Delegate profile

Field of interest	%
Non-invasive imaging - Echocardiography, CMR, CT and Nuclear Techniques	67,15
Heart Failure	51,91
Valvular Heart Diseases	49,42
Accute Coronary Syndromes	39,23
Sudden Cardiac Death and Resuscitation	35,42
Hypertension	33,73
Chronic Ischaemic Heart Disease (IHD)	32,37
Myocardial Disease	31,65
Arrhythmias	29,20
Atrial fibrillation	28,32
Infectif Endocarditis	25,19
Congenital Heart Disease	23,14
Pericardial Disease	21,34
Diabetic Heart Disease	18,93
Syncope	18,81
Primary Pulmonary Hypertension (PPH)	18,65
Diseases of the Aorta and Trauma to the Aorta and Heart	17,77
Cardiovascular Rehabilitation and Secondary Prevention – Long-term Management	16,41
Invasive imaging - Cardiac Catheterisation and Angiography	15,96
Pregnancy and Heart Disease	15,64
Private Practice	14,92
Thromboembolic Venous Disease	13,60
Cardiac Tumours	11,99
Clinical Pharmacology	11,35
Rehabilitation and Exercise Physiology	11,11
Cardiac Consult	10,87
Basic Science	10,43

Interventional Cardiology	10,27
Genetics	6,70

Place of work

Place of work		%
In University Hospital	1268	50,86
In Non- University Hospital	694	27,84
Private Practice	372	14,92
Research	204	8,18
Other	45	1,81

Professionnal Activity	%
Cardiologists	62,05
Cardiologists - Trainee	10,79
General Practitioner	0,40
Industry / Agent	0,36
Nurse	1,00
Other	4,25
Public Health Organisation/NGO	0,04
Scientist	2,17
Surgeon	0,16
Technician	4,85

4/ INDUSTRY

4.1 Exhibitors

FULL PRICE

Number of booths	22
Number of square meters sold	571,5 m ²

4.2 Exhibition

Company
ALOKA Holding Europe AG/Hitachi
American Society of Echocardiography
AstraZeneca
Bracco
Edwards Lifesciences SA
Epsilon Imaging
ESAOTE SpA
GE Healthcare
HeartWorks by Inventive Medical Ltd
Hellenic Society of Cardiology
Istanbul Convention Bureau
Medistim
Mides
Oxford University Press
Philips Healthcare
Siemens AG Healthcare Sector
TomTec Imaging Systems
Toshiba Medical Systems
VentriPoint Diagnostics
Wisepress Medical Bookshop
ZONARE Medical Systems GmbH

4.3 Satellite symposia

8 satellite symposia have been organised during EUROECHO & Other Imaging Modalities 2012

Wednesday 5 December – 12:45 - 13:45

- 2D and 3D echocardiography - Latest advances – Panel discussions illustrated by clinical cases
Chairpersons: Mark John Monaghan (London, GB); Ioannis Paraskevaïdis (Athens, GR)
Satellite Symposium sponsored by **Philips Healthcare** in Room Trianti
- 3D Wall Motion Tracking (WMT): a clinical update and new applications
Chairpersons: Hans-Joachim Nesser (Linz, AT); Georgios Athanassopoulos (Athens, GR)
Satellite Symposium sponsored by **Toshiba Medical Systems Europe** in Room Skalkotas
- Speckle Tracking 2D Strain: ready for routine clinical use?
Chairpersons: Otto Smiseth (Oslo, NO); Jens-Uwe Voigt (Leuven, BE)
Satellite Symposium sponsored by **GE Healthcare** in Room Mitropoulos

Thursday 6 December – 12:45 – 13:45

- Form, flow and function – Highlighting practice
Chairperson: Luc Pierard (Liege, BE)
Satellite Symposium sponsored by **Siemens AG Healthcare Sector** in Room Mitropoulos
- Optimizing patient selection for percutaneous repair of mitral valve
Chairpersons: Jose Luis Zamorano Gomez (Madrid, ES); Patrizio Lancellotti (Liege, BE)
Satellite Symposium sponsored by **Abbott Vascular** in Room Gaia

Friday 7 December – 12:45 – 13:45

- A closer look at new TAVI recommendations for your severe AS patients
Chairpersons: Jean-Louis Vanoverschelde (Brussels, BE); Jose Luis Zamorano Gomez (Madrid, ES)
Satellite Symposium sponsored by **Edwards Lifesciences** in Room Trianti
- Contrast echocardiography for the assessment of cardiac function and perfusion
Results from recent multicenter studies
Chairperson: Constantina Aggeli (Athens, GR)
Satellite Symposium sponsored by **BRACCO** in Room Mitropoulos
- Left ventricular remodeling at the art of heart failure
Chairpersons: Genevieve Anne Derumeaux (Bron, FR); Patrizio Lancellotti (Liege, BE)
Satellite Symposium sponsored by **SERVIER** in Room Skalkotas

4.4 Other activities

Imaging Campus: 4 industry sponsored sessions:

- GE Healthcare
- GlaxoSmithKline France
- ESAOTE
- Siemens AG
-

Each Imaging Campus includes 4 session slots.

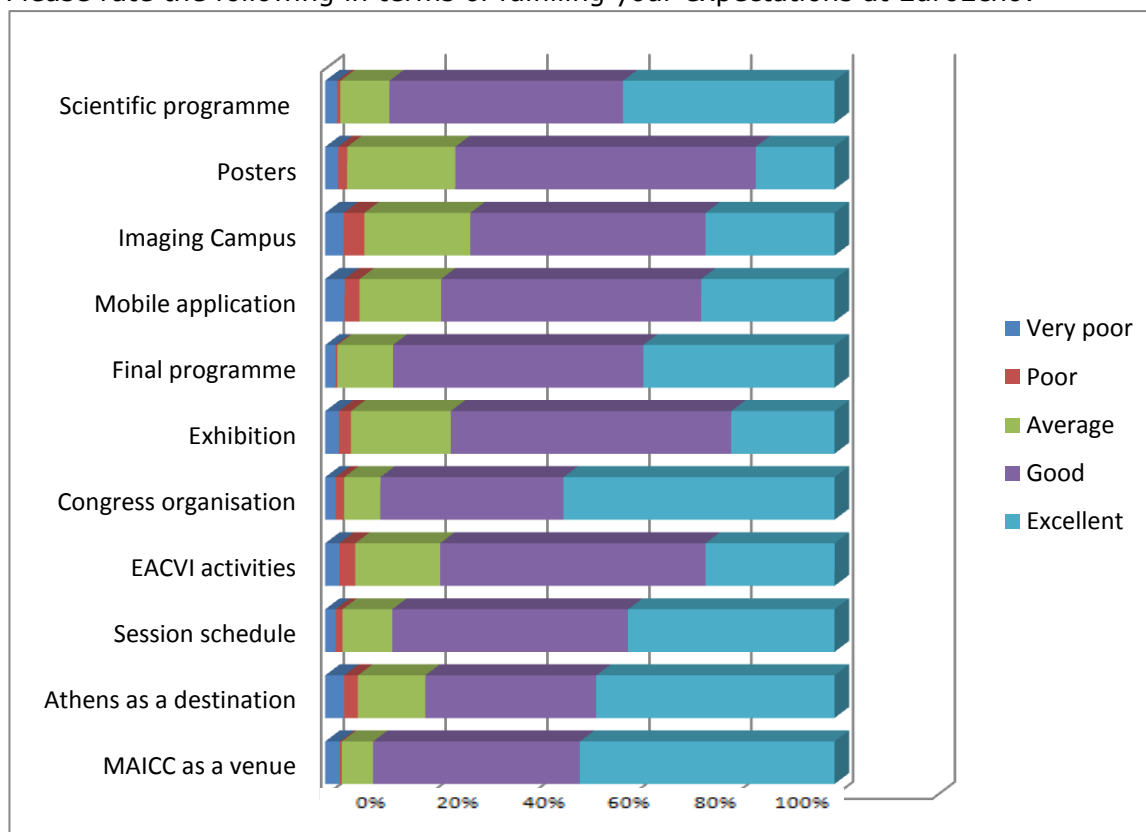
IMAGING CAMPUS 2012					
THURSDAY	IMAGING CAMPUS 1	IMAGING CAMPUS 2	IMAGING CAMPUS 3		IMAGING CAMPUS 5
Organised by	European Association of Cardiovascular Imaging (EACVI)	EACVI	GE Healthcare		EACVI Club 35 and ESC Cardiologists of Tomorrow
09:00 10:30		Improving skills of contrast echocardiography and new perspectives in multimodal contrast imaging	Fundamentals of speckle tracking 2D strain		Echo and anatomy
11:00 12:30	Cardiomyopathies and heart masses		Fundamentals of speckle tracking 2D strain		Echo and anatomy
14:00 15:30			Clinical use of speckle tracking 2D strain based Automated Function Imaging (AFI) and AutoEF		Echo and anatomy
16:00 17:30	Cardiomyopathies and heart masses		Clinical use of speckle tracking 2D strain based Automated Function Imaging (AFI) and AutoEF		Echo and anatomy
FRIDAY	IMAGING CAMPUS 1	IMAGING CAMPUS 2	IMAGING CAMPUS 3	IMAGING CAMPUS 4	IMAGING CAMPUS 5
Organised by	GlaxoSmithKline France	EACVI	ESAOTE	Siemens AG Healthcare Sector	EACVI Club 35 and ESC Cardiologists of Tomorrow
09:00 10:30	Value of echocardiography in pulmonary hypertension patients	3D Echo & cardiac anatomy	Role of ultrasound imaging in atherosclerosis prevention - Hands-on	Evaluation of 3D color volume of Mitral regurgitation: A real and more accurate quantification?	Echo and anatomy
11:00 12:30	Value of echocardiography in pulmonary hypertension patients	3D Echo & cardiac anatomy	Role of ultrasound imaging in atherosclerosis prevention - Presentation	Transthoracic 3D echocardiography of the Left Ventricle: Data acquisition and assessment of function	Echo and anatomy
14:00 15:30	Value of echocardiography in pulmonary hypertension patients	3D Echo & cardiac anatomy	Role of ultrasound imaging in atherosclerosis prevention - Presentation	Transthoracic 3D echocardiography of the Left Ventricle: Data acquisition and assessment of function	Echo and anatomy
16:00 17:30	Value of echocardiography in pulmonary hypertension patients	3D Echo & cardiac anatomy	Role of ultrasound imaging in atherosclerosis prevention - Hands-on	Evaluation of 3D color volume of Mitral regurgitation: A real and more accurate quantification?	Echo and anatomy

5/ ANNEX

5.1 Post congress survey: **participants**

2 281 participants received this survey, 301 responded (13, 10%)

1. Please rate the following in terms of fulfilling your expectations at EuroEcho:



Other:

Congress Venue was a very nice place (2)

Overall organisation was good (2)

More CMR and CT will be better

There should be some meals for the participants.

Difficult travel to Athens

2. Would you please send us a few words (100 max) to describe your overall Euroecho Athens experience:

General:

Well organized (19)

Good experience (13)

Very good (9)

Very nice and interesting (6)

Very useful and enjoyable experience (3)

The best EuroEcho ever by far (2)

A must for everybody involved in cardiac imaging

Congress venue/destination:

Excellent venue (10)

It was a fantastic experience

I'm satisfied about the EuroEcho organization and final program

Useful information/ interesting meetings

Very helpful staff

Nice sessions

The venue was superb (4)

Athens worked better than I expected and the Congress venue was very good (2)
Athens is a great place to have this conference (7)
Lovely city (wonderful people)

Athens was easy to reach, with a direct flight. The transportation to the city and inside the city was excellent
Athens ok but poor hotel facilities, not impressed

Scientific programme:

Scientific programme was excellent (11)
The extensive scientific program surprised me
Insightful topic coverage
Nice sessions
Very useful – fruitful (2)
Excellent lectures for beginners
A truly excellent meeting with great multidisciplinary imaging components.
Very good information concerning new imaging techniques
Helped me to find new scientific areas of interests.
Informative enough.
The program was good but being the last congress of the year (besides esc aha acc) there were many repetitions.
I learned a lot about topics, which I need in everyday practise and also in my work as a teacher in University.
Enjoyable but too little paediatric cardiology
State of the Art and cutting edge sessions during the same congress are very helpful and improving skills and knowledge in Echocardiography.
The scientific programme was poorly innovative (mostly review sessions)
Scientific level average (5)
Sometimes difficult to choose between simultaneous interesting presentations (2)
Non Echo imaging not enough represented.
It would be better with more case reports, more echo videos during sessions

Special session:

Echo in jeopardy was very nice
Perfect imaging campus sessions (2)
I was quite disappointed about the quality of the imaging campus
It was my first time as a delegate and I acquired a lot of knowledge and it helped me to find new scientific areas of interest.
OK programme. 3D reasonably covered. Too little TEE.
It was an overall extremely wonderful experience. Quite overwhelming to listen to the pioneers in the field. It was lovely to see the young presenters and their achievements. Athens was indeed a very beautiful place with very handsome and fit men and women.
The time to discuss with the expert was little.

Additional comments:

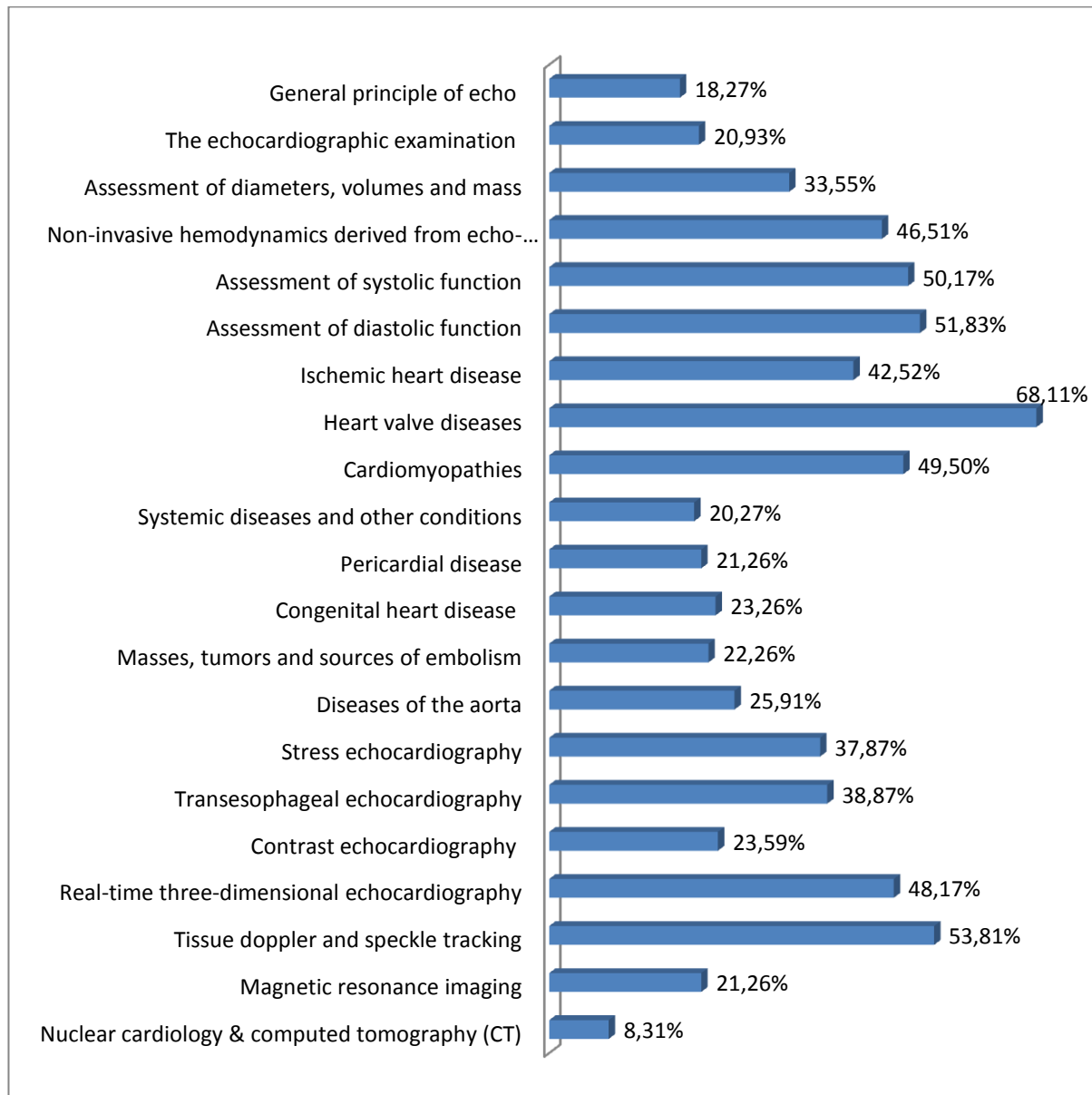
I took advantage of the app on my ipad and found it a really useful way to keep notes.
I visited EuroEcho the last years and it is every year a highlight for me.
What I found best compared to my previous experience was the scientific programme, although I would give a bit more room to practically oriented sessions, that is "How to" for some high-end TTE-TEE application (e.g. perfusion, coronary flow reserve,...) demonstrated also in main sessions, not only in subscription-mandatory work-shops. Personally, I had no worries to come to Athens, neither was it in any way a bad experience
Well organized meetings with a well informative subjects. The congress was held in a nice weather country. However there are some defective points: 1. Some of presenters were not at a higher level. 2. The time to discuss with the expert was little.
This is the second EuroEcho I have attended, I thought it was an excellent meeting and the venue was superb.
Not noticed queues at the registration desk, as has existed in the past. I appreciated the atmosphere during the congress. The greek colleagues had a very good participation. I consider important and positive that professional classes and scientific societies do not discriminate troubled countries. Rather,

I argue that we must make our contribution to promote union, especially protecting the most vulnerable.

I find integrative approaches of the topic with clinical background and discussion on the results of imaging procedures for guiding and decision making in reality. Other sessions treating a cardiovascular problem by different dg techniques describing the adjustments of the investigations are equally useful. Teaching courses should be organized for basic and advanced levels.

What I found best compared to my previous experience was the scientific programme, although I would give a bit more room to practically oriented sessions, that is "How to" for some high-end TTE-TEE application (e.g. perfusion, coronary flow reserve,...) demonstrated also in main sessions, not only in subscription-mandatory work-shops.

3. Which of the following topic(s) are of most interest to you?



Other (please specify):

Cardiac surgery related echocardiography

Vascular pathology

Pulmonary hypertension

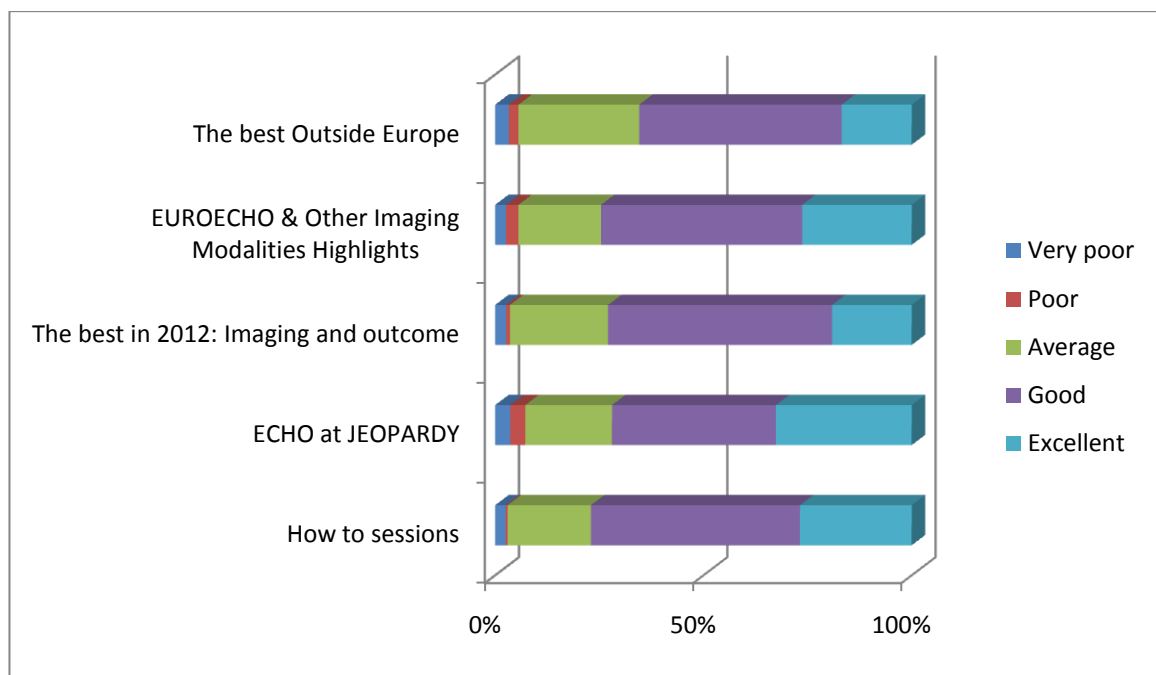
Clinical oriented instead of technical oriented sessions

Strain and speckle tracking

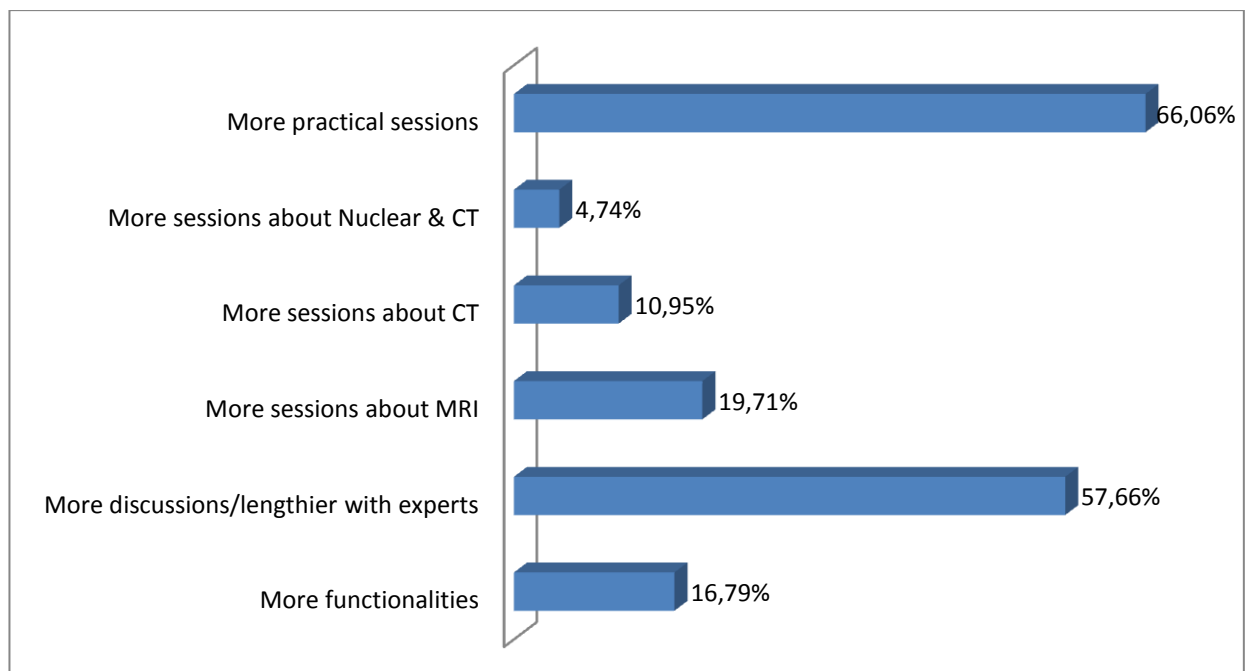
Guiding transcatheter based interventions

Valve repair surgery
 Echo in small animals
 Systemic diseases in particular atherosclerosis & risk factor management

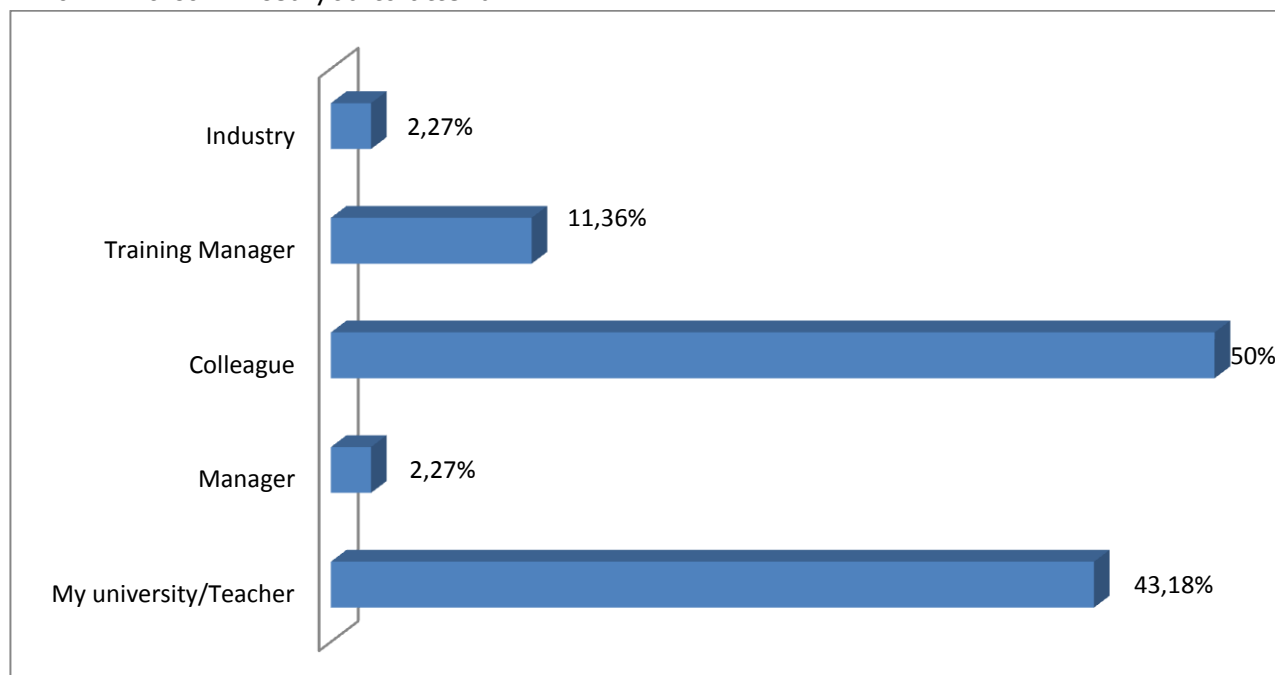
4. Please give us your opinion on these special sessions at EuroEcho 2012?



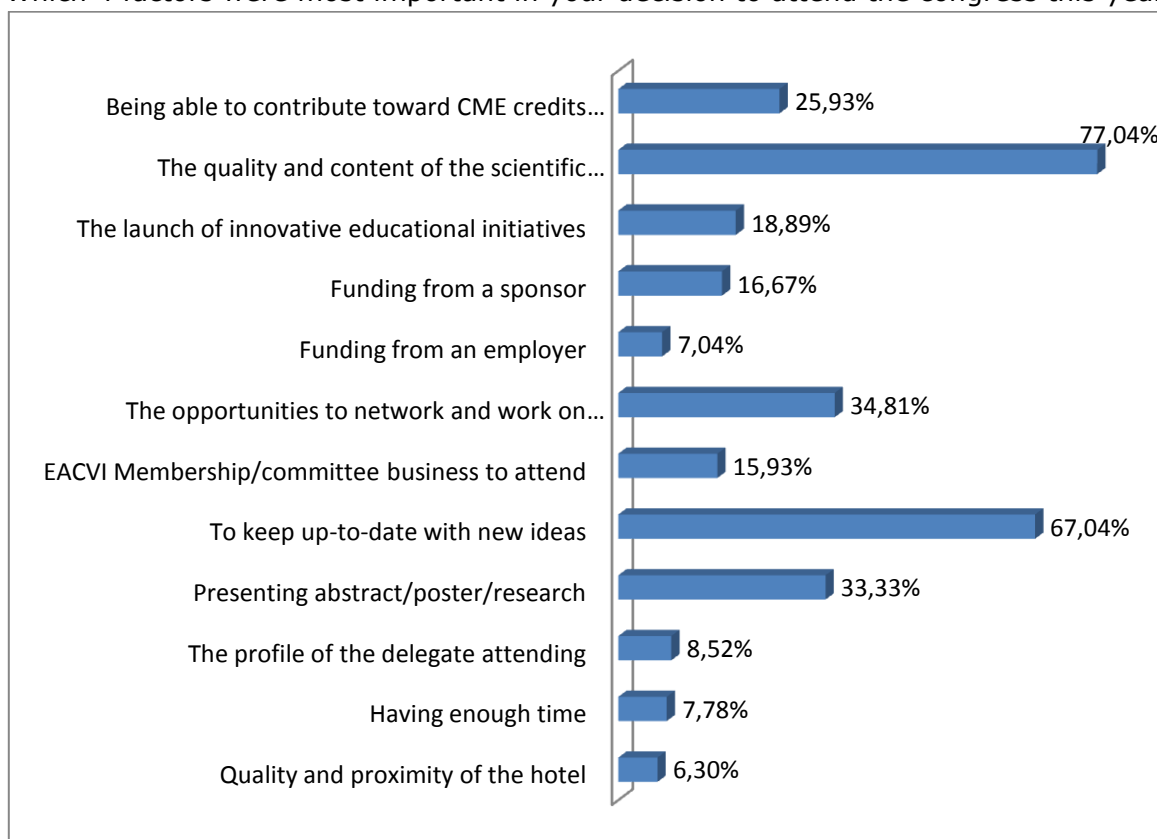
5. How do you think the scientific content could be improved?



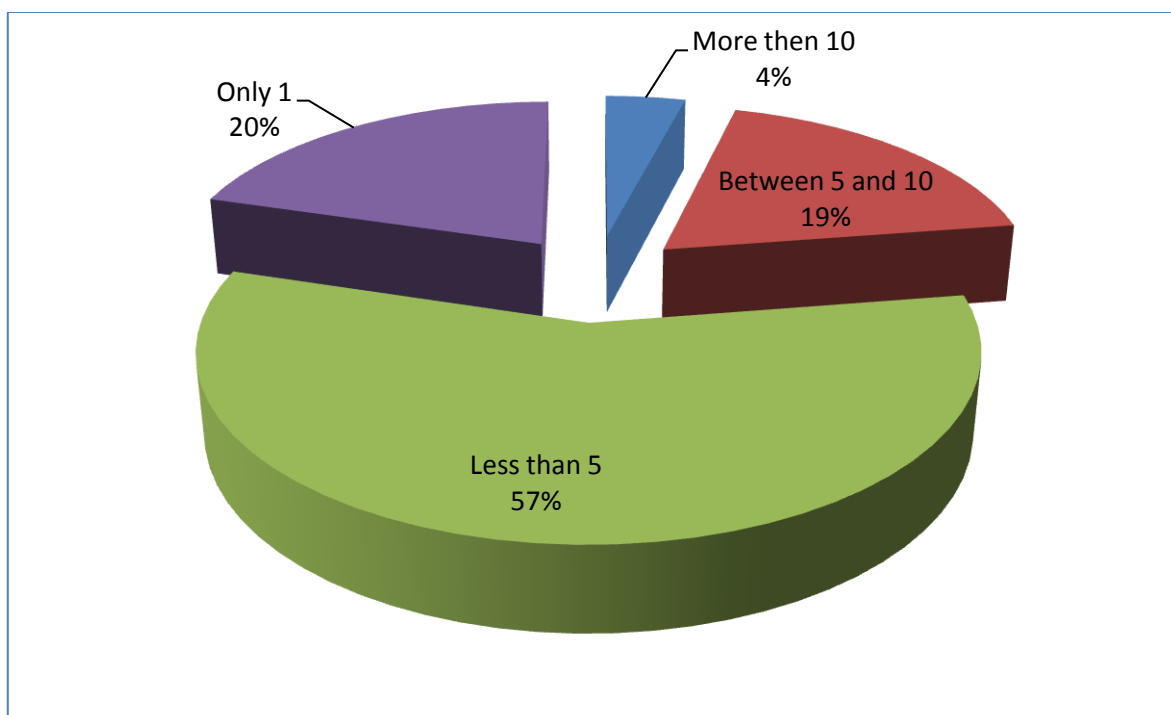
6. Who convinced you to attend?



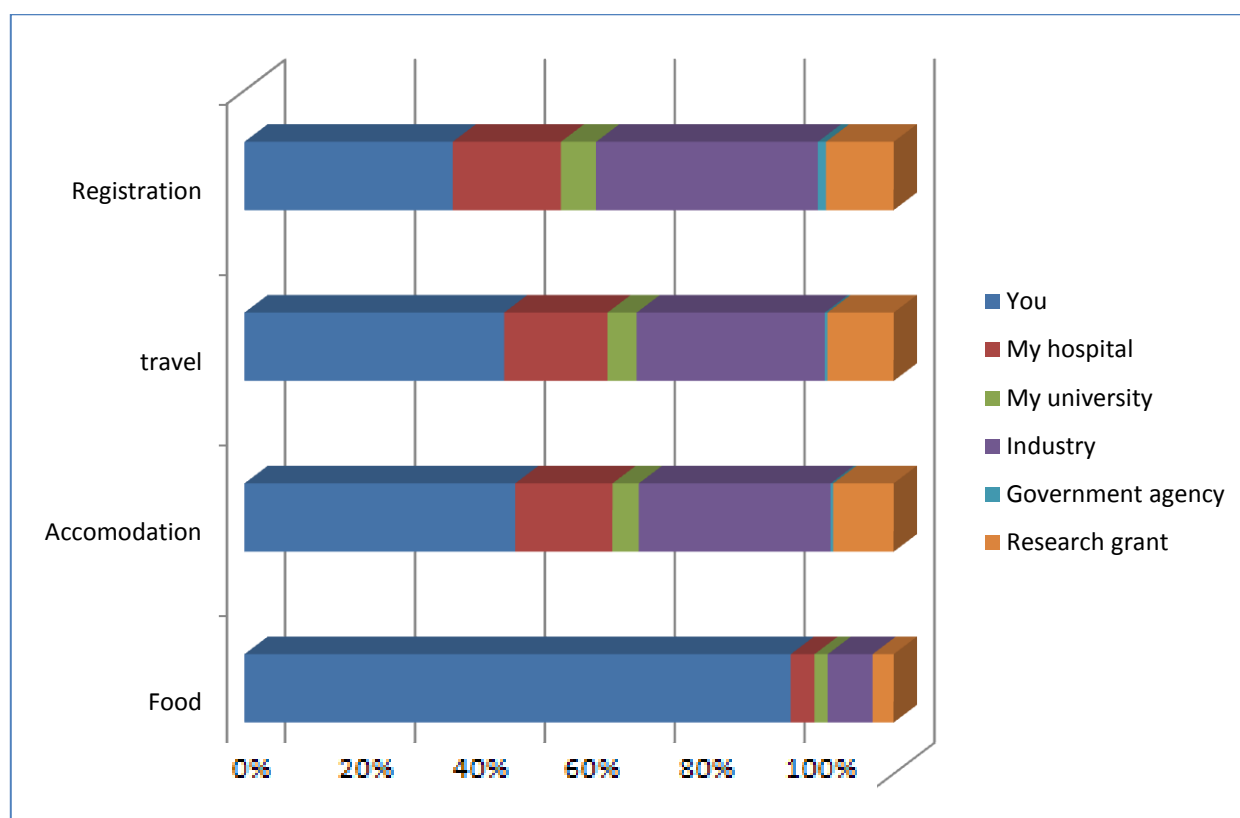
7. Which 4 factors were most important in your decision to attend the congress this year?



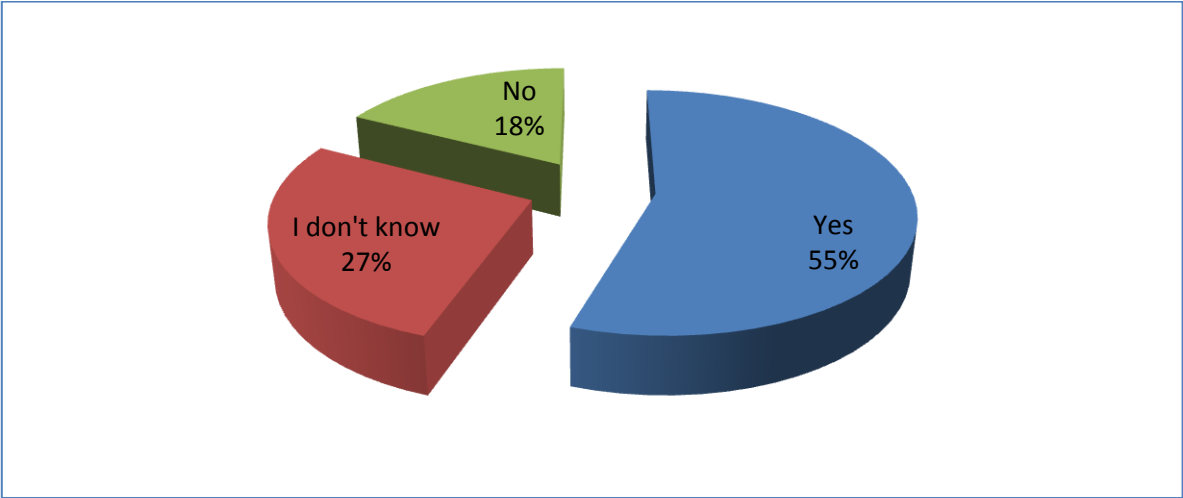
8. How many congresses have you attended this year?



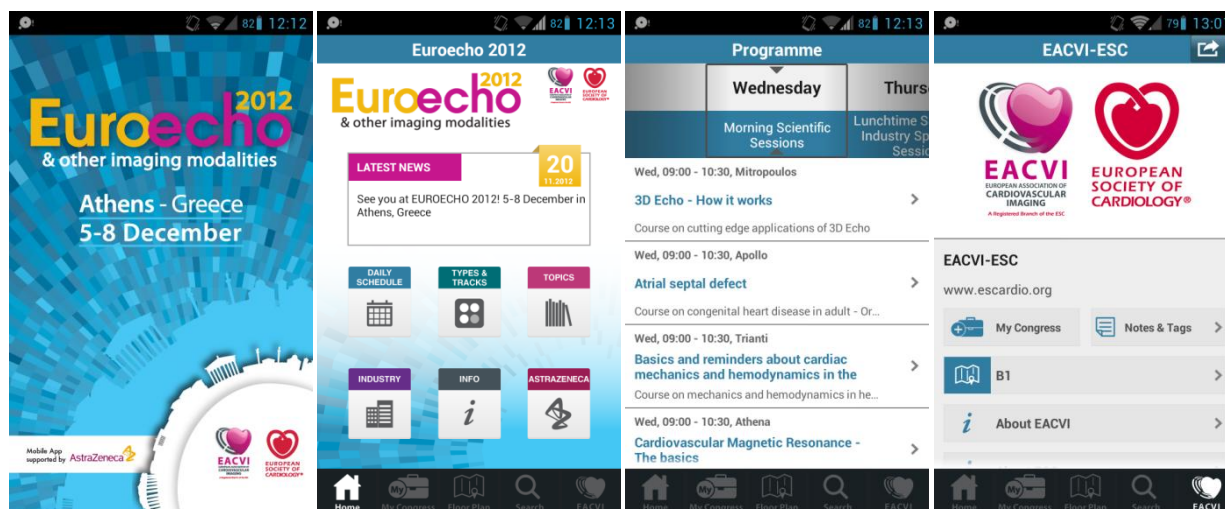
9. Who would pay for the following elements of your visit at EuroEcho Imaging?



10. Would you attend the congress if you were not supported by the Industry?



5.2 Mobile application report



5.2.1 Promotion of the app

The app was promoted before the congress via:

- EACVI newsletter which went out to EACVI members and EUROECHO delegates
- EUROECHO ecampaigns "prepare your attendance" (10 days before the congress)
- EUROECHO web pages

The app was further promoted on-site via:

- The Final Programme
- The Industry Programme
- The intersession slide show



5.2.2 Statistics

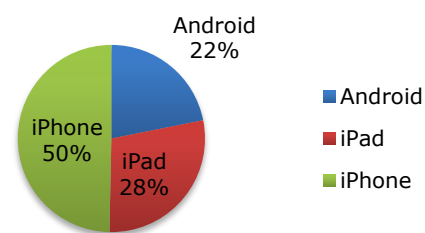
Downloads

Total downloads: 1 047 (breakdown per device on right)

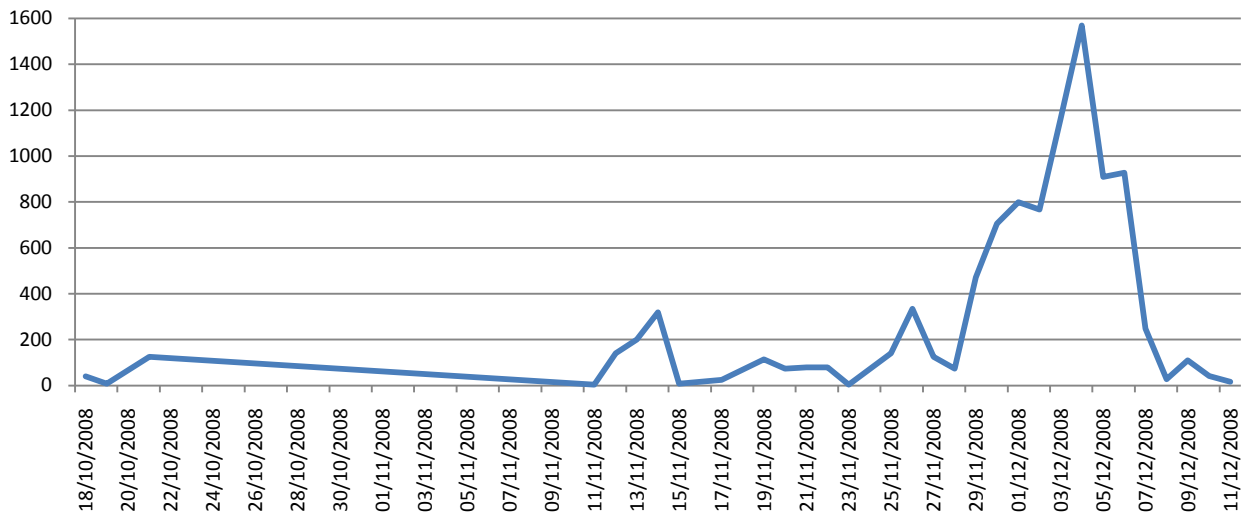
Usage per day

A clear peak of use can be observed **right before and during the congress** (statistics include all devices) for both the number of page hits and the number of app users.

Breakdown per device

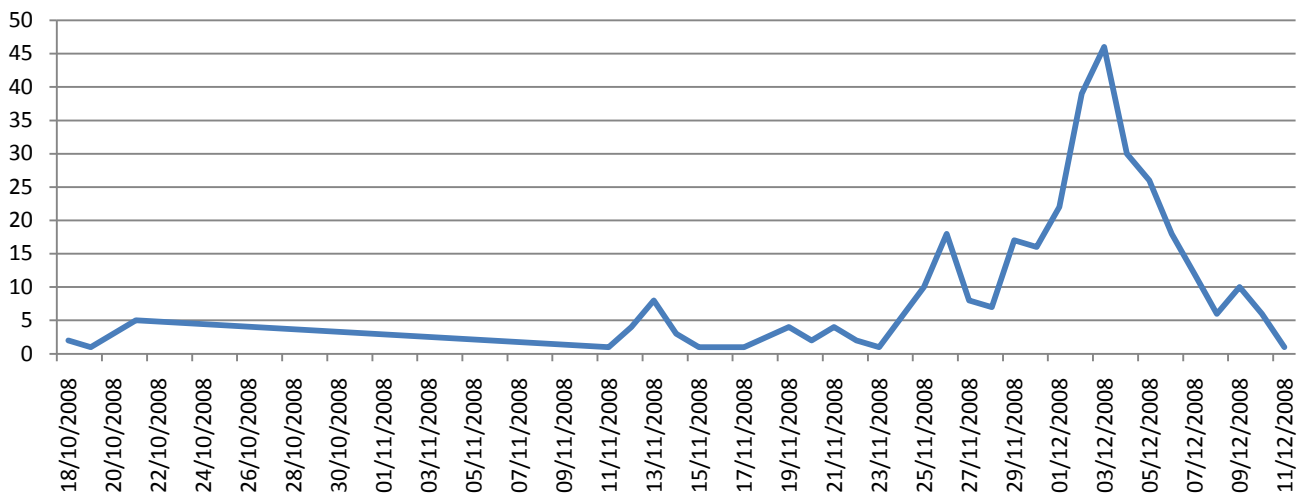


Page hits per day



Congress date: 5 to 8 December 2012

Active users per day



5.3 Press coverage report

5.3.1 PRESS RELEASES

Media alert

6.11.12 [Imaging speeds early diagnosis of heart disease, the top killer in the Western world](#)

Abstract based press releases

5.12.12 [Treat snoring to avoid deadly heart failure](#)

5.12.12 [Atherosclerosis found in HIV children](#)

5.12.12 [Rejected hearts now viable for transplantation after stress echo](#)

KEY FACTS


Number of articles: **318**

Articles by topics :

Subject	No of articles
Atherosclerosis	58
Rejected hearts	60
Sleep apnea	98
Industry	27
Others	79

EuroEcho2013 Imaging

17th Annual Meeting of the European Association
of Cardiovascular Imaging, a registered branch
of the ESC, in cooperation with the Turkish
Working Group of Cardiac Imaging.



ISTANBUL
TURKEY 11-14 DECEMBER

www.escardio.org/eacvi

