

ICNC 2017

Industry Debrief



INTERNATIONAL CONFERENCE ON
**NUCLEAR
CARDIOLOGY
AND CARDIAC CT**

Agenda

- Introduction
- Key Congress Figures
- Industry presence
- Industry Feedback



#ICNC2017 www.icnc2017.org



Congress figures



#ICNC2017 www.icnc2017.org



ICNC 2017 in a nutshell

2,5 days of
scientific sessions

630+ participants
60+ countries

290 abstracts &
clinical cases
submitted



3 Lecture rooms
130 sessions

130+ international
Faculty from **26**
different countries

15 hours of CME
credits



#ICNC2017 www.icnc2017.org

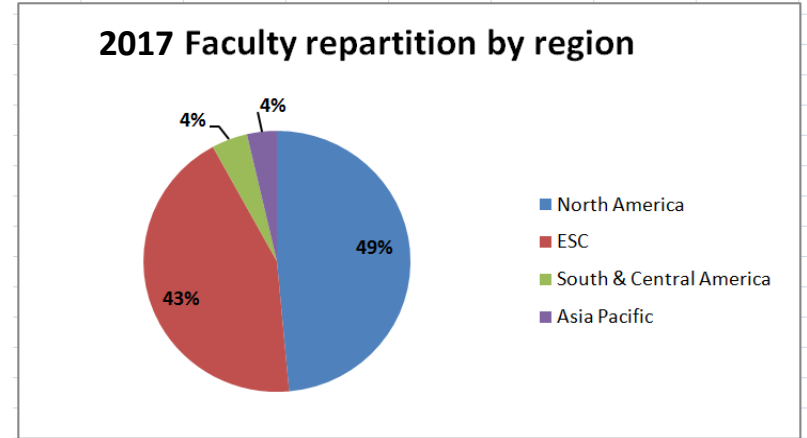
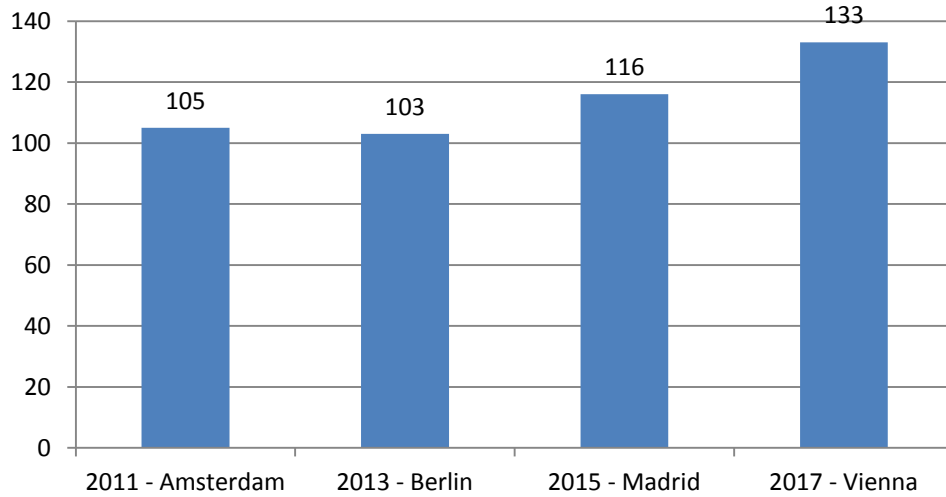


ICNC attendance 2011 – 2017

	2011 – Amsterdam <i>Final figures</i>	2013 – Berlin <i>Final figures</i>	2015 - Madrid <i>Final figures</i>	2017 – Vienna <i>As of 7 May 16:00</i>	+/- 2015
Active delegates (incl. Faculty & paying)	801	560	495	538	+43
Exhibitors (free + paying)	184	126	107	99	-8
Accompanying persons	30	N/A	N/A	N/A	N/A
Total	1015	686	602	637	+35



ICNC Total Faculty (2011 – 2017)



ICNC top 10 delegates 2011 – 2017

(Final figures vs figures 7 May 2017)

Rank	ICNC 2011 – Amsterdam		ICNC 2013 – Berlin		ICNC 2015 – Madrid		ICNC 2017- Vienna	
1	USA	114	USA	77	USA	76	USA	86
2	Netherlands *	113	Netherlands	46	United Kingdom	46	United Kingdom	46
3	Italy	78	United Kingdom	43	Netherlands	36	Netherlands	46
4	Greece	49	Germany*	42	Japan	30	Italy	32
5	Japan	44	Italy	29	Greece	27	Germany	30
6	United Kingdom	39	Japan	29	Spain*	24	France	25
7	Germany	33	Australia	23	Canada	21	Japan	24
8	Spain	32	France	21	Germany	21	Austria*	19
9	Belgium	29	Canada	18	Italy	19	Canada	18
10	France	25	Spain	16	France	17	Spain	12

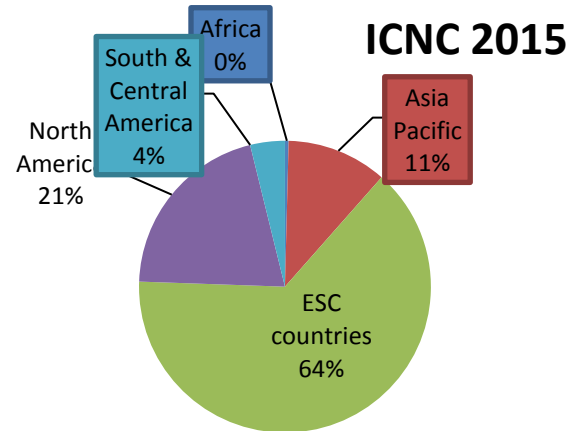
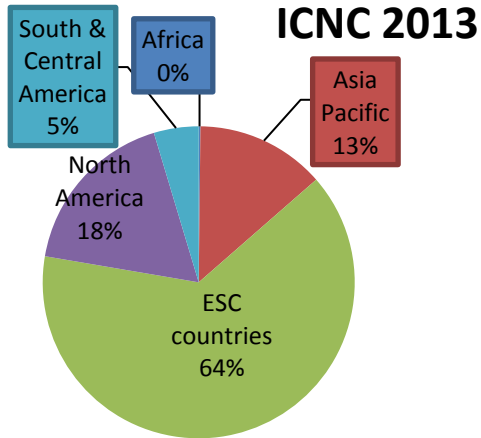
*Host country



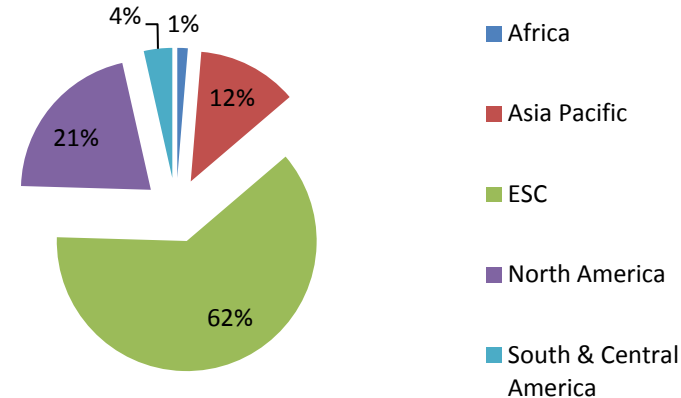
#ICNC2017 www.icnc2017.org



2013-2017 Delegate registration by region



ICNC 2017 (reg. Figures 7 May)



Industry Presence



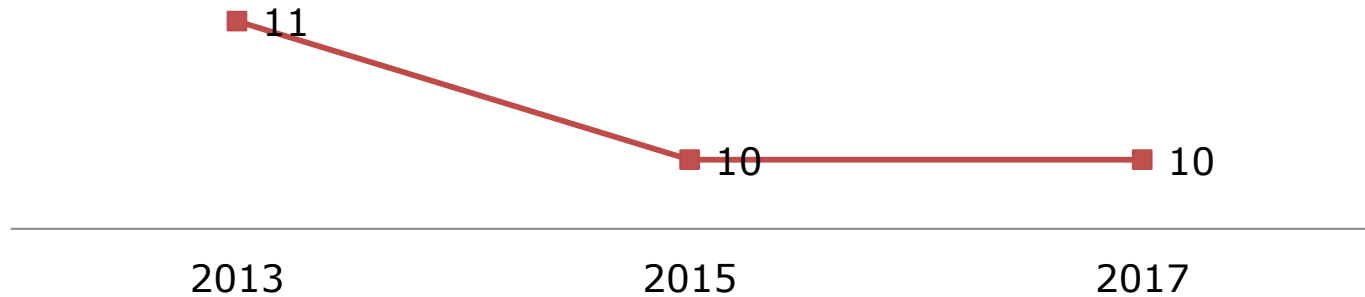
#ICNC2017 www.icnc2017.org



Exhibition

Nber of Exhibitors

—■ Nber of Exhibitors



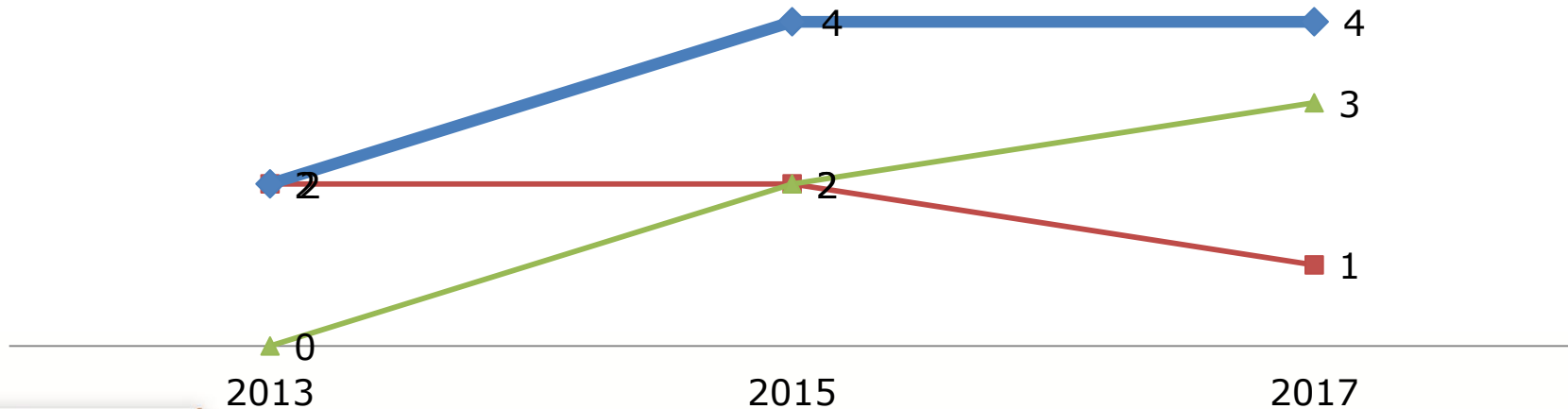
#ICNC2017 www.icnc2017.org



Sessions

Sessions

- Satellite Symposium
- ◆ Sum of Industry Supported sessions
- ▲ Sessions supported via grant



Sessions

Account Name	Date	Session Time	Room	Room Size/Capacity	NB of Delegates
Satellite Symposium					
GE Healthcare	Sunday 7 May	12:35 - 13:35	STRAUSS	300	240
Granted session					
Jubilant DraxImage	Sunday 7 May	14:00 - 15:30	MOZART	500	218
Heartflow	Sunday 7 May	16:30 - 18:00	STRAUSS	300	72
Siemens Healthcare	Tuesday 9 May	11:00 - 12:30	SCHUBERT	200	130



eBlast data

- Sent and delivered to 373 delegates
- Total opens 788



Take part in these sessions at ICNC 2017!

Many of our industry partners are committed to high value independent education and we would like to recommend these sessions.



[SEE THE PLANNING](#)

Sunday 7 May 14:00 to 15:30	Myocardial blood flow quantification: new developments and future directions This session is supported in the form of an Unrestricted Educational Grant by Jubilant DraxImage	Room MOZART
Sunday 7 May 16:30 to 18:00	How-to perform functional assessment of CAD with CT This session is supported in the form of an Unrestricted Educational Grant by HeartFlow	Room STRAUSS
Tuesday 9 May 11:00 to 12:30	PET myocardial perfusion imaging This session is supported in the form of an Unrestricted Educational Grant by Siemens	Room SCHUBERT

Organised by:



American Society of Nuclear Cardiology (ASNC)




European Association of Cardiovascular Imaging

European Association of Nuclear Medicine

Feedback

- Pre Congress
 - Organisation
 - Promotion & Communication
- During the Congress
 - Rooms
 - Exhibition
 - Sponsored Sessions
 - Sponsorship
 - Scientific Programme
 - Venue, Hotels, City
 - Registration
- Suggestions



#ICNC2017 www.icnc2017.org

