

HEART FAILURE 2022 POST-CONGRESS REPORT



Heart Failure & World Congress on Acute Heart Failure 2022



Annual Congress of the Heart Failure Association of the ESC
in conjunction with ACNAP-EuroHeartCare 2022

21-24 | **MADRID**
MAY | **& ONLINE**

www.escardio.org/heartfailure
[#HeartFailure2022](https://twitter.com/HeartFailure2022)



CONTENTS

1.	GENERAL INFORMATION	3
	Quick facts & figures	3
	History.....	4
	Heart Failure 2022 Scientific Programme Committee	4
	Layout.....	5
	Schedule.....	6
2.	SCIENTIFIC PROGRAMME.....	7
	Overview	7
	Schedule overview	7
	Scientific and Educational Programme	10
	Contributors	12
	Invited Faculty.....	13
	Invited Faculty - Remote participation	16
	Invited Faculty by Country by Most to Least Represented.....	16
	Abstract and Clinical case Presenters Profile.....	18
	Country Representation.....	19
	Programme attendance	23
3.	Event platform	27
	Event Platform	27
	Interludes	28
4.	REGISTRATION, ATTENDANCE & PARTICIPATION.....	31
	Registration Overview.....	31
	Onsite Event attendees.....	33
	Online Event attendees.....	38
	Attendee profiles	38
	Live programme – attendance and viewership figures	40
	Taste of Heart Failure.....	43
5.	INDUSTRY	44
	New this year	44
	Satellite Symposia	44
	Onsite Exhibition evolution 2017-2022	44
	Online Exhibition.....	44
	Sponsorship.....	44
	Sponsor list:.....	45

1. GENERAL INFORMATION

Quick facts & figures

Heart Failure 2022 is the annual congress of the Heart Failure Association (HFA) of the European Society of Cardiology.

5,780 total registrations

2,578 Onsite registrations → 44,6%

2,647 Online registrations (Including 150 Taste of) → 45,8%

514 Exhibitors

41 Press

122 countries represented

292 Faculty from 45 countries

150 Scientific and Educational Programmes sessions

103 Scientific sessions

47 Abstract-based sessions

14 Special events

808 contributors to the Programme

292 invited faculty (chairpersons, speakers, discussants, judges) – 45 countries represented

552 presenters (abstracts, clinical case) – 64 countries represented

Abstracts & Clinical Cases Contributions to the programme

925 abstract submitted / 821 accepted / 652 Presented

67 clinical case submitted / 56 accepted / 52 Presented

59 Late-Breaking Science Applications / 59 accepted / 55 presented

7 Lecture rooms (all live streamed), no pre-recorded sessions

21 Satellite Symposia

822 m² exhibition - 36 Stands (incl. 20 Onsite & HFA Stand)

No printed Final Programme

Mobile App – Pilot project

CME Credits: 27 credits

History

Heart Failure 2015	Heart Failure 2016	Heart Failure 2017	Heart Failure 2018	Heart Failure 2019	Heart Failure 2021	Heart Failure 2022
Seville, Spain	Florence, Italy	Paris, France	Vienna, Austria	Athens, Greece	Florence (Studio) & Online	Madrid, Spain
23 – 26 May	21 – 24 May	29 April – 2 May	26 – 29 May	25 – 28 May	29 June – 1 st July	21 – 24 May

Heart Failure 2022 Scientific Programme Committee

Congress Chairperson: Prof Antonio Bayes Genis

Congress Co-Chairperson: Doctor Brenda Moura

Venue

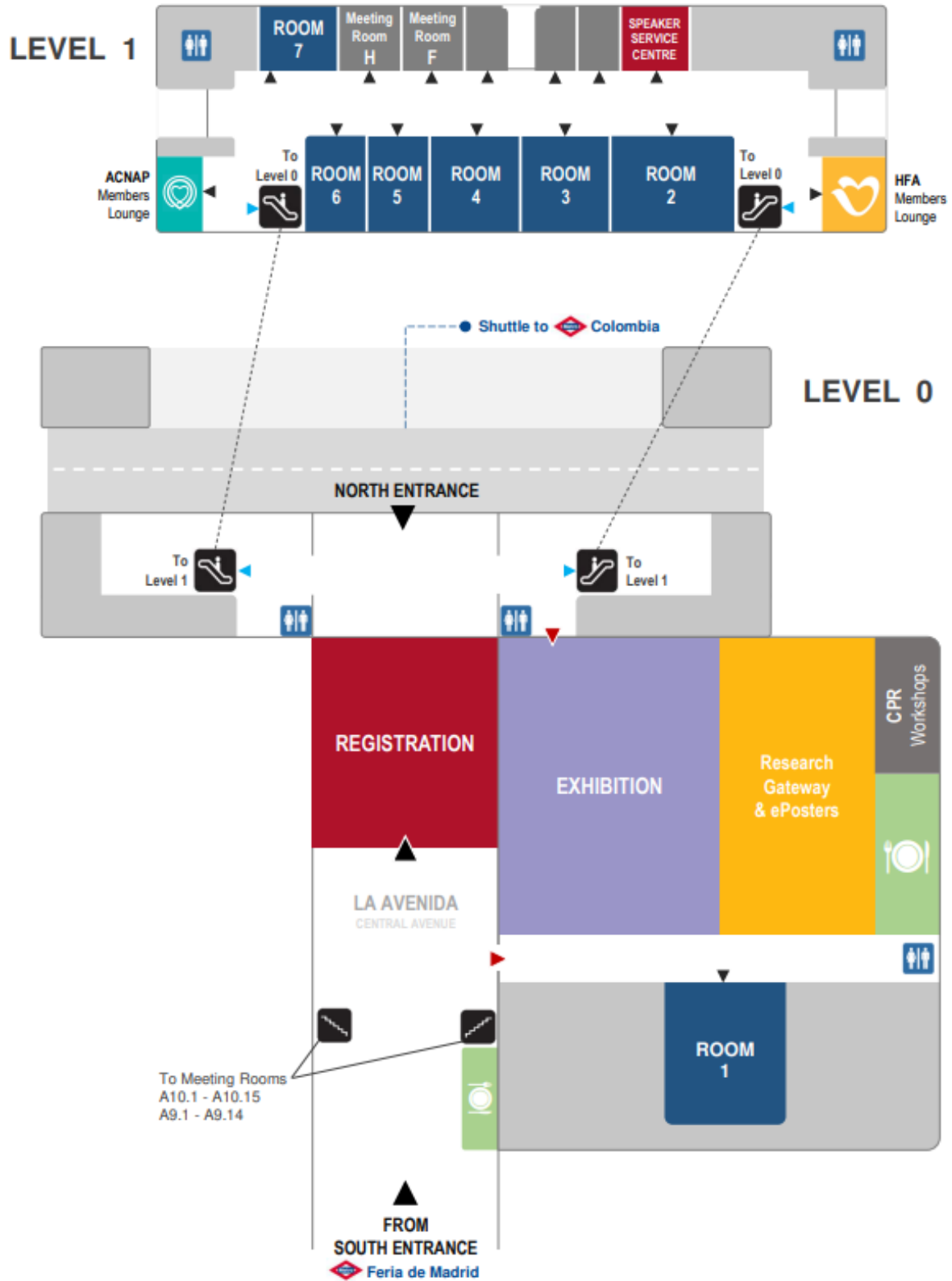


IFEMA MADRID

Avda. del Partenón, 5

28042 Madrid, España / Spain

Layout



Schedule

Heart Failure opening hours						Comments
	Friday 20 May	Saturday 21 May	Sunday 22 May	Monday 23 May	Tuesday 24 May	
Registration	14:00 - 18:00	7:30 - 18:45	7:30 - 19:00	7:30 - 19:00	7:30 - 12:30	
Speaker Service centre	14:00 - 18:00	7:30 - 18:45	7:30 - 19:00	7:30 - 19:00	7:30 - 12:30	
HF Scientific sessions	-	08:30 - 19:30	08:30 - 20:20	08:30 - 20:20	08:30 - 12:10	
Exhibition	-	10:00 - 18:00	09:00 - 18:00	09:00 - 18:00	-	<i>HFA Stand open till 12:30 on Tuesday</i>
HFA Members' Lounge	-	08:00 - 18:30	08:00 - 20:00	08:00 - 20:00	08:00 - 12:30	

2. SCIENTIFIC PROGRAMME

Overview

Key figures

150 Scientific and Educational Programmes sessions

103 Scientific sessions

47 Abstract-based sessions

14 Special events

808 contributors to the Programme

292 invited faculty (chairpersons, speakers, discussants, judges) – 45 countries represented

552 presenters (abstracts, clinical case) – 64 countries represented

Abstracts & Clinical Cases Contributions to the programme

925 abstract submitted / 821 accepted / 652 Presented

67 clinical case submitted / 56 accepted / 52 Presented

59 Late-Breaking Science Applications / 59 accepted / 55 presented

Schedule overview

The Scientific Programme was organised over 5 rooms during the entire congress. In addition, a total of 8 sessions were organised in 2 extra rooms on the first and last days.

All the rooms were live broadcasted online on the congress platform, on channels 1 to 7. The online audience was able to follow the live sessions and interact via an online chat (commenting and asking questions). Questions from the online audience were relayed by the chairpersons of the session.

There were also 6 ePosters stations and 2 moderated ePosters stations, as well as a virtual case area.

Per the statement released by the ESC on 4 March 2022 regarding the war in Ukraine, the ESC did not accept active contributors to the scientific programme from Russian and/or Belarusian institutions. Faculty, abstract and case presenters were removed from the Scientific programme.

The schedule of the event was as follows:

Saturday 21 May

Live sessions: 8:30 AM – 5:40 PM – 6 rooms running in parallel

Scientific wrap-up: 5:50 PM – 6:20 PM

Inaugural session: 6:30 PM – 7:20 PM

Virtual case area: 2 sessions of 50 minutes

Live Abstract Presentation & Discussions: 2 slots of 45 minutes - 2 rooms running in parallel

Moderated ePosters sessions: 4 sessions of 45 minutes – 2 zones running in parallel

Sunday 22 May

Live sessions: 8:30 AM – 7:45 PM – 5 rooms running in parallel

Replay scientific wrap-up day 1: 7:55 AM – 8:25 AM

Scientific wrap-up: 7:55 PM – 8:25 PM

Virtual case area: 2 sessions of 50 minutes

Live Abstract Presentation & Discussions: 2 slots of 45 minutes - 2 rooms running in parallel

Moderated ePosters sessions: 4 sessions of 45 minutes – 2 zones running in parallel

Monday 23 May

Live sessions: 8:30 AM – 7:45 PM – 5 rooms running in parallel

Replay scientific wrap-up day 2: 7:55 AM – 8:25 AM

Scientific wrap-up: 7:55 PM – 8:25 PM

Virtual case area: 2 sessions of 50 minutes

Live Abstract Presentation & Discussions: 2 slots of 45 minutes - 2 rooms running in parallel

Moderated ePosters sessions: 4 sessions of 45 minutes – 2 zones running in parallel

Tuesday 24 May

Live sessions: 8:30 AM – 10:40 AM – 7 rooms running in parallel

Replay scientific wrap-up day 3: 7:55 AM – 8:25 AM

Highlights: 11:10 AM – 12:10 PM

ePosters

ePosters were divided per topics and made available as per their scheduled date on 6 ePoster stations

6 additional stations were available to consult ALL ePosters on demand

All sessions were available on the congress platform the day after the live session for VOD consultation

Scientific and Educational Programme

Session type	2022
Scientific and Educational Programme	150
Scientific sessions	103
Case-Based Session	4
Debate Session	6
Guidelines in Practice	2
How To ...	16
Late-Breaking Science	9
Meet the Experts	3
Special Session	12
Symposium	51
Special Event	(14)
Abstract-based sessions	47
Abstract Sessions	9
Award Sessions	4
Clinical Cases	4
e-posters	18
Moderated Posters	12

11 Joint sessions

Heart Failure Association of India - SGLT2i for HFpEF

ESC Council on Stroke - Stroke and heart failure

HFSA /JHFS - What next for trials in heart failure with preserved ejection fraction?

Korean Heart Failure Society - The fantastic four of heart failure treatment: do we know how to use them?

ACNAP - What else matters to make treatment efficient

ESC WG on Cardiovascular Pharmacotherapy - Implementing use of heart failure treatments in clinical practice

Council of Heart Failure and Pulmonary Hypertension of the Inter-American Society of Cardiology - Pulmonary hypertension in heart failure: what's new?

EHRA - New perspectives for pacing devices in patients with heart failure

EHRA - Contemporary management of sudden cardiac death in patients with heart failure

World Heart Federation - Remote monitoring in heart failure: past, present, and future

Brazilian Society of Cardiology - As Guidelines em avaliação

Abstracts and Clinical Cases Programme

Featured in the Programme:

652 abstract presentations

52 clinical case presentations

552 abstract and clinical case presenters from 64 countries

Abstract and Clinical Case Submissions and Acceptances

	2019	2019	2020	2020	2021	2021	2022	2022
	Abstract	Clinical case	Abstract	Clinical case	Abstract	Clinical case	Abstract	Clinical case
TOTAL Abstracts SUBMITTED	1721	273	1864	225	1156	154	925	67
Abstract ACCEPTED	1499	207	1557	156	971	111	821	56
% Acceptance	87%	76%	84%	69%	84%	72%	89%	84%
Accepted withdrawn	71	6	N/A	N/A	79	5	169	4
Total presented	1347		N/A	N/A	892	106	652	52

Contributors

Contributors to the Programme – Overview of Invited Faculty and Presenters:

There were **808** active programme contributors from **69** countries, representing **1319** roles.

The number of programme contributors (invited faculty and presenters combined) does not equal the total of invited faculty and presenters. This is explained by the fact that several persons fulfilled both faculty and presenter roles and were, therefore, included in both groups. These contributors were, however, counted only once in the overview below.

Gender and Region Overview of Contributors

Gender	# persons	%	# roles	%
Female	347	43%	507	38,5%
Male	461	57%	812	61,5%
Grand total	808		1319	

Region	# persons	%	# roles	%
Africa (non-ESC)	4	0,5%	6	0,4%
Asia Pacific	52	6,4%	67	5,1%
ESC	651	80,6%	1093	82,9%
North America	75	9,3%	112	8,5%
South & central America	26	3,2%	41	3,1%
Grand total	808		1319	

Invited Faculty

There was a total of **292** invited faculty representing **45** countries and **599** roles.

Year	2022
Faculty number of roles	599
Chairperson	256
Speaker	298
Judges abstract	12
Discussant	33
Total number of Faculty	292

Role distribution per Invited Faculty

Number of Roles	2022
1	167
2	54
3	30
4	12
5+	29
Total	292

Age range

Age range	# persons	%	# roles	%
< 40	48	16,4%	72	12%
≥ 40 to < 70	221	75,7%	485	81%
≥ 70	20	6,9%	39	6,5%
Unknown	3	1%	3	0,5%
Total	292		599	

Invited Faculty by Gender

Gender	# persons	%	# roles	%
Female	87	30%	151	25%
Male	205	70%	448	75%
Grand total	292		599	

Invited Faculty by Region

Region	# persons	%	# roles	%
Africa (non-ESC)	1	0,4%	2	0,3%
Asia Pacific	11	3,8%	21	3,5%
ESC	237	81%	506	84,5%
North America	32	11%	55	9,2%
South & central America	11	3,8%	15	2,5%
Grand total	292		599	

Comparison 2019-2022 (# persons)

Gender	2019		2020		2021		2022	
Female	68	23%	66	26%	55	23%	87	30%
Male	228	77%	185	74%	182	77%	205	70%
Grand total	296		251		237		292	

Region	2019		2020		2021		2022	
Africa (non-ESC)	1	0%	1	0%	1	0%	1	0,4%
Asia Pacific	11	4%	8	3%	6	3%	11	3,8%
ESC	251	85%	211	84%	209	88%	237	81%
North America	31	10%	31	12%	19	8%	32	11%
South & central America	2	1%	0	0%	2	1%	11	3,8%
Grand total	296		251		237		292	

Invited Faculty - Remote participation

This year, exceptions were made to allow remote participation for a selected number of faculty outside of EU and in certain areas of expertise to allow them to participate to the congress despite strict travel restrictions due to the Covid crisis.

Faculty	# persons	%	# roles	%
Remote participation	23	7,9%	27	4,5%
Onsite participation	269	92,1%	572	95,5%
Grand total	292		599	

Invited Faculty by Country by Most to Least Represented

Top 10 countries highlighted

Country	#
Spain	66
Italy	29
United Kingdom & Northern Ireland	25
United States of America	24
Germany	23
Greece	11
Netherlands (The)	11
Israel	9
Portugal	9
Sweden	8
Canada	7
France	6
Switzerland	5
Austria	4

Belgium	4
Brazil	4
Poland	4
Romania	4
Argentina	3
India	3
Korea (Republic of)	3
Colombia	2
Croatia	2
Japan	2
Serbia	2
Slovenia	2
Turkey	2
Bulgaria	1
Chile	1
Cyprus	1

Denmark	1
Egypt	1
Finland	1
Hungary	1
Kazakhstan	1
Lebanon	1
Lithuania	1
Mexico	1
Monaco	1
Norway	1
Panama	1
Singapore	1
Slovakia	1
South Africa	1
United Arab Emirates	1
Grand total	292

Comparison 2019-2022

	2019	2020	2021	2022
Total Invited Faculty	296	251	237	292
Countries represented	38	39	40	45

Abstract and Clinical Cases Presenters

There was a total of **552** presenters representing **64** countries and **720** roles.

Abstract and Clinical case Presenters Profile

Presenters age group

6 presenters are present in both Abstracts & Clinical case groups. These presenters were, however, counted only once in the overview below, and the statistics are based on all presenters, combining abstracts and clinical case.

Age range	Abstract Presenters	%	Clinical case Presenters	%	Combined	%
< 40	377	74%	46	96%	417	75,6%
≥ 40 to < 70	129	25%	2	4%	131	23,7%
≥ 70	4	1%	0		4	0,7%
Total	510		48		552	

Overview by Gender and Region

Gender	# persons	%	# roles	%
Female	271	49%	356	49,4%
Male	281	51%	364	50,6%
Grand total	552		720	

Region	# persons	%	# roles	%
Africa (non-ESC)	3	0,6%	4	0,6%
Asia Pacific	42	7,6%	46	6,4%
ESC	443	80,2%	587	81,5%
North America	46	8,3%	57	7,9%
South & central America	18	3,3%	26	3,6%
Grand total	552		720	

Country Representation
Top 9 countries highlighted

	TOTAL	Abstract Presenters	Clinical case Presenters
Spain	69	63	7
Portugal	55	51	5
Italy	39	36	4
Germany	37	36	1
Netherlands (The)	34	34	
United States of America	34	32	3
United Kingdom of Great Britain & Northern Ireland	26	25	1
Ukraine	20	20	1
Poland	17	14	3
Denmark	13	13	
Sweden	13	13	
Romania	12		6
Korea (Republic of)	11	11	
Hungary	10	10	
Belgium	9	8	1
Greece	9	8	2
Ireland	9	9	
Brazil	7	7	
Colombia	7	6	1
Mexico	7	6	1
Serbia	7	6	1

Croatia	6	5	1
Czechia	6	6	
France	6	6	
Austria	5	5	
Canada	5	5	
India	5	3	2
China	4	4	
Israel	4	4	
Lebanon	4	4	
Lithuania	4	2	2
Moldova (Republic of)	4	4	
Norway	4	4	
Egypt	3	3	
Japan	3	3	
Singapore	3	2	1
Switzerland	3	3	
Turkey	3	3	
Chile	2	2	
Georgia	2	1	1
Hong Kong	2	2	
Kazakhstan	2	1	1
Philippines	2	2	
Slovenia	2	2	
South Africa	2	2	

Tunisia	2		
Uzbekistan	2	2	
Albania	1		1
Algeria	1	1	
Armenia	1	1	
Australia	1	1	
Bulgaria	1	1	
Finland	1	1	
Guatemala	1	1	
Indonesia	1		1
Jordan	1	1	
Malaysia	1	1	
Mongolia	1	1	
Nigeria	1	1	
Peru	1		1
Saudi Arabia	1	1	
Slovakia	1	1	
Taiwan	1	1	
Viet Nam	1	1	
Grand total	552	510	48

Comparison 2021-2022

	2021	2022
Abstract / Case presented	998	704
Number of presenters	766	552
Countries represented	70	64

Since 2021, the posters are now available online as ePosters and published on the congress platform 1 day prior the start of the congress in the Research Gateway (Abstract & Clinical case online gallery). Onsite participation was not mandatory for ePoster presenters (online registration was accepted).

Programme attendance
Top 10 attended sessions (based on onsite audience)

Room	Session date	Session type	Session Title	Onsite Attendance	LIVE Online audience
Room 1	Sunday 22 May 11:25	Late-Breaking Science	Late-Breaking Trials - Pharmacological treatment I	588	411
Room 1	Saturday 21 May 11:25	HowTo	Cardiac TTR amyloidosis: all you need to know	530	322
Room 1	Saturday 21 May 13:45	Symposium	SGLT2 inhibitors across the spectrum of heart failure	480	403
Room 2	Sunday 22 May 13:45	HowTo	How to treat congestion	480	278
Room 3	Saturday 21 May 10:35	Late-Breaking Science	Late-Breaking Clinical Trials - Pharmacotherapy	350	267
Room 1	Saturday 21 May 16:40	Debate Session	The fantastic four of heart failure treatment: do we know how to use them? - <i>Joint session with the Korean Heart Failure Society (KHFS)</i>	342	376
Room 1	Monday 23 May 15:50	Late-Breaking Science	Late-Breaking Trials - Pharmacological treatment II	276	366
Room 1	Sunday 22 May 8:30	Symposium	What the ESC Heart Failure Guidelines 2021 failed to say	250	445
Room 4	Saturday 21 May 13:45	Symposium	HoT track - myocarditis: from diagnosis to treatment	240	173
Room 3	Monday 23 May 11:25	HowTo	Pulmonary hypertension in heart failure: what's new? - <i>Joint session with the Council of Heart Failure and Pulmonary Hypertension (COACH) of the Inter-American Society of Cardiology (IASC)</i>	230	181

10 Least attended sessions (based on onsite audience)

Room	Session Start	Session type	Session Title	Onsite Attendance	LIVE Online audience
Room 2	Monday 23 May 18:45	Meet the Experts	Culture and ethnicity: relevant factors in 21st century Europe	5	20
Room 5	Monday 23 May 18:45	Symposium	Local Track - Manejo clínico e intervencionista de los pacientes con hipertensión arterial pulmonar.	6	30
Room 5	Tuesday 24 May 9:40	Symposium	Lifelong learning from across the globe	7	26
Room 6	Tuesday 24 May 8:30	Symposium	How to keep our patients out of the hospital	7	26
Room 5	Monday 23 May 8:30	Symposium	Local Track - Actualidad del grupo HoT español	10	13
Room 7	Tuesday 24 May 9:40	HowTo	How to improve quality of life	10	34
Room 5	Sunday 22 May 18:45	Symposium	Recent onset cardiomyopathy: a need for risk stratification	12	56
Room 6	Saturday 21 May 16:40	Symposium	As Guidelines em avaliação - <i>Joint session with the Brazilian Society of Cardiology</i>	13	17
Room 4	Sunday 22 May 18:45	Case-Based Session	When left ventricular assist device patients run into trouble	14	42

Attendance per time slot- Comparison with previous years*

Date	Start Time	2018	2019	2022	
		Vienna	Athens	Madrid	% of total attendance*
		5268 delegates	4779 delegates	2530 delegates	
SATURDAY	08:30	1342	1040	423	10%
	10:00	281	N/A	694	16%
	11:00	1957	1879	896	21%
	12:15	1676	1683		
	13:30	1340	1591	1017	24%
	14:45	1926	1065	411	10%
	16:30	1228	916	573	14%
	17:40	550	450	227	5%
	TOTAL	10 300	8 624	4241	
SUNDAY	08:30	1 877	1 188	411	11%
	10:15	530	425	468	12%
	11:00	2 293	1 880	1128	29%
	12:45	1 306	1 643		
	14:00	1 978	1 441	913	24%
	15:55	512	390	581	15%
	16:30	826	941	268	7%
	18:15	N/A	N/A	103	3%
	TOTAL	9 322	7 908	3872	
MONDAY	08:30	1 519	1 097	291	11%

	10:15	504	1050	580	21%
	11:00	2 182	1 545	697	25%
	12:45	981	1694		
	14:15	1 482	941	509	18%
	15:55	527	263	447	16%
	16:30	982	793	167	6%
	18:15	N/A	N/A	77	3%
	TOTAL	8 177	6 893	2768	
TUESDAY	08:30	544	492	359	62%
	10:00	127	N/A	N/A	
	11:00	680	630	222	38%
	TOTAL	1351	1122	581	
	GRAND TOTAL	29 150	24 547	11 462	

*HF 2020 & 2021 are not represented as the events were digital. The figures represented here are for onsite audience only.

3. EVENT PLATFORM

Event Platform

Heart Failure 2022
World Congress on Acute Heart Failure
21-24 MAY
MADRID & ONLINE

Heart Failure 2022 coming in

15 Days 16 Hours 58 Minutes 42 Seconds

Your congress is back!

Join us in Madrid for an exciting return to meeting face to face, and enjoy the thrill of discovering, learning and sharing together. Held in conjunction with ACNAP - EuroHeartCare, you'll get 2 congresses for the price of 1!

[Register now](#)

Join heart failure world's leading congress [Register now](#)

Mid February 2022	Open with Congress Programme
Friday 13 May	Abstract cards will be released
Friday 20 May - 09:00	ePosters available on the Research Gateway Online Platform open live (to all delegates)
Monday 23 May	EHC Live streaming Closing
Tuesday 24 May	HF Live streaming Closing
Tuesday 7 June	Platforms closing

Interludes

Different items were used to entertain the audience before, during (during breaks) and after the congress: waiting slides, session opens and promotional videos.

- Slides (waiting, transition, technical)
- These slides are used either at the beginning or at the end of the daily programme.
- Starting at 08:30 CEST (not visible to the audience)
- Starting at 07:55 CEST (not visible to the audience)
- See you tomorrow
- Join us in Room 1 for the scientific wrap-up and the Inaugural Session
- Join us in Room 1 for Heart Failure 2022 Highlights session
- Join us in Room 1 for the scientific wrap-up
- Thank you / Access all resources here
- Save the date - 2023

Transition slide

The technical slide was prepared for the ESC AV team and suppliers in case there is an issue with the video broadcast.

N.B During the congress, the average live attendance to a session is 153 unique viewers

Code	Video title	Day 1	Day 2	Day 3	Day 4	TOTAL Unique viewers	Occurrences
		Sat. 21 May Unique viewers	Sun. 22 May Unique viewers	Mon. 23 May Unique viewers	Tue. 24 May Unique viewers		
WS_HF_1a	Starting at 08:30 CEST	-	-	-	-	-	20
WS_HF_1b	Starting at 07:55 CEST	-	-	-	-	-	3
WS_HF_2	See you tomorrow	246	140	153	-	391	16
WS_HF_3	Thank you/Access resources	-	-	-	210	210	1
WS_HF_4a	Join us in Room 1 for the scientific wrap-up and the Inaugural Session	113	-	-	-	113	5
WS_HF_4b	Join us in Room 1 for Heart Failure 2022 Highlights session	-	-	-	185	185	6

Code	Video title	Day 1	Day 2	Day 3	Day 4	TOTAL Unique viewers	Occurrences
		Sat. 21 May	Sun. 22 May	Mon. 23 May	Tue. 24 May		
		Unique viewers	Unique viewers	Unique viewers	Unique viewers		
WS_HF_4c	Join us in Room 1 for the scientific wrap-up	-	112	90	-	181	8
WS_HF_5	Save the date - 2023	-	-	-	177	177	1
Trans_HF_S	Transition slide	519	501	104	-	746	53
Indus_Disc laimer	INDUSTRY disclaimer - The following sponsored message does not reflect the opinion of ESC.	252	344	-	-	472	11

Interludes (promo videos) and daily countdowns

The following videos were broadcast between scientific sessions to promote ESC content/products.

Code	Video title	Video duration (hh:mm:ss)	Day 1	Day 2	Day 3	Day 4	TOTAL Unique viewers	Occurrences
			Sat. 21 May	Sun. 22 May	Mon. 23 May	Tue. 24 May		
			Unique viewers	Unique viewers	Unique viewers	Unique viewers		
Inter_HF_1	HFA Corpo_Membership	00:00:36	671	581	594	243	1,125	68
Inter_HF_2	HFA Publications	00:00:38	610	580	482	196	1,059	55
Inter_HF_3	HeartFailureMatters promo video	00:02:30	585	710	523	187	1,106	56
Inter_HF_4	ESC 365	00:01:09	625	573	531	119	1,040	43
Inter_HF_5	ESC Pocket GL app	00:00:54	467	425	451		842	38
Inter_HF_6	ESC Congress 2022 - promo video	00:01:43	467	510	469	133	911	41
Inter_HF_7a	Stay tuned - The next session will start soon	00:03:00	789	-	-	-	789	28

Code	Video title	Video duration (hh:mm:ss)	Day 1	Day 2	Day 3	Day 4	TOTAL Unique viewers	Occurrences
			Sat. 21 May Unique viewers	Sun. 22 May Unique viewers	Mon. 23 May Unique viewers	Tue. 24 May Unique viewers		
Inter_HF_7b	Time for a break - <i>Generic</i>	00:03:00	444	-	-	-	444	14
Inter_HF_7c	Time for a break - <i>Day 2</i>	00:03:00	-	928	-	-	928	43
Inter_HF_7d	Time for a break - <i>Day 3</i>	00:03:00	-	-	852	-	852	39
Inter_HF_7e	Time for a break - <i>Day 4</i>	00:03:00	-	-	-	441	441	9
Adv_Charite_1	Charite - Promo session 2033 (Monday - 23/05)	00:00:30	214	269	-	-	400	4
Adv_Charite_2	Charite - Promo session 2034 (Monday - 23/05)	00:00:30	215	191	-	-	345	4
Adv_BI_1	Boehringer Ingelheim - Promo session (Sunday - 22/05)	00:00:30	193	-	-	-	193	2
Adv_BI_2	Boehringer Ingelheim - Product promo	00:00:30	194	-	-	-	194	2
Adv_Bayer_1	Bayer - Product promo - for channel 1	00:00:28	-	239	-	-	239	1
Adv_Bayer_2	Bayer - Product promo - for channel 1	00:00:30	-	239	-	-	239	1
Adv_Bayer_3	Bayer - Product promo - for channel 2	00:00:27	-	167	-	-	167	1
Adv_Bayer_4	Bayer - Product promo - for channel 2	00:00:29	-	167	-	-	167	1
CD_HF	Countdown video	00:05:02	122	72	98	102	304	23

Intro/outro

This intro video, as well as outro video and industry intro/outro, are used to introduce a session and frame it.

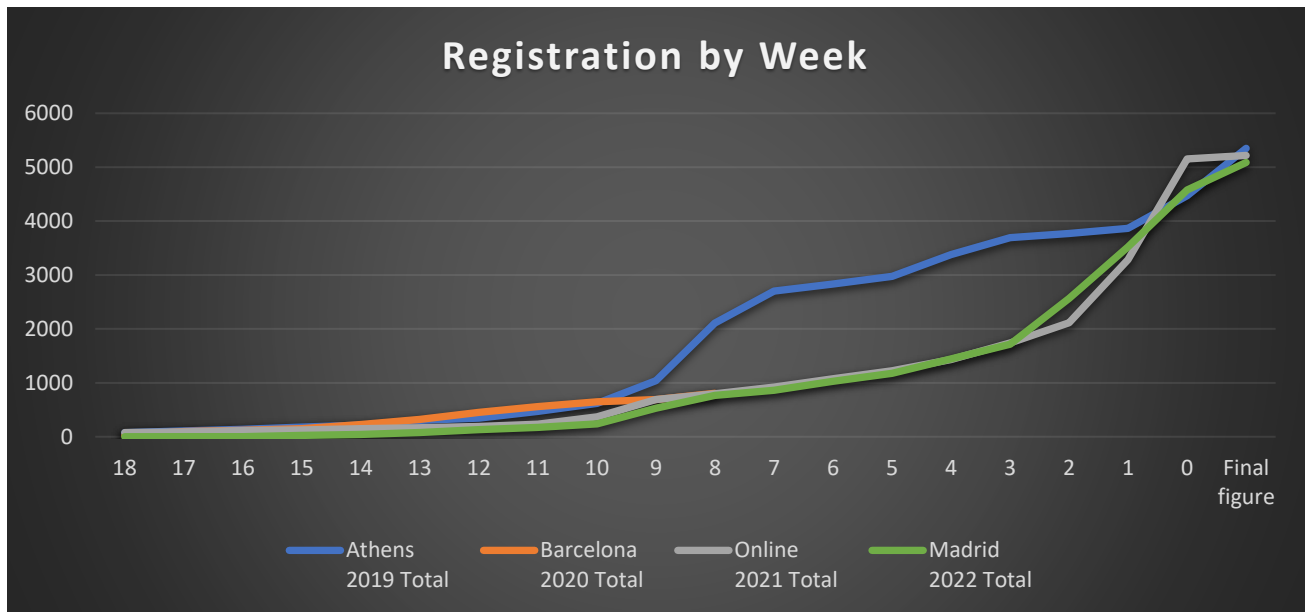
Dedicated intros were produced for the common inaugural session and the daily wrap-ups.

No statistics are available as these videos are included in the whole session duration.

4. REGISTRATION, ATTENDANCE & PARTICIPATION

Registration Overview

Type	Vienna 2018	Athens 2019	Online (Florence) 2021	Madrid & Online 2022
Active Onsite Delegates	5,268	4,779		2,502
Active Online Delegates			5,093	2,138
Press	45	30	34	41
Exhibitors	548	625	88	408
Total	5,861	5,434	5,215	5,089



The above figures only include valid registrations. Unused vouchers (access codes) are not included in the above figures.

Unused delegate registrations → 76 Onsite and 359 Online: 435 in total

Total delegate registration with Press: 5,115

Unused exhibitor registrations: 106

Total exhibitor registrations: 514

Country Breakdown Top 10

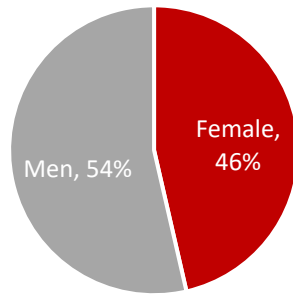
Country	Online
Spain	129
United Kingdom of Great Britain and Northern Ireland	115
United States of America	89
Portugal	89
Taiwan	78
Austria	76
Germany	74
Romania	73
Brazil	69
Indonesia	66

Country	Onsite
Spain	600
Netherlands (The)	254
Germany	217
United Kingdom of Great Britain and Northern Ireland	197
United States of America	173
Italy	169
France	96
Switzerland	93
Belgium	83
Denmark	74

If we compare the Top 10 for both online and onsite, we notice 4 countries outside Europe for the Online compared to only 1 Onsite (United States of America).

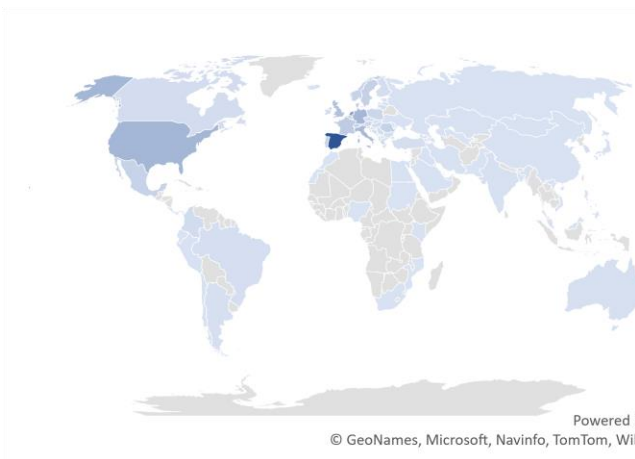
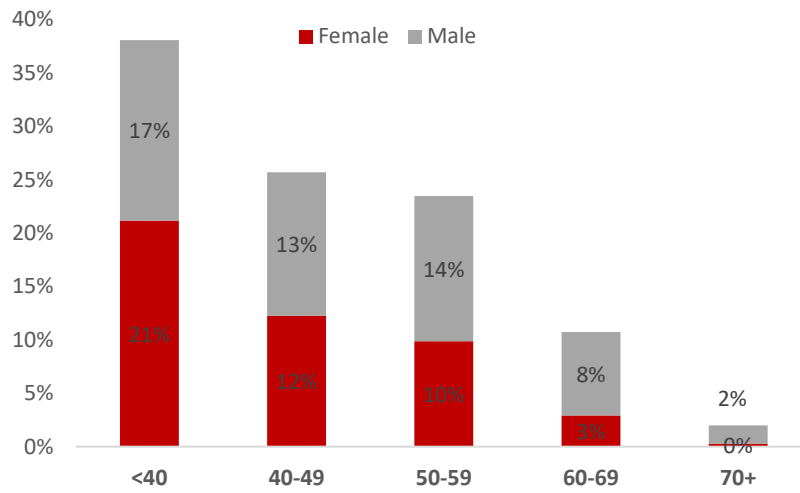
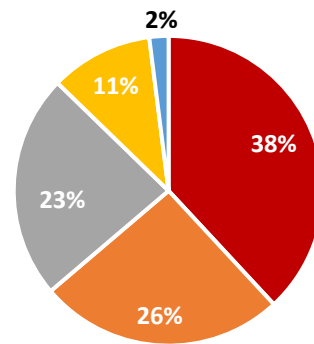
Onsite Event attendees

Gender



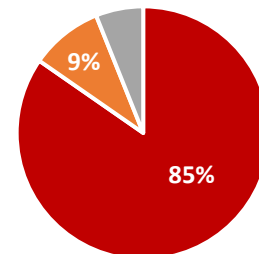
Age Group

■ <40 ■ 40-49 ■ 50-59 ■ 60-69 ■ >=70



Region

■ NCS Countries
■ ACS Countries
■ Rest of World



Profession / Stage in career	Student	In training	Practicing	Retired	Unknow	Grand Total
Clinical Cardiologist	11	139	699	4		853
Unknow	41	2	5	1	406	455
Heart Failure	10	47	269	2		328
Industry Representative	3	13	167	1		184
Other	22	15	40	2		79
Internal Medicine	3	23	50			76
Interventional	1	2	58	1		62
Nurse	8	1	50			59
Scientist/ Biomedical Scientist	5	10	35			50
Advanced Nurse Practitioner	6	1	40	2		49
Imaging	2	8	35			45
Other Specialty	5	12	17	1		35
Other Healthcare Profession	5	6	22			33
Scientist Researcher	2	12	16			30
Pharmacist		4	19	1		24
Electrophysiologist		2	18	1		21
General Practitioner / Family Medicine	2	1	15			18
Nurse Practitioner			14	1		15
Cardio-Thoracic Surgery	1	1	7			9
Healthcare Scientist			8			8
Acute Cardiac Care		2	6			8
Press			7			7
Endocrinologist		1	5			6
Physician Assistant			6			6
Statisticians / Data Professional	2		3			5
Nephrologist			3	2		5
Prevention & Rehabilitation			4			4
Emergency Medicine			3	1		4
Communication Officer			4			4
Clinical Bioengineer			4			4
Paediatrician			3			3

Adult Congenital Heart Disease		1	2			3
Administrator			3			3
Intensive Care Medicine			3			3
Surgeon			2			2
Physiotherapist			2			2
Health Educator		1	1			2
Paramedic			2			2
Epidemiologist			2			2
Neurologist				1		1
Radiologist			1			1
Medical Physicist		1				1
Cardiac Physiologist		1				1
Paediatric Cardiology			1			1
Echocardiographer / Sonographer	1					1
Genetic Scientist / Genetic Counsellor			1			1
Life Scientist			1			1
Perfusionist			1			1
Medical Technologist / Medical Technician / Technician			1			1
Grand Total	130	306	1655	21	406	2518

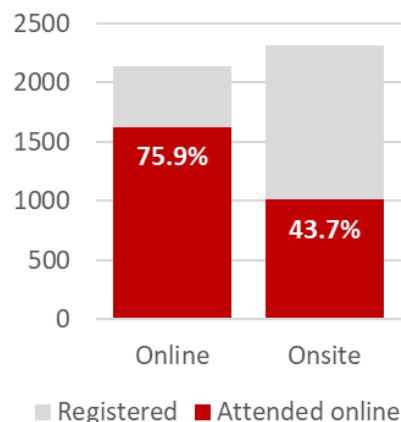
Primary Speciality	Count	Percentage
Heart Failure - Chronic Heart Failure	798	31%
Unknow	675	27%
Heart Failure - Acute Heart Failure	311	12%
Basic Science - Basic Science	99	4%
Imaging - Echocardiography	89	3%
Interventional Cardiology and Cardiovascular Surgery - Interventional Cardiology	70	3%
Coronary Artery Disease - Acute Coronary Syndromes - Acute Cardiac Care - Acute Coronary Syndromes	50	2%
Valvular - Myocardial - Pericardial - Pulmonary - Congenital Heart Disease - Myocardial Disease	38	1%
Coronary Artery Disease - Acute Coronary Syndromes - Acute Cardiac Care - Acute Cardiac Care	34	1%
Arrhythmias and Device Therapy - Arrhythmias-General	33	1%
Cardiovascular Pharmacology - Pharmacology and Pharmacotherapy	30	1%
Preventive Cardiology - Risk Factors and Prevention	25	1%
Arrhythmias and Device Therapy - Device Therapy	22	1%
Hypertension - Hypertension	22	1%
Cardiovascular Nursing and Allied Professions - Acute Nursing Care	17	1%
Arrhythmias and Device Therapy - Atrial Fibrillation	17	1%
Coronary Artery Disease - Acute Coronary Syndromes - Acute Cardiac Care - Coronary Artery Disease Chronic	17	1%
Valvular - Myocardial - Pericardial - Pulmonary - Congenital Heart Disease - Valvular Heart Disease	16	1%
Preventive Cardiology - Rehabilitation and Sports Cardiology	15	1%
Cardiovascular Disease in Special Populations - Cardiovascular Disease in Primary Care	14	1%
- Other	14	1%
Cardiovascular Disease in Special Populations - Other Special Populations	12	0%
Imaging - Cardiac Magnetic Resonance	12	0%
Digital Health - Public Health - Health Economics - Research Methodology - e-Cardiology	12	0%
Valvular - Myocardial - Pericardial - Pulmonary - Congenital Heart Disease - Congenital Heart Disease and Pediatric Cardiology	9	0%
Imaging - Cross-Modality and Multi-Modality Imaging Topics	9	0%
- General Cardiology	8	0%
Imaging - General Imaging	8	0%
Cardiovascular Disease in Special Populations - Cardio-Oncology	7	0%
Cardiovascular Nursing and Allied Professions - Cardiovascular Nursing - Advanced Clinical Practice	6	0%

Cardiovascular Disease in Special Populations - Renal Failure and Cardiovascular Disease	5	0%
Digital Health - Public Health - Health Economics - Research Methodology - Research Methodology	5	0%
Cardiovascular Nursing and Allied Professions - Chronic Nursing Care	5	0%
Interventional Cardiology and Cardiovascular Surgery - Cardiovascular Surgery	5	0%
Arrhythmias and Device Therapy - Ventricular Arrhythmias and Sudden Cardiac Death (SCD)	5	0%
Digital Health - Public Health - Health Economics - Research Methodology - Public Health and Health Economics	5	0%
Imaging - Computed Tomography	4	0%
Cardiovascular Nursing and Allied Professions - Cardiovascular Nursing and Allied Professions - Other	4	0%
Valvular - Myocardial - Pericardial - Pulmonary - Congenital Heart Disease - Pulmonary Circulation-Pulmonary Embolism- Right Heart Failure	3	0%
Valvular - Myocardial - Pericardial - Pulmonary - Congenital Heart Disease - Infective Endocarditis	3	0%
Cardiovascular Disease in Special Populations - Cardiovascular Disease in the Elderly	3	0%
Arrhythmias and Device Therapy - Syncope and Bradycardia	2	0%
Cardiovascular Disease in Special Populations - Neurologic Disorders and Heart Disease	1	0%
Diseases of the aorta, Peripheral Vascular Disease, Stroke - Stroke	1	0%
Cardiovascular Disease in Special Populations - Cardiovascular Disease in Women	1	0%
Diseases of the aorta, Peripheral Vascular Disease, Stroke - Peripheral Vascular and Cerebrovascular Disease	1	0%
Cardiovascular Disease in Special Populations - Pediatric Cardiology	1	0%
Grand Total	2543	100%

Online Event attendees

In total, 2,636 delegates (57% of 4,648 total registered delegates) logged on to the congress platform during the congress dates and watched live and/or on-demand sessions.

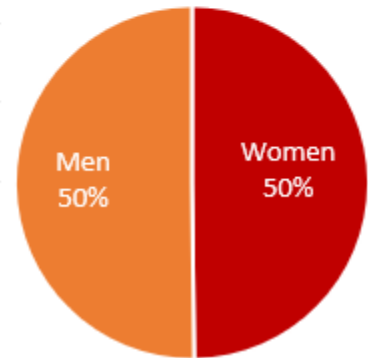
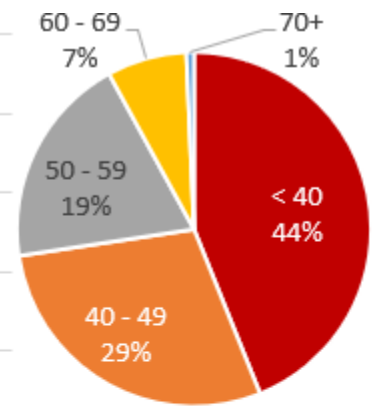
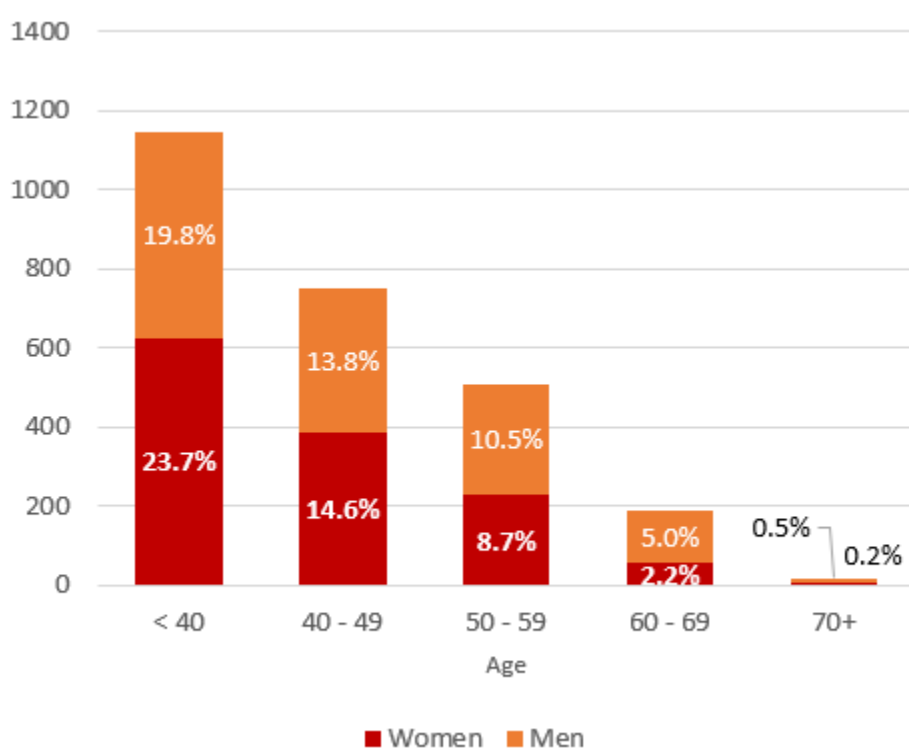
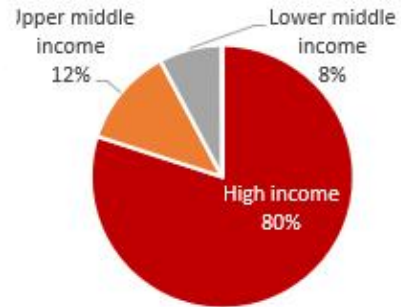
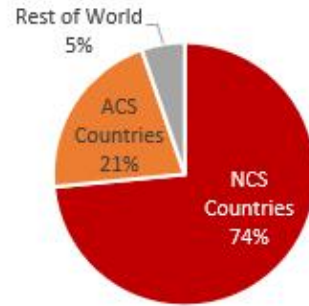
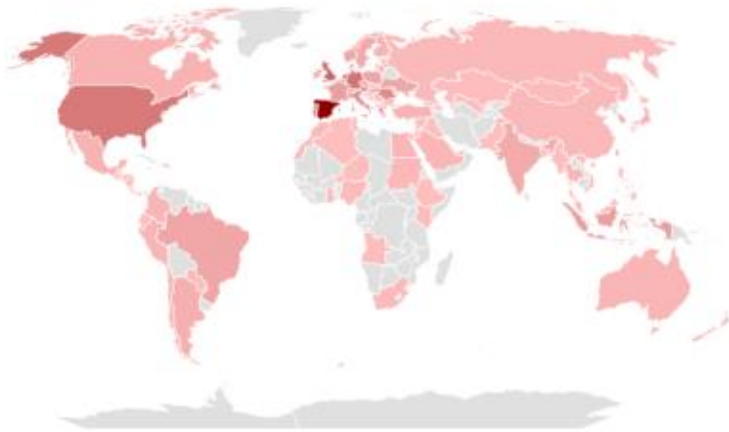
- **1,623 (76% of total online registrations)** **online registered** delegates logged onto the platform to watch live or on-demand content on congress dates
- **1,013 (44% of total onsite registrations s)** of **onsite registered** delegates logged onto the platform to watch live or on-demand content on congress dates



Attendee profiles

- **2,636** delegates from **111** countries/territories logged on to the congress platform during the congress and watched live and/or on-demand sessions.
- **73%** from National Cardiac Society countries
- **21%** of delegates came from Affiliated Cardiac Society countries
- **5%** from rest of world countries
- **44%** of online delegates were under 40
- **50%** of online delegates were women

Top 10 countries	Delegates	% of total delegates
Spain	325	12.3%
United Kingdom	153	5.8%
Netherlands (The)	127	4.8%
Germany	126	4.8%
United	118	4.5%
Portugal	92	3.5%
Romania	90	3.4%
Italy	79	3.0%
Austria	78	3.0%
Belgium	70	2.7%



45% of online delegates were practising cardiology physicians

19% of online delegates were students or in training

Profession / Stage in career	Student	In training	Practising	Retired	Unknown	Grand Total
Physician Cardiologist	0.7%	9.8%	44.9%	0.3%		55.7%
Unknown	2.4%	0.1%	0.1%	0.0%	16.6%	19.2%
Other	1.4%	0.9%	7.9%	0.1%		10.4%
Physician (non-cardiologist)	0.7%	1.7%	4.7%			7.1%
Allied Professional	0.3%	0.6%	3.1%	0.0%		4.1%
Nurse	0.3%	0.1%	3.1%	0.0%		3.5%
Grand Total	5.8%	13.2%	63.8%	0.5%	16.6%	2,636

Live programme – attendance and viewership figures

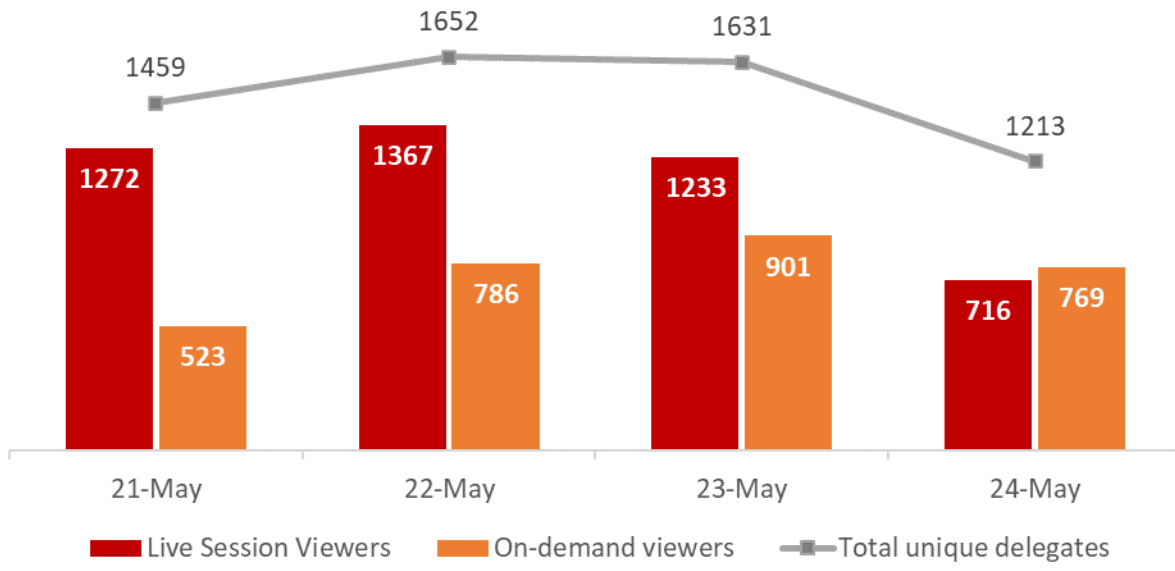
The live programme ran between 21st – 24th May 2022. A delegate is defined as someone logged in to the congress platform between these times

2,636 delegates in total attended the event online

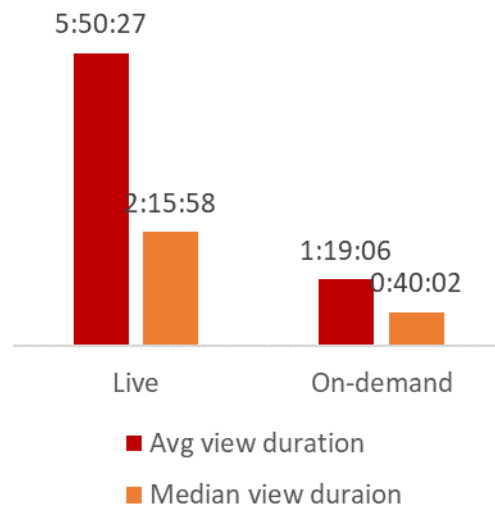
2,133 attended a live session broadcast

1,719 watched on-demand content

	21-May	22-May	23-May	24-May	Grand Total
Live Session Viewers	1272	1367	1233	716	2133
On-demand viewers	523	786	901	769	1719
Total unique delegates	1459	1652	1631	1213	2636



- **5 hours 50 minutes** - The average time delegates spent watching live content online (median: 2:15 hours)
- **1 hour 19 minutes** – the average amount of time delegates spent watching on-demand content (median: 40 mins)



'What the ESC Heart Failure Guidelines 2021 failed to say' had the highest number of live attendees with **445 delegates** logging on to watch during the course of the broadcast.

'Diagnostic conundrums in HFpEF' had the highest number of on-demand views during the congress with **339** unique viewers

	Live Viewers	VOD Viewers	Total Viewers
SGLT2 inhibitors across the spectrum of heart failure	403	251	606
What the ESC Heart Failure Guidelines 2021 failed to say	445	191	605
Diagnostic conundrums in HFpEF	296	339	588
The fantastic four of heart failure treatment: do we know how to use them?	376	172	522
Scientific wrap-up	415	123	518
Late-Breaking Trials - Pharmacological treatment I	411	143	516
Cardiac TTR amyloidosis: all you need to know	322	159	464
Late-Breaking Trials - Pharmacological treatment II	366	93	443
Solving the puzzle of HFpEF: pearls for clinical management	350	106	442
Heart Failure 2022 highlights	416		416
Unleashing the potential benefits of guideline-directed heart failure treatments	389	34	410
Electrical therapy for the treatment of heart failure - Focus on cardiac contractility modulation (CCM)	375	10	383
New targets to enhance survival and outcomes in hATTR amyloidosis	373	9	381
Right heart failure and secondary tricuspid regurgitation	313	78	380
How to treat congestion	278	104	374
When to start using SGLT2i in HFrEF? Initiating guideline-recommended treatment options	341	19	356
Atrial fibrillation (AF) and heart failure (HF): future perspectives to improve patients outcomes	329	19	344
Heart failure patient profile and outcome 1	276	75	340
SGLT2 inhibition across the spectrum of heart failure: maximizing patient benefits in clinical practice	300	37	332
Highlight on cardiomyopathy	281	52	323

Taste of Heart Failure

Experience a Taste of Heart Failure 2022 at no charge.

A limited access offer enabled delegates to access: All abstracts and clinical cases (Research Gateway) and the following sessions:

- Cardiac amyloidosis: all you need to know,
- What the ESC guidelines failed to say,
- How to manage the different faces of CS, Inaugural session,
- What next for trials in heart failure with preserved ejection fraction,
- Highlights session, Scientific wrap-ups,
- Selected industry sessions

A total of 150 participants registered for A taste of Heart Failure,

Top 3 Countries

Country	Count
Ukraine	18
United Kingdom of Great Britain and Northern Ireland	17
United States of America	9

5. INDUSTRY

New this year

Satellite Symposia

Onsite only

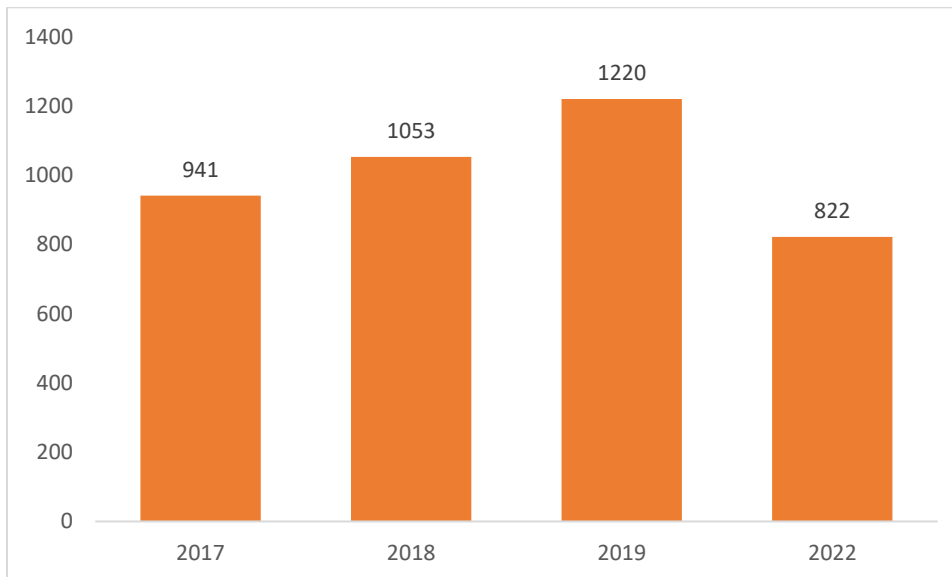
Onsite live streamed (new!)

Online only (new!)

Satellite Symposia

21 Satellite Symposia were organised at Heart Failure 2022 including 18 Onsite Live-Streamed sessions.

Onsite Exhibition evolution 2017-2022



Number of SQM per year

Online Exhibition

11 Online Exhibitors including:

- 6 Dedicated Exhibitor Pages
- 5 Virtual Listings

Sponsorship

A variety of sponsorship items were available for sponsors to promote their onsite or online congress activities including Advert Broadcasts, eBlasts, Banner Advertising on our congress platform as well as onsite advertising opportunities.

Sponsor list:

ABBOTT

Abiomed Europe GmbH

Alnylam Pharmaceuticals

AOP Orphan Pharmaceuticals GmbH

AstraZeneca PLC

AstraZeneca UK Ltd

Bayer AG

Bioventrix Inc.

Boehringer Ingelheim International GmbH

Boston Scientific International SA

Bristol-Myers Squibb US

Charite University Hospital

CVRx Inc.

Cytokinetics

Endotronix

Impulse Dynamics Germany GmbH

Medtronic International Trading SARL

Novartis Pharma AG

Novo Nordisk A/S

Novo Nordisk A/S ? GMA

Nuwellis

Occlutech International AB

Oxford University Press

Pfizer Inc

Physicians Academy for Cardiovascular Education

Radcliffe Cardiology

Roche Diagnostics International AG

Sciarc GmbH

Vifor Pharma Ltd

V-Wave Inc.

Wisepress Medical Bookshop Ltd

Zoll CMS GmbH