

The European Association for Cardiovascular Prevention and Rehabilitation presents

EuroPrevent

THE EACPR ANNUAL MEETING **2014**



Post Congress Report

GLOBAL CARDIOVASCULAR HEALTH

www.escardio.org/EuroPrevent



TABLE OF CONTENTS

1	GENERAL INFORMATION.....	3
1.1	INTRODUCTION	3
1.2	HISTORY	3
1.3	COMMITTEES	3
1.4	CONGRESS DATES AND LOCATION.....	3
1.5	VENUE	4
1.6	TIMETABLE	5
2	SCIENTIFIC PROGRAMME INFORMATION	6
2.1	GENERAL INFORMATION.....	6
2.2	FACULTY	6
2.2.1	<i>Overview Industry & ESC Session</i>	6
2.2.2	<i>EUOPREVENT2014 Session</i>	6
2.2.3	<i>Comparison report 2013 & 2014</i>	7
2.3	SESSIONS	9
2.3.1	<i>All sessions - EPR sessions & Satellite</i>	9
2.3.2	<i>EUOPREVENT 2014 sessions</i>	10
2.3.3	<i>Comparison EPR sessions 2013 – 2014</i>	11
2.4	SESSIONS OCCUPANCY	11
2.4.1	<i>Occupancy all session</i>	11
2.4.2	<i>Occupancy EUOPREVENT sessions</i>	12
2.5	ABSTRACTS RELATED REPORT	13
2.6	SPEAKER SERVICE CENTRE AND LECTURE ROOMS.....	15
3	REGISTRATION & ATTENDANCE.....	16
3.1	TOTAL ATTENDANCE	16
3.2	BY COUNTRY	16
3.3	BY REGION	18
3.4	FIELDS OF INTEREST AND AREAS OF EXPERTISE	19
3.5	PLACE OF WORK.....	19
3.6	PROFESSIONAL ACTIVITY.....	20
3.7	MEMBERSHIP	20
4	INDUSTRY.....	21
4.1	EXHIBITION	21
4.2	EXHIBITORS	22
4.3	SATELLITE SYMPOSIA.....	22
4.4	SPONSORSHIP & ADVERTISING.....	22
5	POST CONGRESS SURVEY.....	23
5.1	POST CONGRESS SURVEY TO PARTICIPANTS.....	23
6	SOCIAL MEDIA COVERAGE.....	32

1 GENERAL INFORMATION

1.1 Introduction

Every year the European Association for Cardiovascular Prevention & Rehabilitation (EACPR) hosts a congress on preventive cardiology and the importance of the prevention of cardiovascular disease. This congress, called EuroPREvent, is the premiere international forum where leading experts from all the scientific fields in cardiology get together to discuss strategies for a universal approach towards the prevention of cardiovascular disease. EuroPREvent is a far reaching congress attracting a wide variety of cardiology professionals from more than 80 countries every year.

1.2 History

EuroPREvent 2011, 14-16 April Geneva, Switzerland

EuroPREvent 2012, 3-5 May Dublin, Ireland

EuroPREvent 2013, 18 – 20 April Rome, Italy

1.3 Committees

EACPR Executive Officers

Stephan Gielen, President

Antonio Pelliccia, President-elect

Paul Dendale, Secretary

Ulf Landmesser, Treasurer

Pantaleo Giannuzzi, Past-President

EuroPREvent 2014 Congress Programme Committee:

Johan De Sutter, Chairperson

Diederick E Grobbee, Local organiser, co-chairperson

Members:

Julian Halcox

Bernhard Rauch

Sanjay Sharma

Diego Vanuzzo

Past Chairperson: Volker Adams

Deputy Members:

Alessandro Mezzani

Grethe Tell

Heinz Völler

Consultants:

Ilonca Vartjes

Jaap Deckers

Nicole Panhuyzen

Ron Peters

Katherina Schick

Luc Vanhees

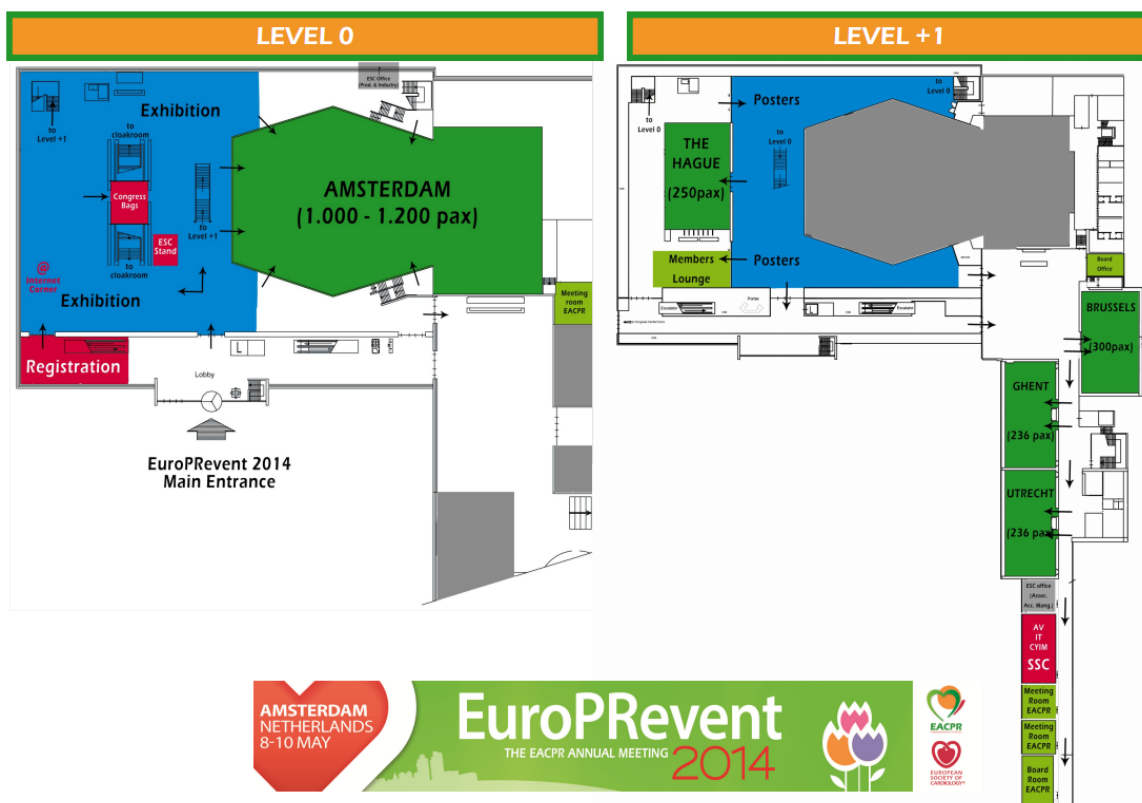
1.4 Congress dates and location

8 – 10 May 2014 Amsterdam, Netherlands

1.5 Venue



Amsterdam RAI
 Europaplein 22 - NL 1078 GZ
 P.O. Box 77777 - NL 1070 MS



Amsterdam = 1000 seats
 Brussels = 300 seats
 The Hague = 250 seats
 Ghent = 236 seats
 Utrecht = 236 seats

1.6 Timetable

	07:00:00	08:00	09:00	10:00	11:00	12:00	13:00	14:00	15:00	16:00	17:00	18:00	19:00	20:00	
	07:30	08:30	09:30	10:30	11:30	12:30	13:30	14:30	15:30	16:30	17:30	18:30			
Wednesday 07/5/14										Registration					
			Exhibition Build Up												
			Speaker Service Centre												
Thursday 08/05/2013		Exh. Deco	Exhibition												
		Scientific Sessions	Break	Scientific Sessions	Break	Industry Supported Session	Break	Scientific Sessions	Healthy Break	Scientific Sessions	Break	Opening Ceremony + Reception			
Friday 09/05/2014		Registration													
		Speaker Service Centre													
		Exhibition													
		Scientific Sessions	Healthy Break	Scientific Sessions	Break	Industry Supported Session	Break	Scientific Sessions	Healthy Break	Scientific Sessions					
Saturday 10/05/2014		Registration													
		Speaker Service Centre													
		Exhibition													
		Sessions	GA	Sessions	Break	Closing									
	07:30	08:30	09:30	10:30	11:30	12:30	13:30	14:30	15:30	16:30	17:30	18:30			
	07:00:00	08:00	09:00	10:00	11:00	12:00	13:00	14:00	15:00	16:00	17:00	18:00	19:00	20:00	

2 SCIENTIFIC PROGRAMME INFORMATION

2.1 General Information

5 Lecture rooms

58 Sessions

47 Pre-arranged sessions

- o 1 Debate session
- o 2 How to sessions
- o 2 Special sessions
- o 6 Teaching course
- o 2 Special events (includes plenary sessions & closing)
- o 34 Symposium

8 Abstract-based sessions

- o 2 Rapid Fire Sessions
- o 2 YIA Sessions
- o 4 Poster Sessions

762 Abstracts Received

519 Abstracts Accepted (68 %)

175 Faculty Members

294 Roles

- o 87 roles of Chairperson
- o 152 roles of Speaker
- o 55 roles of Other

4 Special Sessions / Special Events

- o Lessons from the past
- o EACPR General Assembly
- o Inaugural Session
- o Closing Ceremony

2.2 Faculty

2.2.1 Overview Industry & ESC Session

Type of Sessions	Roles held
Industry	14
EPR programme	
Abstract	68
Pre-arranged	226
Grand Total	308

2.2.2 EUROPREVENT2014 Session

Number of Roles held in the EPR Programme

294 roles distributed as shown below

Faculty roles distributed for EPR programme	Total
Chairperson	87
Judge Abstract	9
Speaker	152
Discussant	46
Grand Total	294

Number of Faculty invited for EUROPREVENT Programme

175 Faculty members involved in the EUROPREVENT 2014 Programme
This number only includes INVITED Faculty

Faculty Gender Overview

Faculty Gender	Total
Female	44
Male	131
Total	175

ORIGIN of the Faculty

By region

Region	Total
Africa (non ESC)	1
Asia Pacific	4
ESC	166
North America	3
South & Central America	1
Grand Total	175

By country

Country	Total	Country	Total
Netherlands	38	United States of America	2
United Kingdom	21	Argentina	1
Italy	19	Canada	1
Germany	16	Croatia	1
Belgium	10	Czech Republic	1
Sweden	10	Estonia	1
Switzerland	10	Finland	1
Denmark	6	France	1
Greece	5	Iceland	1
Ireland	5	Israel	1
Japan	4	Luxembourg	1
Spain	4	Russian Federation	1
Austria	3	Serbia	1
Norway	3	Slovenia	1
Portugal	2	South Africa	1
Turkey	2	Ukraine	1
		Grand Total	175

2.2.3 Comparison report 2013 & 2014

Activities

Faculty roles distributed for EPR programme	2013	2014
Chairperson	96	87
Judge Abstract	8	9
Speaker	171	152
Discussant	52	46
Grand Total roles held	327	294

Role distribution

	2013	2014
1 role	124	103*
2 roles	45	43
3 roles	18	20
4 roles	13	3
5 roles	0	4
6 roles	1	1
7 roles	0	1
Total faculty	201	175

*Reduced the number of faculty with one activity only

Top Country Representation

Country	EPR 2013	EPR 2014
Netherlands*	3	38
United Kingdom	17	21
Italy**	52	19
Germany	25	16
Switzerland	17	10
Belgium	7	10
Sweden	4	10
Denmark	3	6
Greece	11	5
Ireland	1	5
Japan	5	4
Spain	5	4
Austria	5	3
Norway	5	3
United States of America	9	2
Turkey	2	2
France	5	1
Portugal	4	2
Australia	3	
Poland	3	
Canada	2	1
Finland	2	1
Ukraine	2	1

*Host country 2014 - ** Host country 2013

Faculty by regions

Region	EPR 2013	EPR 2014
Africa (non ESC)	0	1
Asia Pacific	11	4
ESC	178	165
North America	11	3*
South & Central America	1	1
Grand Total	201	175

*Reduced number of faculty from overseas

Faculty by Country (Countries in Alpha order)

Country	EPR 2013	EPR 2014
Argentina		1
Australia	3	
Austria	5	3
Belgium	7	10
Brazil	1	
Canada	2	1
China	1	
Croatia	1	1
Czech Republic	1	1
Denmark	3	6
Estonia		1
Finland	2	1
France	5	1
Germany	25	16
Greece	11	5
Iceland	1	1
India	1	
Ireland	1	5
Israel		1
Italy	52	19

Country	EPR 2013	EPR 2014
Japan	5	4
Luxembourg		1
Netherlands	3	38
Norway	5	3
Poland	3	
Portugal	4	2
Romania	1	
Russian Federation	1	1
Saudi Arabia	1	
Serbia		1
Slovenia		1
South Africa		1
Spain	5	4
Sweden	4	10
Switzerland	17	10
Turkey	2	2
Ukraine	2	1
United Kingdom	17	21
United States of America	9	2
TOTAL	201	175

2.3 Sessions

2.3.1 All sessions - EPR sessions & Satellite

Process Type	Type	Total
Abstract	Poster Session	4
	Rapid Fire Abstract	2
	Young Investigators Awards Abstracts	2
	Total abstract sessions	8
Pre-arranged	Debate Session	1
	How-to Session	2
	Special Event	2
	Special Session	2
	Symposium	34
	Teaching Course	6
	Total pre arranged sessions	47
Industry	Satellite Symposium	3
Grand Total		58

2.3.2 EUROPREVENT 2014 sessions

This chart does not include poster and special event sessions

Process Type	Type	Total
Abstract	Rapid Fire Abstract	2
	Young Investigators Awards Abstracts	2
	Total abstract sessions	4
Pre-arranged	Debate Session	1
	How-to Session	2
	Special Session	2
	Symposium	34
	Teaching Course	6
	Total pre-arranged sessions	45
Grand Total		49

Session by Topic

Topic	Total
01.Prevention & Epidemiology	19
02.Rehabilitation & Implementation	10
03.Sports Cardiology	5
04.Exercise & Translational Science	4
05.00 - Other	10
Total	49

Sessions by category

Categories	Total
Joint Session	13
Mobile App Interactive Session	2
Without category	34
Total	49

Sessions by lecture room by day

Room location	08/05/2014	09/05/2014	10/05/2014	Total by room
Amsterdam	3	4	2	9
Brussels	4	4	3	11
Ghent	4	4	2	10
The Hague	4	4	2	10
Utrecht	3	4	2	9
Total by day	18	20	11	49

2.3.3 Comparison EPR sessions 2013 – 2014

Number of Sessions per day

Day	2013	2014
Thursday	12	18
Friday	23	20
Saturday	17	11
Grand Total	52	49

Number of Sessions By type

Process Type	Type	2013	2014
Abstract	Rapid Fire Abstract	2	2
	Young Investigators Awards session	2	2
	Total	4	4
Pre arranged	Clinical case	1	
	Debate Session		1
	How-to Session	6	2
	Special Session	1	2
	Symposium	36	34
	Teaching Course	4	6
	Total	48	45
Grand Total		52	49

Number of Sessions By topic

Topic	2013	2014
01.Prevention & Epidemiology	15	19
02.Rehabilitation & Implementation	17	10
03.Sports Cardiology	8	5
04.Exercise & Translational Science	6	4
05.Other		10
00.Unknown	6	
Grand Total	52	49

2.4 Sessions Occupancy

2.4.1 Occupancy all session

Total attendance by day

Total attendance by day	
Date	Total
Thursday	1500
Friday	1565*
Saturday	675
Grand Total	3740

*Peak general session attendance on Friday

2.4.2 Occupancy EUROPREVENT sessions

Attendance per time slot per day

Date	StartTime	Total
Thursday	08/05/2014 08:30	280
	08/05/2014 11:00	430
	08/05/2014 14:00	355
	08/05/2014 16:30	310
Total		1375
Friday	09/05/2014 08:30	310
	09/05/2014 11:00	425
	09/05/2014 14:00	310
	09/05/2014 16:30	250
Total		1295
Saturday	10/05/2014 08:30	220
	10/05/2014 10:00	50
	10/05/2014 11:00	265
Total		535

Attendance per room per time slot

Date	StartTime	Amsterdam	Brussels	Ghent	The Hague	Utrecht	Total occupancy per time slot
Thursday	8:30		120	100	60		280
	11:00	60	120	120	60	70	430
	14:00	110	100	85	30	30	355
	16:30	150	90	30	20	20	310
Total		320	430	335	170	120	1375
Friday	8:30	40	60	40	100	70	310
	11:00	130	55	50	95	95	425
	14:00	65	95	40	60	50	310
	16:30	55	55	70	30	40	250
Total		290	265	200	285	255	1295
Saturday	8:30	50	65	40	25	40	220
	10:00		50				50
	11:00	55	50	85	55	20	265
Total		105	165	125	80	60	535
Grand Total		715	860	660	535	435	3205

Session by occupancy brackets

Occupancy Bracket	Total
Less 50	14
50 - 100	26
100 - 200	9

2.5 Abstracts related report

Overview by all status – comparison with previous years

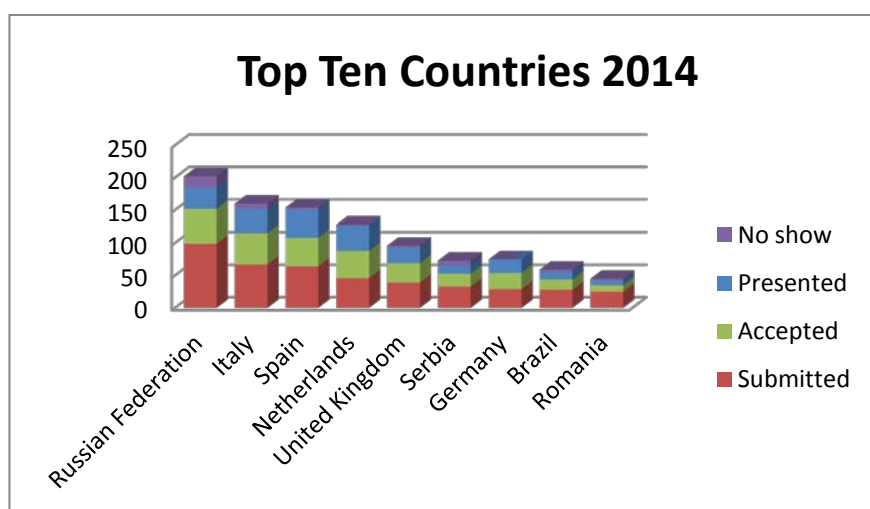
	2012	2013	2014	+/- Variance
Submitted	858	999	762	-237
Withdrawn	14	44	11	-33
Accepted	511	553	519	-33
- oral	24	33	54	+34
- poster	487	520	465	-55
- moderated poster	0	0	0	0
- withdrawn	25	26	44	+15
% acceptance	59%	58%	68%	+13%
No show	84 (16%)	99 (17%)	89 (17%)	-10 (0%)

By Main Topic

	Submitted	Accepted	Presented
01.Prevention & Epidemiology	451	297	209
02.Rehabilitation & Implementation	189	143	113
03.Sports Cardiology	80	48	43
04.Exercise & Translational Science	42	31	21
Total	762	519	386

Top ten countries

Country	Submitted	Accepted	Presented	No show
Russian Federation	99	53	33	17
Italy	67	48	37	8
Spain	64	44	43	3
Netherlands	46	42	39	1
United Kingdom	39	30	24	3
Serbia	33	20	13	7
Germany	29	25	21	
Ukraine	29	16	7	6
Brazil	28	16	12	4
Romania	25	10	7	3



Abstracts by country

Country	Submitted	Accepted	Presented	No show
Albania	6	5	5	1
Algeria	1			
Argentina	5	4	1	3
Armenia	2	1	1	
Australia	7	5	1	
Austria	6	6	6	
Azerbaijan	1	1		1
Bangladesh	2	1		1
Belarus	4	3		
Belgium	12	11	9	
Brazil	28	16	12	4
Bulgaria	4	3	2	1
Canada	14	14	9	2
China	3	2	1	
Croatia	4	1	1	
Cuba	1	1		
Czech Republic	6	5	5	
Denmark	15	15	14	
Egypt	6	4		3
Finland	4	4	1	
France	11	7	5	1
Georgia, Republic of	1			
Germany	29	25	21	
Greece	11	7	4	2
Hong Kong	1	1	1	
Hungary	7	4	2	2
Iceland	3	2	3	
India	3	3	1	1
Iran	6	1		1
Ireland	9	6	3	1
Israel	1			
Italy	67	48	37	8
Japan	9	8	5	
Kazakhstan	4	1	1	

Country	Submitted	Accepted	Presented	No show
Latvia	1			
Lithuania	8	7	6	1
Macedonia	1	1		1
Malaysia	1	1		
Malta	1	1		1
Mexico	2	1	1	
Morocco	2			
Netherlands	46	42	39	1
Nigeria	1			
Norway	17	14	11	2
Pakistan	1			
Philippines	2	1		1
Poland	13	10	8	2
Portugal	12	5	5	
Qatar	3	2	3	
Romania	25	10	7	3
Russian Federation	99	53	33	17
Serbia	33	20	13	7
Singapore	2	2	2	
Slovak Republic	16	8	2	5
Slovenia	4	4	2	2
Spain	64	44	43	3
Suriname	1	1	3	
Sweden	9	9	6	1
Switzerland	11	8	12	
Syrian Arab Republic	1			
Taiwan	2			
Thailand	1			
Turkey	3	1		
Ukraine	29	16	7	6
United Arab Emirates	1	1	1	
United Kingdom	39	30	24	3
USA	7	4	3	
Unknown	2	2		

Korea, Republic of	7	4	3		Uzbekistan	1	1	1	
Kosovo, Republic of	1	1		1	Grand Total	762	519	386	89

2.6 SPEAKER SERVICE CENTRE AND LECTURE ROOMS

	EuroPREvent 2011	EuroPREvent 2012	EuroPREvent 2013	EuroPREvent 2014
Check in	No Data	249	413	306
Internet upload	No Data	61 for 80 connections	45	95
Dual internet & SSC		57	N/A	N/A
Video	No Data	65	113	
Presentation captured	No Data	177	226	219

Volume of data Collected

	Volume of data
EuroPREvent 2011	No Data
EuroPREvent 2012	1,38Gb
EuroPREvent 2013	4Gb
EuroPREvent 2014	24Gb

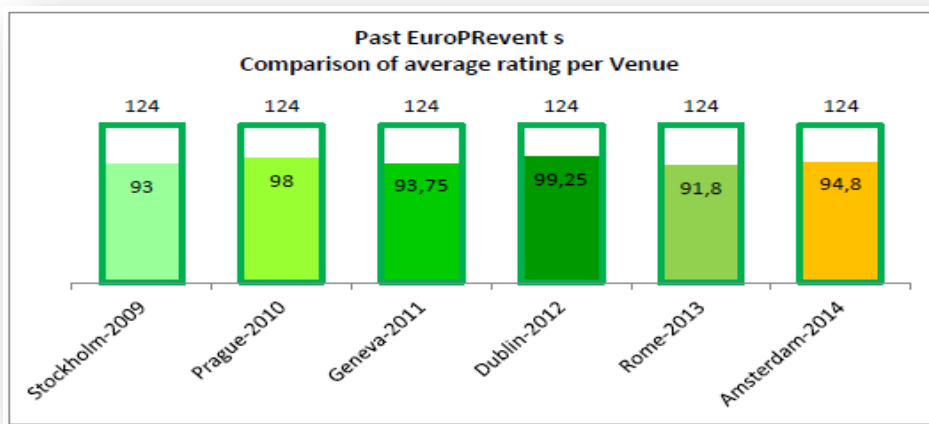
Internet uploads

	05/05	06/05	07/05	08/05	09/05	10/05	Total
Upload	20	30	38	37	6	0	95
Modif.	3	9	11	11	2	0	91

SSC Load

	07/05	08/05	09/05	10/05	Total
Upload	13	52	51	8	124
Modif.	10	94	67	11	182

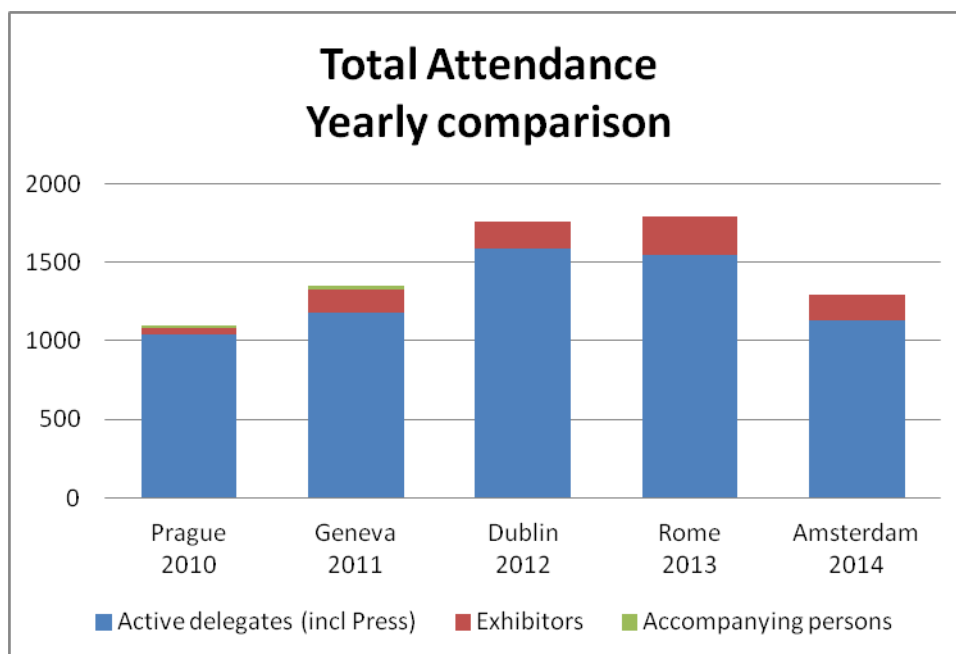
Lecture rooms



3 REGISTRATION & ATTENDANCE

3.1 Total attendance

	2012	2013	2014	+/- 2013
Active delegates (incl Press)	1 571	1 545	1 103	-442
Exhibitors	181	245	163	-82
Total	1 752	1 790	1 266	-524



3.2 By Country

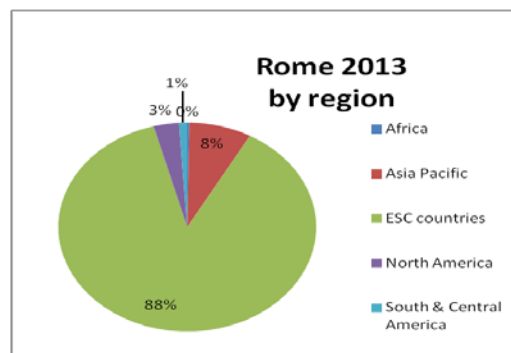
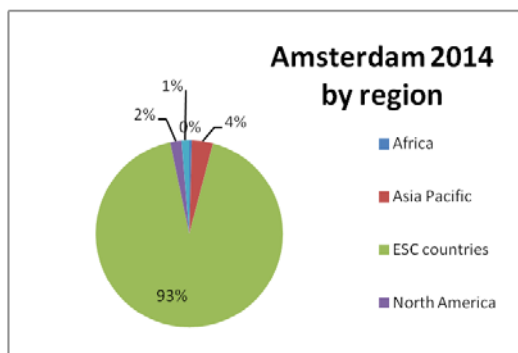
Country	2013	% ROM	2014	% AMS
Albania	30	1,94%	11	0,98%
Argentina	3	0,19%	2	0,18%
Armenia		0,00%	1	0,09%
Australia	11	0,71%	1	0,09%
Austria	18	1,17%	13	1,15%
Azerbaijan	4	0,26%	2	0,18%
Bangladesh	1	0,06%		0,00%
Belarus	2	0,13%	5	0,44%
Belgium	49	3,17%	56	4,97%
Bosnia and Herzegovina	3	0,19%		0,00%
Brazil	10	0,65%	9	0,80%
Bulgaria	42	2,72%	28	2,48%
Canada	14	0,91%	10	0,89%
Chile		0,00%	1	0,09%
China (incl Hong Kong & Macau)	2	0,13%	6	0,53%
Croatia	39	2,52%	39	3,46%
Cuba	1	0,06%		0,00%

Cyprus	1	0,06%		0,00%
Czech Republic	12	0,78%	5	0,44%
Denmark	41	2,65%	34	3,02%
Ecuador	1	0,06%		0,00%
Egypt	2	0,13%	6	0,53%
Estonia	2	0,13%	1	0,09%
Finland	8	0,52%	4	0,35%
France	25	1,62%	17	1,51%
French Polynesia		0,00%	1	0,09%
Georgia, Republic of	13	0,84%	3	0,27%
Germany	54	3,50%	68	6,03%
Greece	132	8,54%	89	7,90%
Hungary	22	1,42%	2	0,18%
Iceland	7	0,45%	6	0,53%
India	6	0,39%	2	0,18%
Iran (Islamic Republic of)	3	0,19%		0,00%
Iraq	10	0,65%		0,00%
Ireland	10	0,65%	8	0,71%
Israel	10	0,65%	4	0,35%
Italy	163	10,55%	111	9,85%
Japan	41	2,65%	11	0,98%
Kazakhstan	9	0,58%	2	0,18%
Korea, Republic of	3	0,19%	2	0,18%
Kyrgyzstan	2	0,13%		0,00%
Latvia	5	0,32%	2	0,18%
Lebanon		0,00%	1	0,09%
Libya	1	0,06%		0,00%
Lithuania	29	1,88%	5	0,44%
Luxembourg	4	0,26%	3	0,27%
Malaysia	1	0,06%		0,00%
Malta	3	0,19%		0,00%
Mexico	6	0,39%	3	0,27%
Moldova	1	0,06%		0,00%
Montenegro	3	0,19%		0,00%
Montenegro		0,00%	2	0,18%
Netherlands	56	3,62%	119	10,56%
New Zealand	1	0,06%	3	0,27%
Nigeria		0,00%	2	0,18%
Norway	57	3,69%	30	2,66%
Peru	1	0,06%		0,00%
Poland	19	1,23%	16	1,42%
Portugal	20	1,29%	5	0,44%
Qatar	1	0,06%	4	0,35%
Réunion		0,00%	1	0,09%
Romania	82	5,31%	18	1,60%
Russian Federation	62	4,01%	68	6,03%

Saudi Arabia	10	0,65%	3	0,27%
Serbia	69	4,47%	30	2,66%
Singapore	1	0,06%	3	0,27%
Slovak Republic	17	1,10%	23	2,04%
Slovenia	3	0,19%	3	0,27%
South Africa	2	0,13%	3	0,27%
Spain	68	4,40%	46	4,08%
Suriname		0,00%	3	0,27%
Swaziland	1	0,06%		0,00%
Sweden	48	3,11%	31	2,75%
Switzerland	39	2,52%	35	3,11%
Syrian Arab Republic		0,00%	1	0,09%
Tanzania	1	0,06%		0,00%
Thailand	15	0,97%		0,00%
Tunisia	1	0,06%		0,00%
Turkey	23	1,49%	25	2,22%
Ukraine	14	0,91%	16	1,42%
United Arab Emirates	4	0,26%	3	0,27%
United Kingdom	43	2,78%	50	4,44%
United States of America	29	1,88%	9	0,80%
Uzbekistan		0,00%	1	0,09%

3.3 By Region

	2013	2014
Africa	4	5
Asia Pacific	121	41
ESC countries	1355	1044
North America	49	22
South & Central America	16	15
Total	1545	3141



3.4 Fields of interest and areas of expertise

71% of EuroPrevent 2014 attendees have provided Field of Interest information. Multiple choices may be made (average 6.7).

Field of Interest	
Cardiovascular Rehabilitation and Secondary Prevention – Long-term Management	56,0%
Heart Failure (HF)	51,0%
Hypertension	49,1%
Rehabilitation and Exercise Physiology	41,1%
Acute Coronary Syndromes (ACS)	39,4%
Chronic Ischaemic Heart Disease (IHD)	35,4%
Non-invasive imaging - Echocardiography, CMR, CT and Nuclear Techniques	33,5%
Atrial Fibrillation	29,0%
Arrhythmias	28,6%
Diabetic Heart Disease	27,3%
Valvular Heart Diseases	23,3%
Myocardial Disease	22,9%
Sudden Cardiac Death and Resuscitation	22,1%
Basic Science	18,6%
Syncope	18,0%
Peripheral Arterial Diseases	17,0%
Other	15,5%
Clinical Pharmacology	14,9%
Invasive imaging - Cardiac Catheterisation and Angiography	13,0%
Cardiac Consult	12,6%
Thromboembolic Venous Disease	12,5%
Pregnancy and Heart Disease	12,3%
Interventional Cardiology	12,0%
Pericardial Disease	11,0%
Infective Endocarditis	11,0%
Primary Pulmonary Hypertension (PPH)	10,4%
Congenital Heart Disease	10,3%
Genetics	9,3%
Diseases of the Aorta and Trauma to the Aorta and Heart	8,0%
Cardiac Tumours	4,9%

3.5 Place of work

72% of EuroPrevent 2014 attendees have provided this information. Multiple choices may be made (average 1.3).

In University Hospital	52,8%
In Non-University Hospital	26,6%
Research	24,3%
Private Practice	19,2%
Other	8,5%

3.6 Professional activity

72% of EuroPrevent 2014 attendees have provided Professional Activity information. A single choice must be made.

Professional Activity	%
Cardiologist	52,5%
Scientist	15,7%
Other	13,3%
Cardiologist - Trainee	6,4%
General Practitioner	5,5%
Nurse	3,2%
Public Health Organisation/NGO	1,0%
Surgeon	0,9%
Technician	0,4%
Industry/Agent	0,2%
Press/Medical Writer	0,2%
PR Agency/Comms	0,2%

3.7 MEMBERSHIP

Here are tables showing the percentage of EuroPrevent 2014 attendees who are EACPR members and conversely the percentage of EACPR members who attended EuroPrevent 2014.

Attendees Europrevent 2014	1127
Members Attending	449
%	40%

EACPR Members	4340
Members Attending	449
%	10%

4 INDUSTRY

4.1 Exhibition

List of Exhibitors	2012 (m ²)	2013 (m ²)	2014 (m ²)
A. Menarini Pharmaceuticals Ireland Ltd	9		
Ab HUR Oy			10
Ai Mediq S.A.		9	
Ani Biotech Oy/Labsystems Diagnostics		9	
Association for the Mediterranean Diet		9	
AstraZeneca	9		9
AtCor Medical	9	9	
Bayer B.V.			9
cardiowise :: seleon gmbh	12	9	
COSMED	9	9	9
diaDexus, Inc	9	9	9
DiagnOptics Technologies BV			12
Ercules Comunicazioni		6	
ergoline GmbH	9	9	
Ergosana GmbH			9
Esaote	9	9	12
European Society of Cardiology / European Association for Cardiovascular Prevention & Rehabilitation	18	36	36
Fukuda Denshi	12	9	9
GICR-IACPR (Italian Association for Cardiovascular Prevention, Rehabilitation and Epidemiology)		9	
Heart Test Laboratories, Inc		9	
Hitachi Medical Systems Europe Holding AG / Hitachi Aloka	21	20	12
Irish Heart Foundation	18		
Istituto Superiore di Sanità		9	
Italian National Olympic Committee (CONI)		9	
Italian Paralympic Committee (CIP)		9	
Julius Clinical			9
Mc Neil Nutritionals (BENECOL)	9		
MSD	60		
Panasonic Healthcare	18	15	
Romanian Heart Foundation	9	9	
Rottapharm Madaus		54	
Russian National Society for Cardiovascular Prevention and Rehabilitation	9	9	9
SAGE	9	9	9
SERVIER	12	9	9
Takeda	9		
The Japanese Association of Cardiac Rehabilitation		9	9
TILMAN sa			9
Toshiba		9	
Wisepress Medical Bookshop	6	6	7
Total	285	327	197

4.2 Exhibitors

- Number of stands: 18 stands – 197m²
- Number of companies part of the TechnoPark initiative: 3 exhibitors
- Exhibition stand spaces:
 - Industry: 12 stands – 118m²
 - Publishers: 2 stands – 16m²
 - National Cardiac Societies & International Associations: 2 stands – 18m²
 - ESC Stand: 1 stand - 36m²
 - Local Society: 1 stand – 9m²
- Number of exhibitor badges: 163 badges in total

4.3 Satellite symposia

Friday 9 May, 12:45 – 13:45

- **From risk control to heart failure management**
Sponsored by SERVIER in Room Brussels
- **The use of lipoprotein-associated phospholipase A₂ (Lp-PLA₂) testing in risk management of cardiovascular disease events**
Sponsored by diaDexus Inc. in Room Ghent
- **Treating ACS patients 'beyond the stent': current evidence & future directions**
Sponsored by AstraZeneca in Room The Hague

4.4 Sponsorship & advertising

St Jude Medical – Independent Educational Grant (contribution for a Session)

Ab Hur Oy – Delegate bag insert (for stand)

Included in Satellite Package:

diaDexus – Delegate bag insert + weblink

Servier – Delegate bag insert + weblink

AstraZeneca – Delegate bag insert + weblink

5.1 Post congress survey to participants

A post-congress survey was sent by email to collect data and develop this report based on delegates’ expectations and experience at the event. This survey had already been carried out in previous years to allow compilation and comparison.

The post-congress survey was sent to 874 delegates participating at EuroPrevent 2014 and **151** responded (17.30%) to this survey. This is a statistically significant sample. The survey was sent 4 days after the congress and the majority of responses were given the same day or the day after the delegates received it (80%).

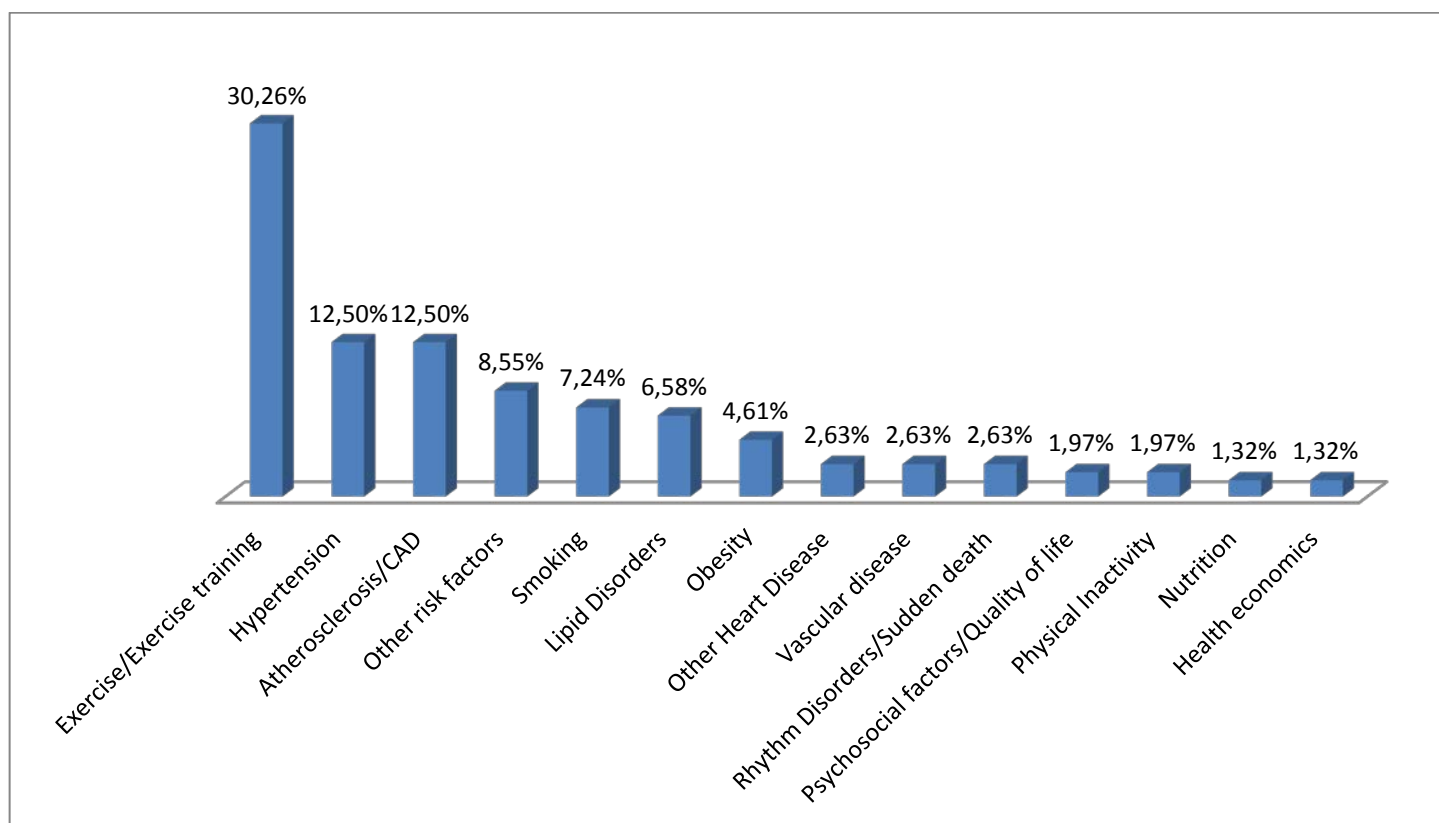
A summary of the answers:

1. How did EuroPrevent fulfil your expectations?

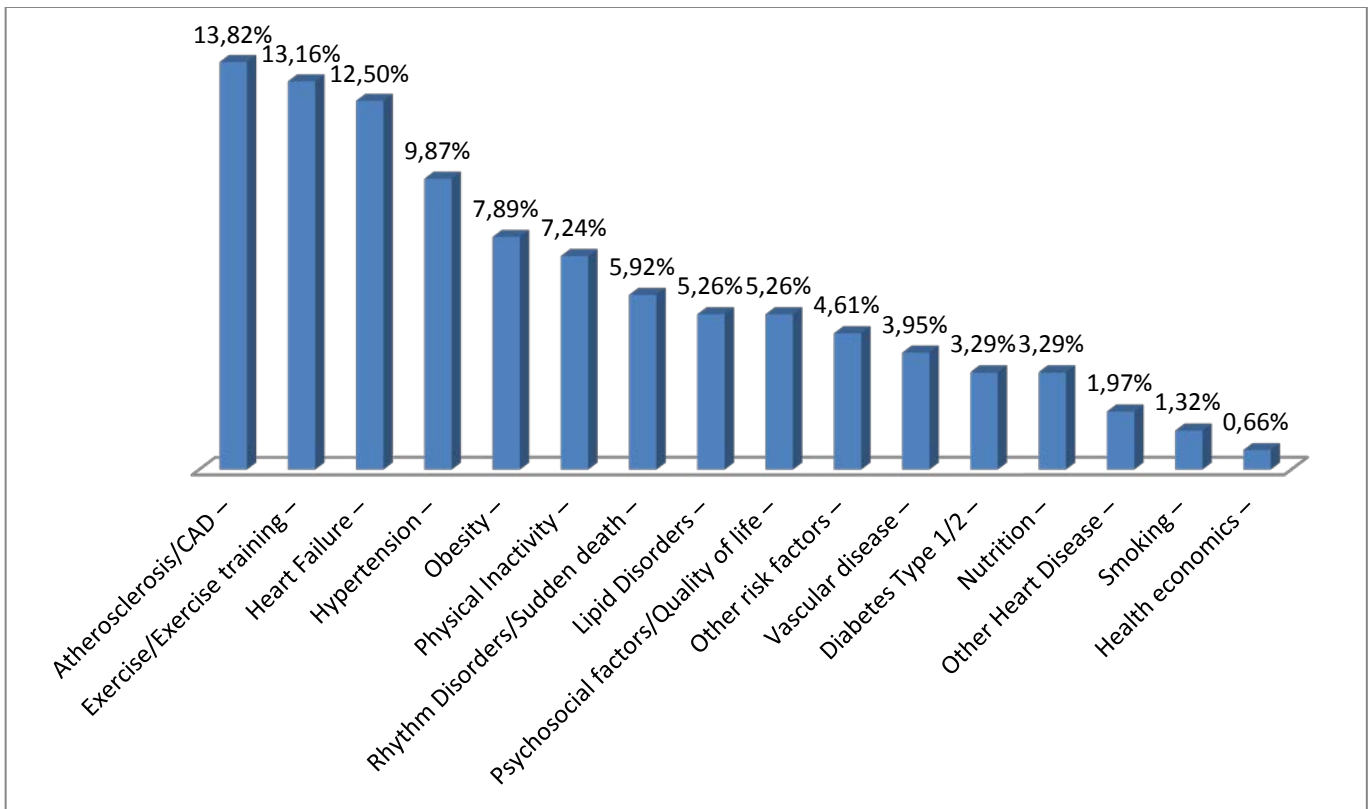
	2013	2014	+/-
Scientific programme	76.6% "good" or "excellent"	73.5% "good" or "excellent"	-3.1%
Poster quality	72.5% "good" or "excellent"	68% "good" or "excellent"	-4.5%
Congress organisation	62.5% "good" or "excellent"	69.8% "good" or "excellent"	+7.3%
Congress venue	57.4% "good" or "excellent"	73.2% "good" or "excellent"	+15.8%

2. Which of the following topic(s) are of most interest to you?

Choice 1



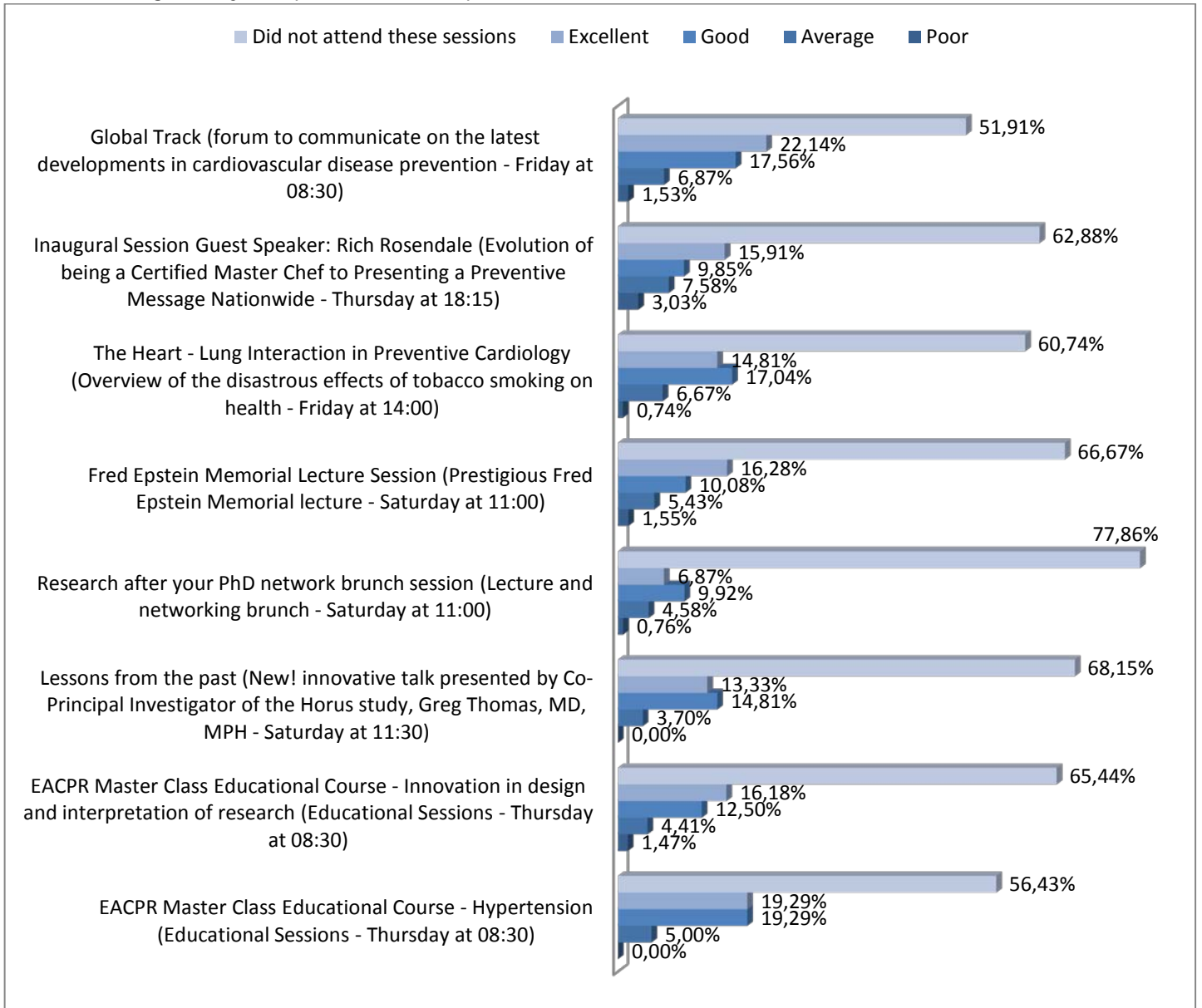
Choice 2



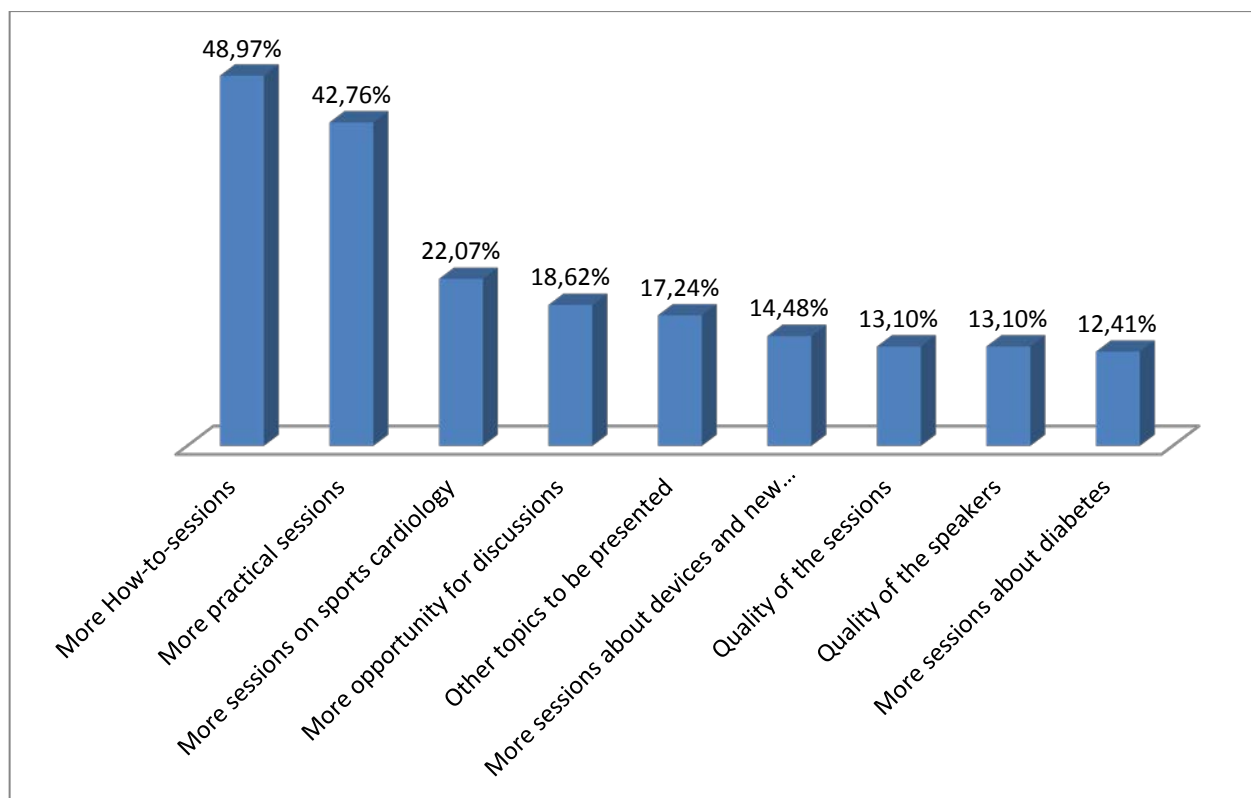
Regarding the 2014 topics, 30.3% rated "Exercise training" as the most interesting followed with 12.5% for "Hypertension" and "Atherosclerosis/CAD" as a first choice. As a second choice, "Atherosclerosis/CAD" is chosen first with 13.82% followed by "Exercise training" (13.16%) and Heart Failure (12.5%).

⇒ These elements show that a **trend has been confirmed** (same results for 2013 & 2014). These topics are the top choices.

3. Please give us your opinion on these special sessions at EuroPrevent:



4. How do you think the scientific content could be improved?



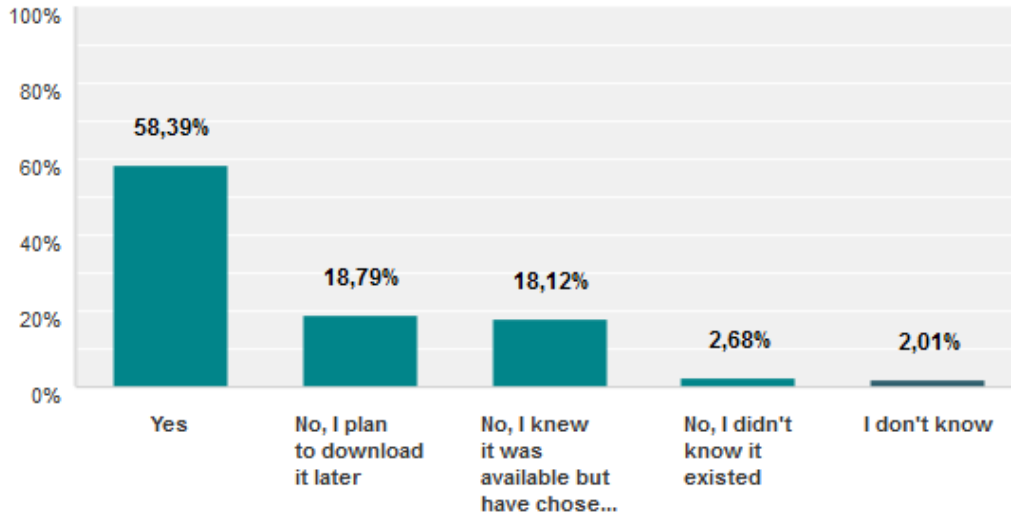
Comments:

- Autonomic nervous system, syncope
- CVD in children/ Prevention of CVD in children
- Diabetic foot, Peripheral arterial obliterative disease and physiotherapy
- Exercise program for heart failure
- Masterclasses
- More a forum for GP's
- More about secondary prevention of heart disease. I've missed the participation of more physiotherapists, nutritionist and psychologist.
- More Basic Research
- More junior researchers as speakers
- More on CAD
- More oriented towards cardiologists
- More rehabilitation (6)
- More secondary prevention topics presented by no physicians
- More sessions on nutrition
- More translational session
- New technologies in detection SCD risk
- Not enough time for debates; lack of nutrition topics (e.g. reversal of T2DM); too many "old" speakers, GOBSAT
- Nutrition, clinical management of CV risk
- Post surgery management
- Return to work after Rehabilitation
- Self management approaches to CHD as a long term condition
- Session on heart valve disease (2)
- Sessions about Familial Hypercholesterolaemia
- Short presentations for younger investigators- not only posters
- Sports program for participants (2)
- Tele-cardiology
- Tele-rehabilitation

Delegates still want to see more "how-to-sessions" (49%) and more practical sessions (42.8%).

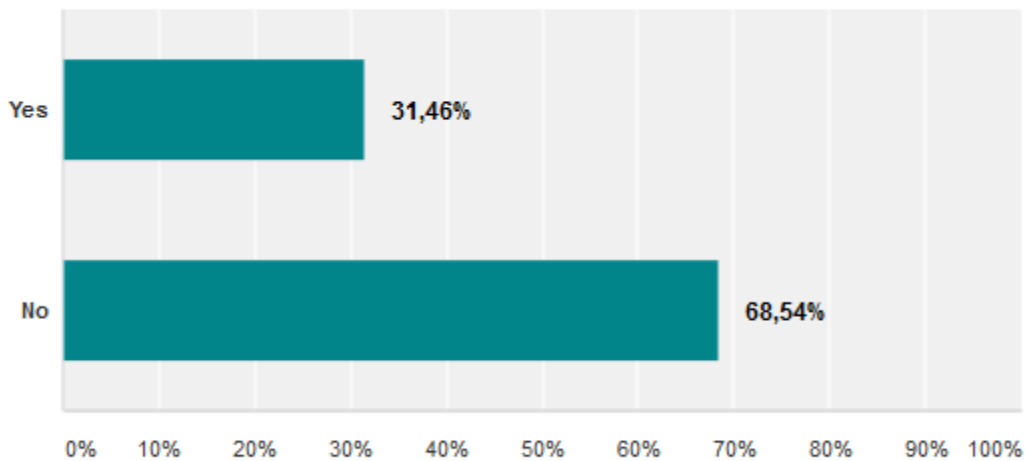
⇒ These elements show that a **trend has been confirmed** (same results for 2013 & 2014).

5. Did you download the mobile app (EuroPREvent 2014) produced for this Congress?

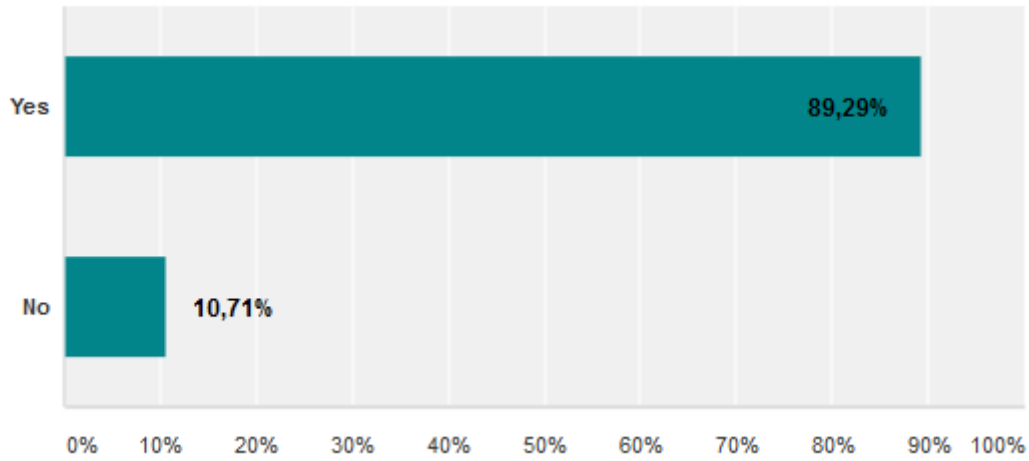


58.4% of the audience downloaded the mobile app and 18.8% plan to download it later. This represent a high 78.2% which prove that the promotion prior to the congress and the on-site advertisement worked well.

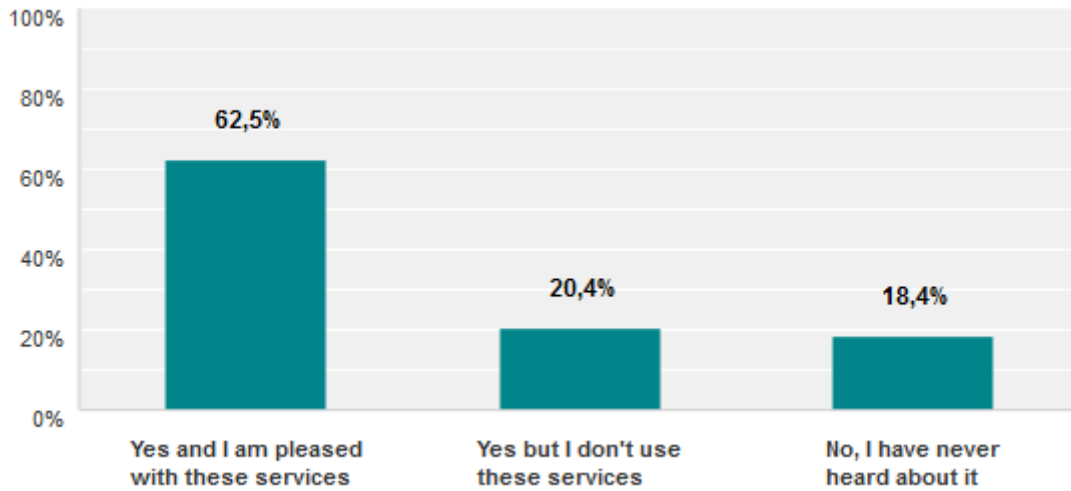
6. Have you participated in one of the 2 mobile app interactive sessions (on Friday in room Brussels)?



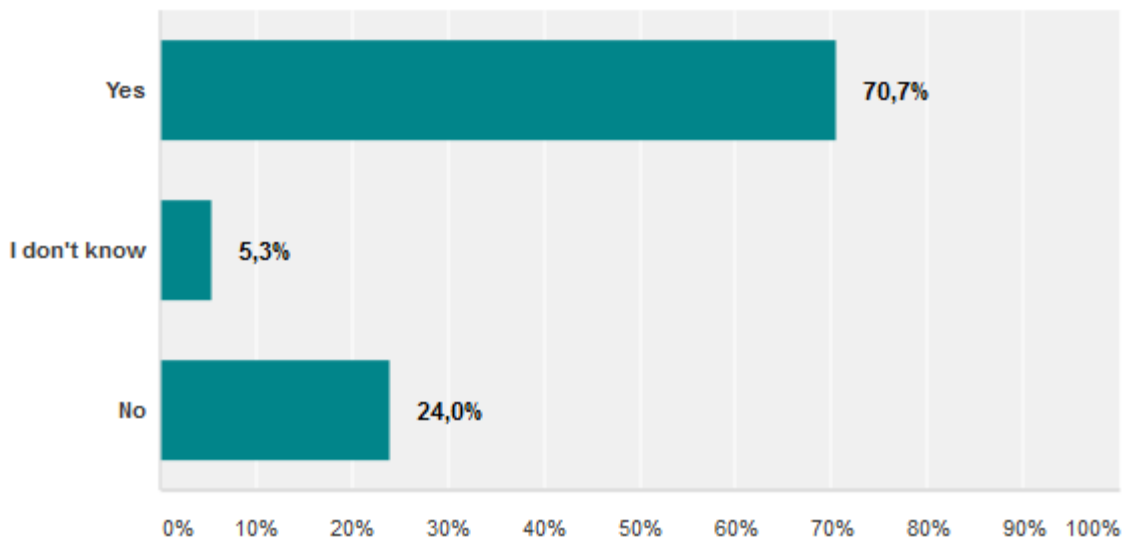
7. Would you like to see this type of session in the next congress edition?



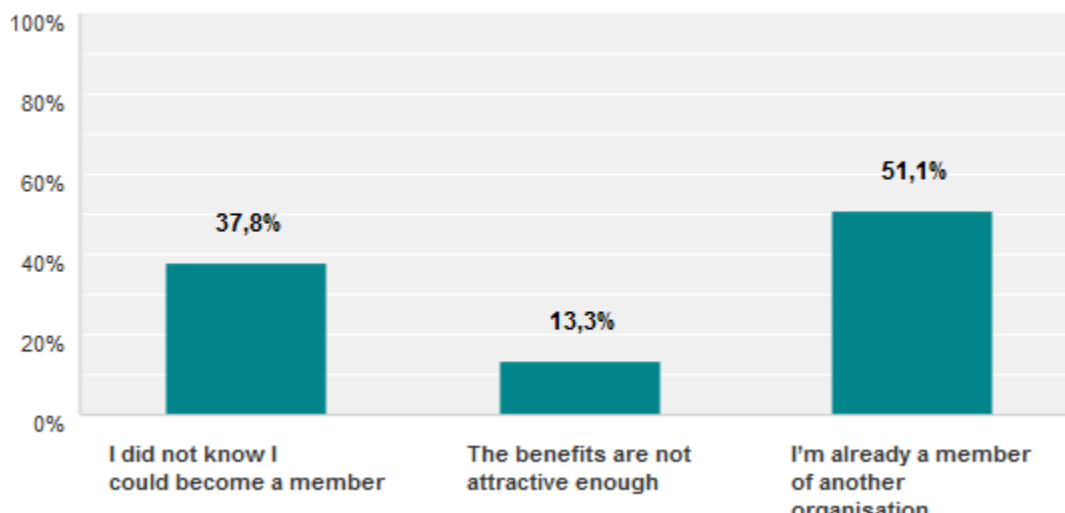
8. Did you know that members of the EACPR have exclusive services (registration discount, member lounge access, post congress resources access, ESCel/E-learning platform...)?



9. Are you an EACPR member?



10. Please tell us why?



11. Which 3 factors were most important in your decision to attend the Congress this year?

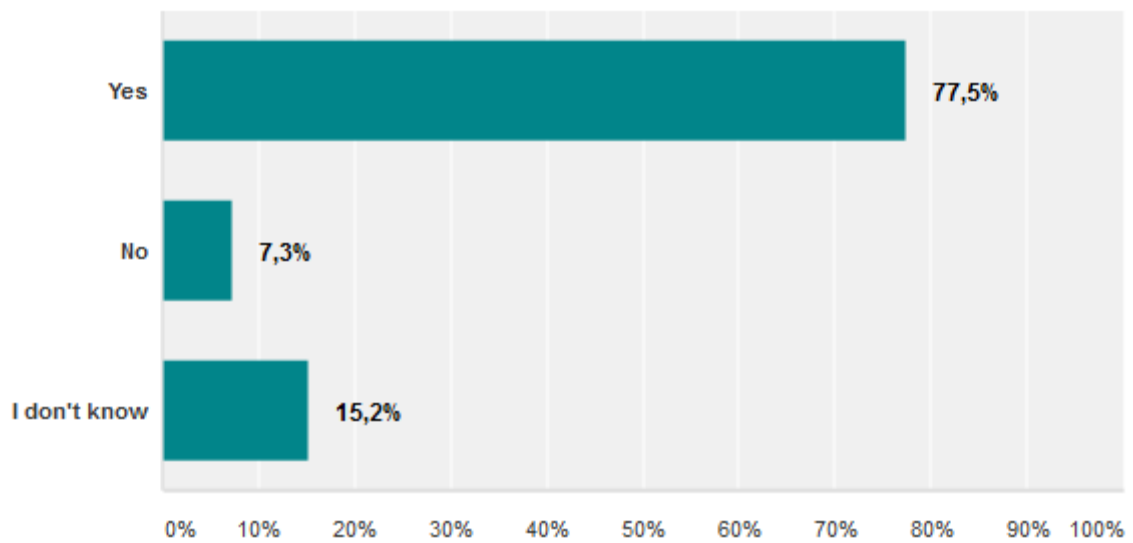
Choice #1: Presenting abstract/poster/research/speaker (33, 7%)

Choice #2: The quality and content of the scientific programme (22, 5%)

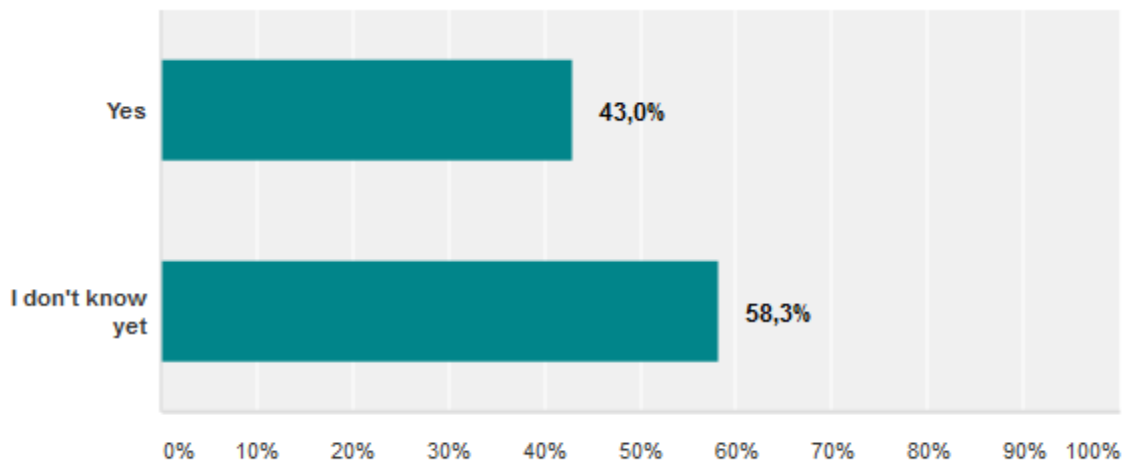
Choice #3: To keep up-to-date with new ideas (23,8%)

Three principal factors influence the delegate's final decision to attend the Congress: 1. the chance to present their research; 2. The quality of the programme and 3. New developments / new findings in the speciality.

12. Would you recommend EuroPREvent to a colleague?

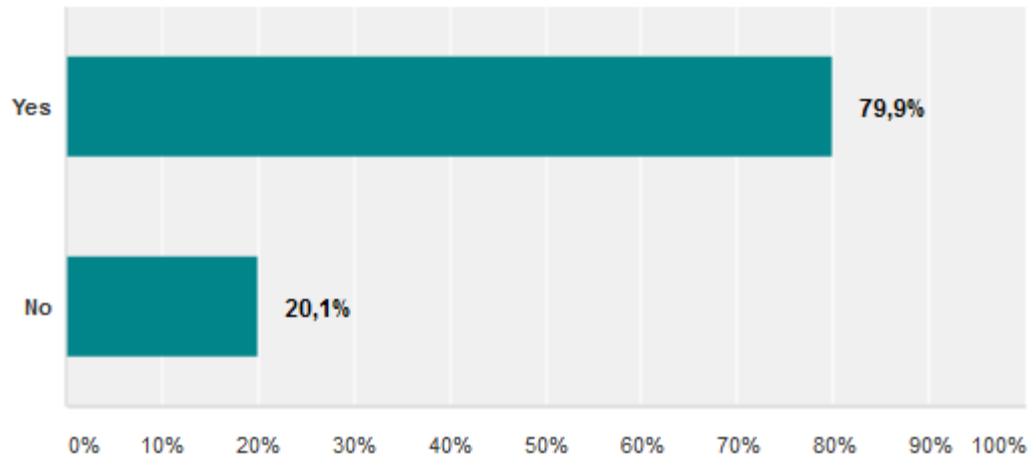


13. Will you attend EuroPREvent next year from 14 to 16 May 2015 in Lisbon?

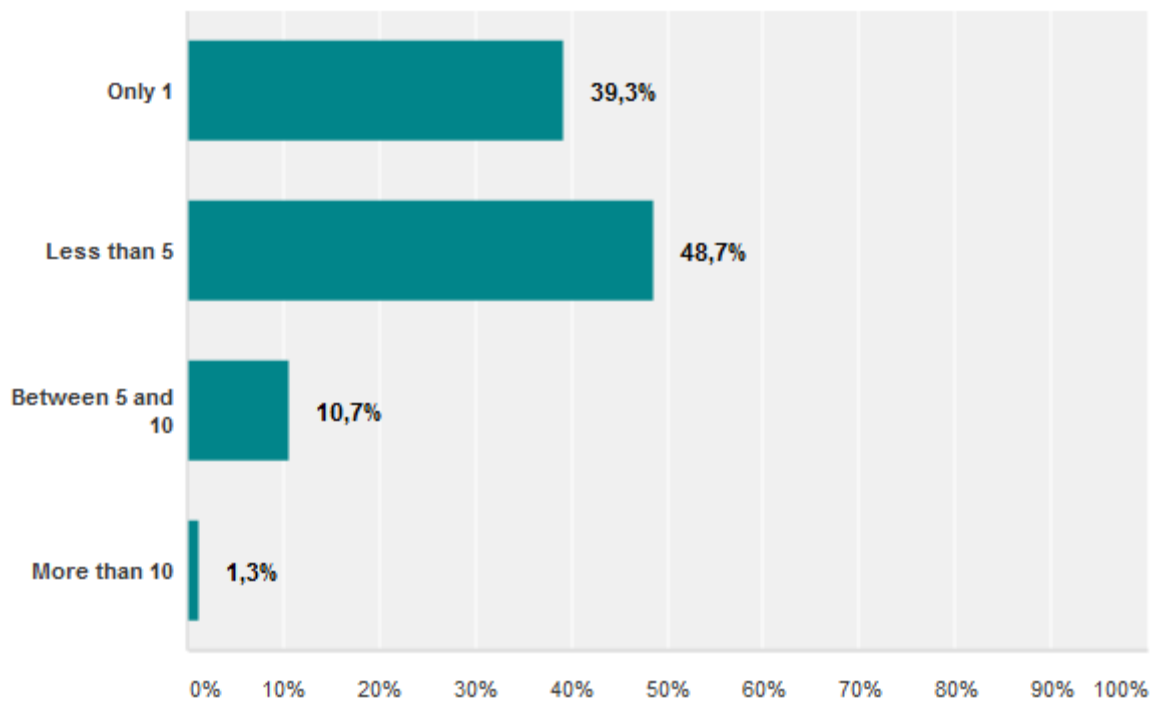


More than 2/3 of the 2014 delegates would recommend EuroPREvent to a colleague. Also, 43% expect to participate in the 2015 edition in Portugal (+11 % from 2013). This is a very positive element for next year

14. Would you help us circulate information for the 2015 edition?



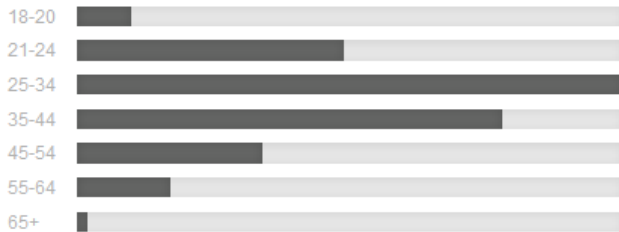
15. How many congresses have you attended this year?



6 Social Media Coverage

- Twitter
- **Global Stats** A total of **719 tweets** were sent using the official hashtag **#europrevent** (20 with unofficial #europrevent2014)
 - 22 tweets sent with official twitter account (including 10 retweets)
 - 129 new followers
 - 236 clicks
 - 107 retweets

BY AGE RANGE



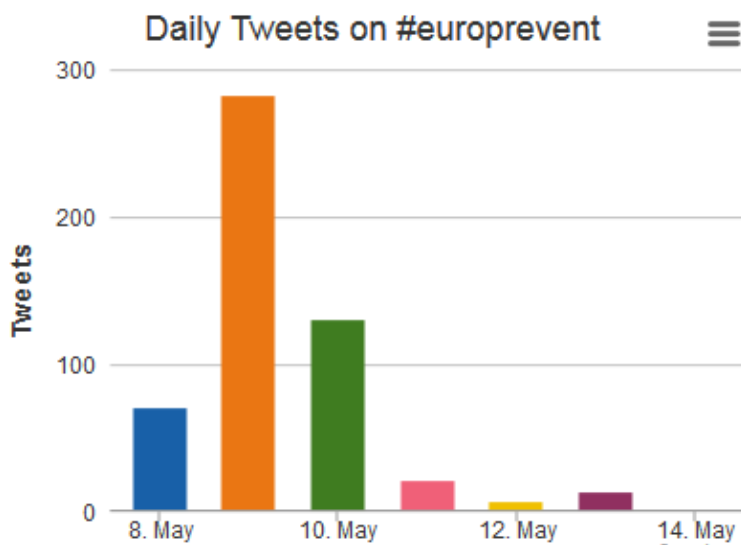
BY GENDER



Men between the ages of 25-34 appear to be the leading force among your followers.

- **Daily stats**

#europrevent Tweet Statistics

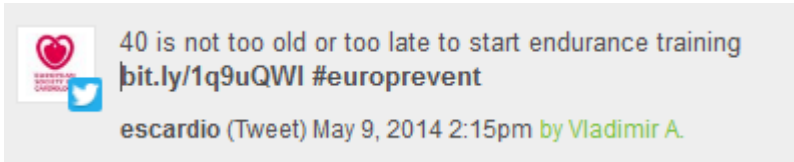


DAILY ENGAGEMENT

— @MENTIONS 125 — RETWEETS 107

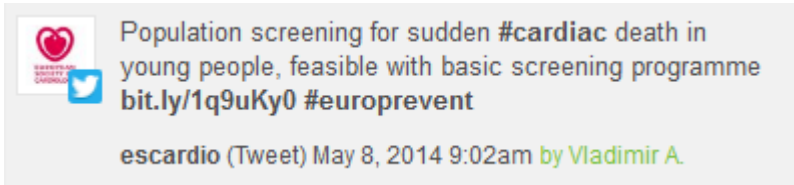


- Tweets performance
- Most clicked tweet – 45 clicks



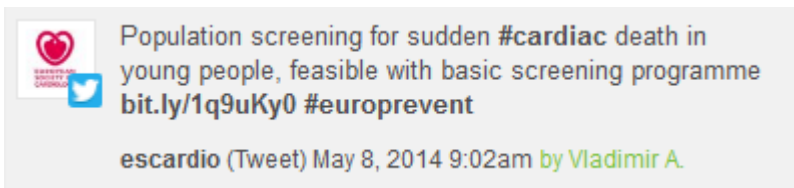
40 is not too old or too late to start endurance training
bit.ly/1q9uQWI #europrevent
 escardio (Tweet) May 9, 2014 2:15pm by Vladimir A.

- Most re-tweeted tweet – 20 RTs



Population screening for sudden #cardiac death in young people, feasible with basic screening programme
bit.ly/1q9uKy0 #europrevent
 escardio (Tweet) May 8, 2014 9:02am by Vladimir A.

- Tweet with the largest reach – 32.9k users




Population screening for sudden #cardiac death in young people, feasible with basic screening programme
bit.ly/1q9uKy0 #europrevent
 escardio (Tweet) May 8, 2014 9:02am by Vladimir A.


- Top influencers


The influencers of #europrevent


Top 10 by Mentions	Top 10 by Tweets
 @escardio (145)	 @s_gati (36)
 @ssharmacardio (94)	 @meds_congresses (34)
 @cry_uk (70)	 @suzanneengelen (32)
 @s_gati (63)	 @sagecardiology (30)
 @prof_matwilson (53)	 @ullafvs (25)
 @sagecardiology (21)	 @ssharmacardio (20)
 @healthhashtags (19)	 @sekaffka (20)
 @nathan_riding (19)	 @sophiachen92 (17)
 @draneilmalhotra (19)	 @escardio (16)
 @meds_congresses (18)	 @rolox11 (16)


• **ESC Tweets**


 #europrevent is starting tomorrow. Have you downloaded the mobile app? bit.ly/1pJm8y2
escardio (Tweet) May 7, 2014 10:21am by [Madimir A](#)


 Population screening for sudden #cardiac death in young people, feasible with basic screening programme bit.ly/1q9uKy0 #europrevent
escardio (Tweet) May 8, 2014 9:02am by [Madimir A](#)


 View pictures from #europrevent in our facebook gallery on.fb.me/1spmqrJ
escardio (Tweet) May 8, 2014 12:48pm by [Madimir A](#)


 The inaugural session will start at 18h15 in Room Amsterdam #europrevent
escardio (Tweet) May 8, 2014 5:57pm by [Madimir A](#)


 Watch "Jump In" video from #Europrevent. An educational programme to fight future #obesity bit.ly/1qCXg8f #iamsterdam
escardio (Tweet) May 8, 2014 8:20pm by [Madimir A](#)


 Visit bit.ly/1ql2UPq to view the slides and webcasts from the #europrevent sessions
escardio (Tweet) May 9, 2014 11:21am by [Madimir A](#)


 40 is not too old or too late to start endurance training bit.ly/1q9uQWl #europrevent
escardio (Tweet) May 9, 2014 2:15pm by [Madimir A](#)

 You're at #EuroPrevent ? Learn about Preventive Cardiology Space and get a free bottle of water ;-) Visit @SAGECardiology in exhibition area
escardio (Tweet) May 9, 2014 4:03pm by [Madimir A](#)

 Study predicts increase in adult #obesity prevalence in almost all European countries by 2030 bit.ly/1seTQJw #europrevent
escardio (Tweet) May 9, 2014 6:08pm by [Madimir A](#)

 Don't miss the closing ceremony at #europrevent Starting at 12:00 in room Amsterdam
escardio (Tweet) May 10, 2014 11:18am by [Madimir A](#)

 @s_gati Congratulations!
escardio (Tweet) May 10, 2014 1:12pm by [Madimir A](#)

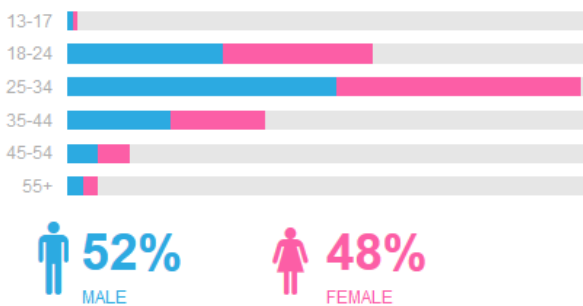
 #Europrevent is now over. You can find the pictures, slides and webcasts on our website bit.ly/1qp9iW0 See you in Lisbon in 2015!
escardio (Tweet) May 10, 2014 1:42pm by [Madimir A](#)

• Facebook

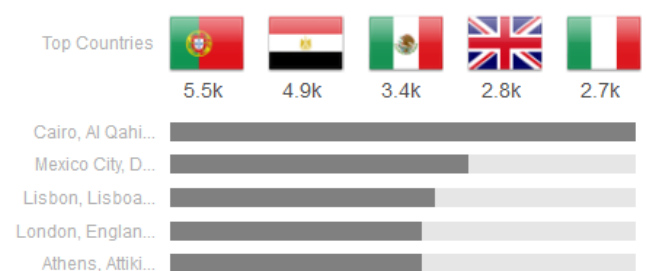
• **Global stats**

- **1000** new Facebook fans
- **162 900** Facebook impressions

IMPRESSIONS BY AGE & GENDER



IMPRESSIONS BY LOCATION



The European Association for Cardiovascular Prevention and Rehabilitation (EACPR) presents

2015 EuroPrevent

THE EACPR ANNUAL MEETING



Addressing Inequalities in Cardiovascular Health

www.escardio.org/europrevent

