

ESC Congress Paris 2019

Together with
**World Congress
of Cardiology**

31 August
- 4 September



Spotlight
Global
Cardiovascular
Health

ONSITE ADVERTISING



Why use onsite advertising?

- Mark your presence at ESC Congress 2019
- State your commitment to the cardiovascular arena
- Communicate on your therapeutic areas & innovations
- Invite delegates to your activities
- Promote your Industry Sponsored Sessions
- Leave a lasting impression

NOTES


- All prices listed within are exclusive of VAT & represent full rental and production costs
- Deadline for Priority Status: **15 December 2018**
- Deadline to send files for approval **14 June 2019** to sponsorship@escardio.org

Content reminder

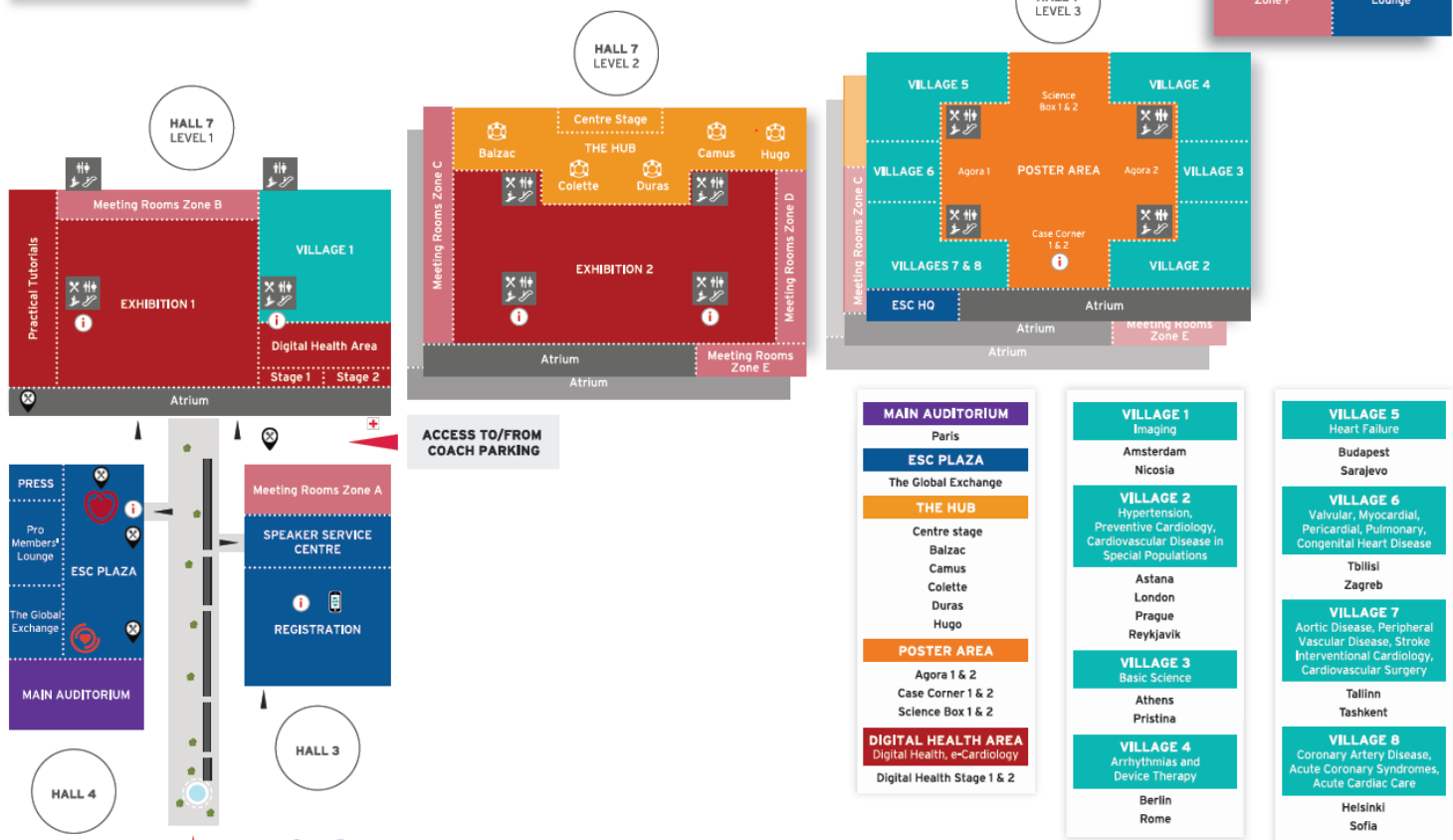
ESC permits product advertising on Onsite Advertising items. Local regulatory approval is incumbent on the company selecting the product. The ESC acts in good faith and is not liable for refund of contracted services in the case of regulatory or legislative bodies refusing the content of same.

Assignment of items will be made based upon the accrued points ranking and in respect of priority status deadline.

None of the images or 3D simulations are contractual.

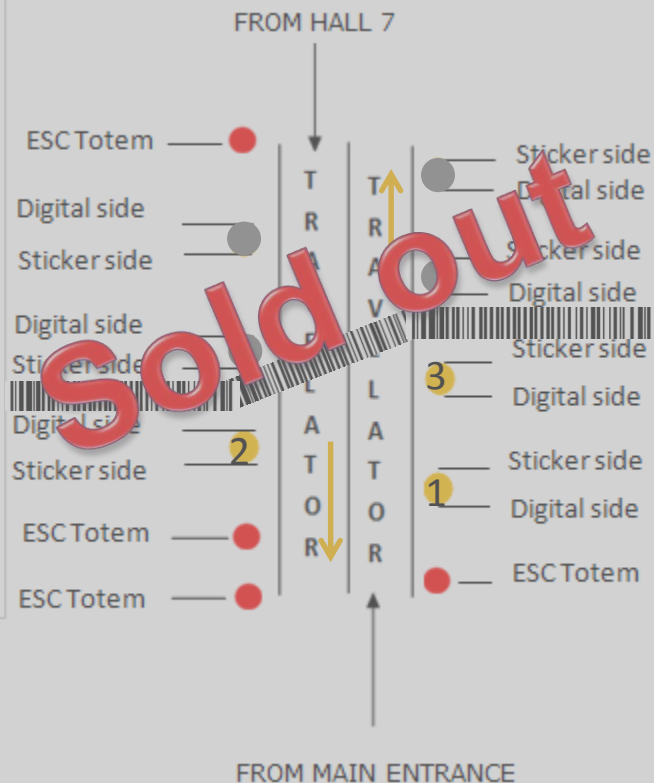


Building Overview



Outdoors

DIGITAL TOTEMS 1 to 3



These large totems broadcasting your key messages will guide the delegates on the travelator from the main entrance of the Venue to the Congress Centre.

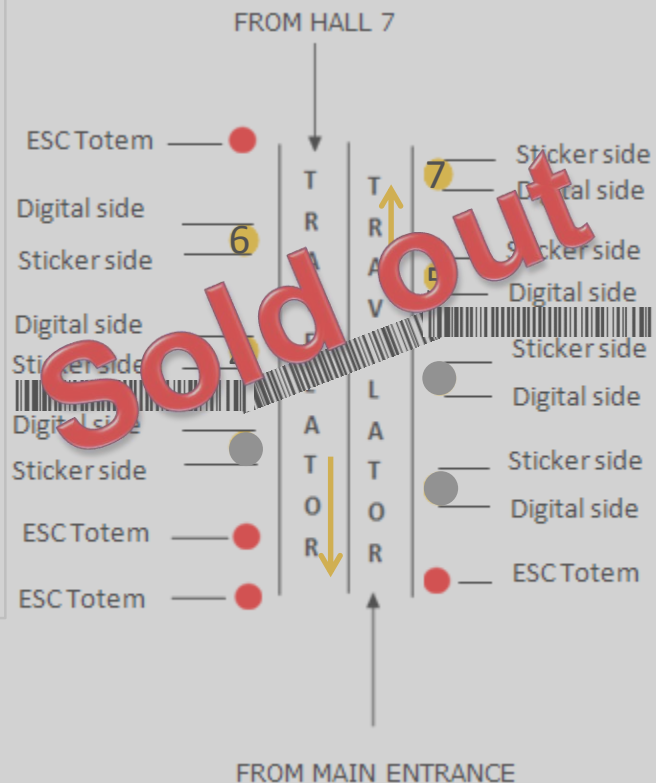
- 1 minute-loop to display up to 6 messages on the digital side.
- Quantity: 3 Totems, each has a digital side and a printed side.
- Brandable size: 1,185m long x 1,75 m high
- Exclusive sponsorship of each totem
- Presentation video: <https://youtu.be/TkypQzDz8xM>
- Price : **€20,000** per totem
- Accrued points: 8 + 2 bonus points



Items are in
public access

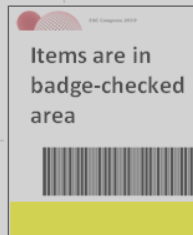
Outdoors

DIGITAL TOTEMS 4 to 7



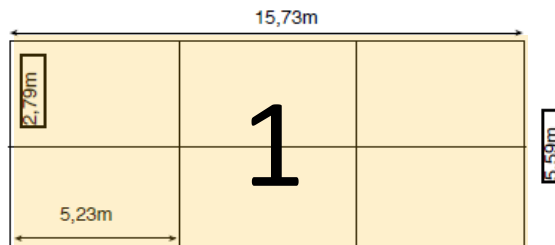
These large totems broadcasting your key messages will guide the delegates on the travelator from the main entrance of the Venue to the Congress Centre.

- 1 minute-loop to display up to 6 messages on the digital side.
- Quantity: 4 Totems, each has a digital side and a printed side.
- Brandable size: 1,185m long x 1,75 m high
- Exclusive sponsorship of each totem
- Presentation video: <https://youtu.be/TkypQzDz8xM>
- Price : **€20,000** per totem
- Accrued points: 8 + 2 bonus points



Outdoors – Hall 3

HALL 3 – BANNER 1




This banner located on the wall of Hall 3 will catch the eye of all those using the travelator from the main entrance to the Congress Centre.

- Quantity: 1
- Brandable size:

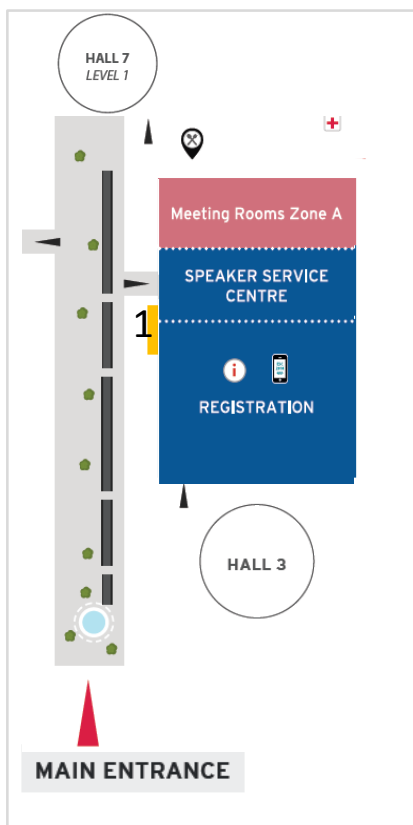


Banner 1: 87,93m² - 15,73m long x 5,59m high

- Prices & accrued points:

Banner 1: €30,000 / 12 + 3 bonus points

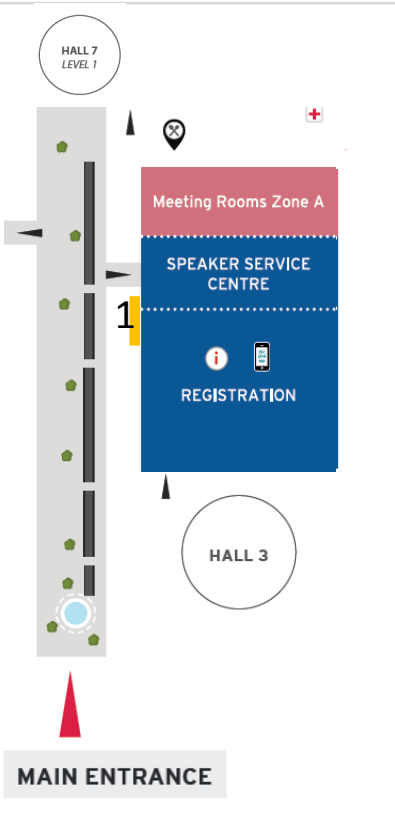

 ESC Congress 2024

Items are in
badge-checked
area



Outdoors – Hall 3

HALL 3 – BANNER 1



Outdoors – TRAVELATOR 1

DATES: Sat 31/08 to Tue 03/09

TIME: 07:00 – 11:00

POWER: off

Brand the travelator glass panes to accompany the delegates all the way from the beginning of their congress experience right up to the heart of the event.

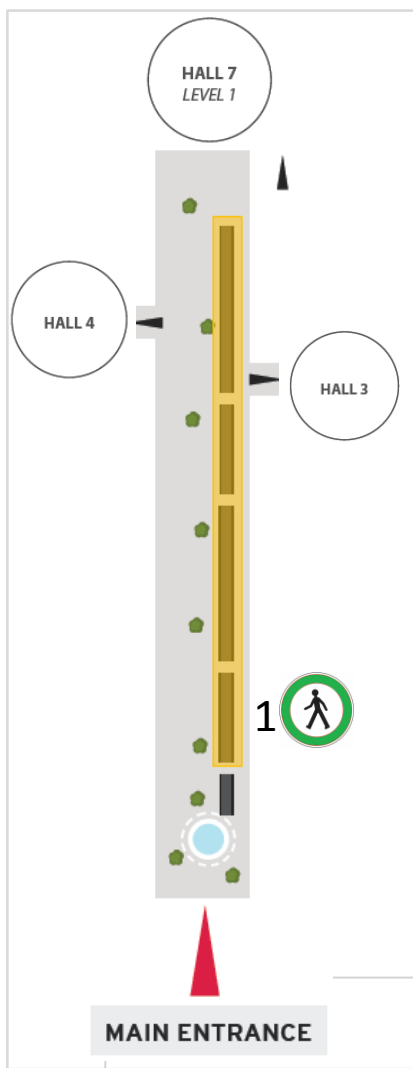
- Quantity, prices & accrued points:

Travelator 1: 34,20m long x 0,70m high

Price: **€22,000** / 8 + 2 bonus points

Note:

- 1 travelator – 4 brandable sides each
- Only the inward-facing sides can be branded
- The colour of the outward-facing sides will be white



Outdoors – TRAVELATOR 1

DATES: Sat 31/08 to Tue 03/09

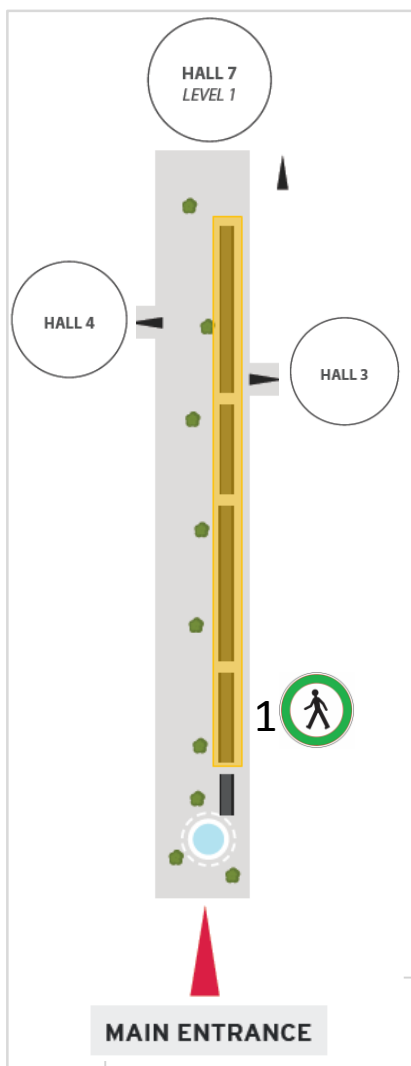
TIME: 07:00 – 11:00

POWER: off

1 Travelator 1



19 glass panes per side = 76 brandable in total of 1,80m(l) x 0,70m(h)



Outdoors – TRAVELATOR 1

DATES: Sat 31/08 to Tue 03/09

TIME: 11:00 – 20:00

POWER: on

DIRECTION: both ways

Brand the travelator glass panes to accompany the delegates all the way from the beginning of their congress experience right up to the heart of the event.

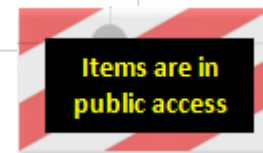

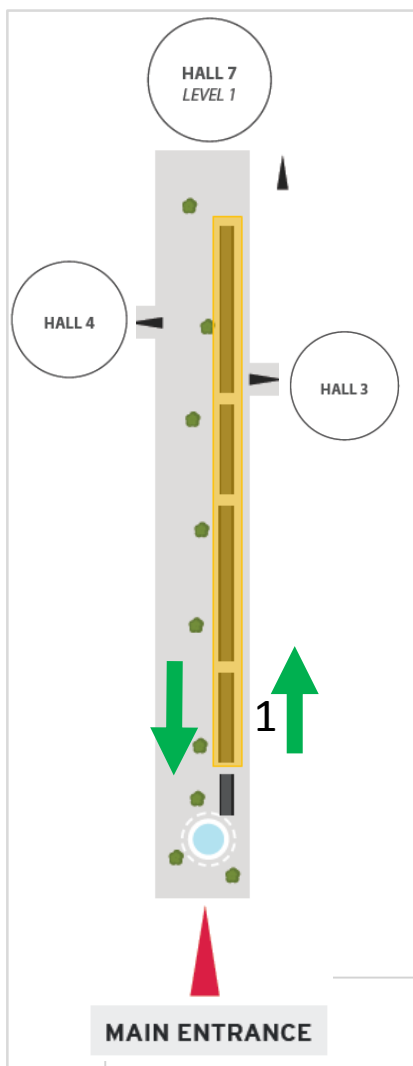
- Quantity, prices & accrued points:

Travelator 1: 34,20m long x 0,70m high

Price: **€22,000** / 8 + 2 bonus points

Note:

- 1 travelator – 4 brandable sides each
- Only the inward-facing sides can be branded
- The colour of the outward-facing sides will be white



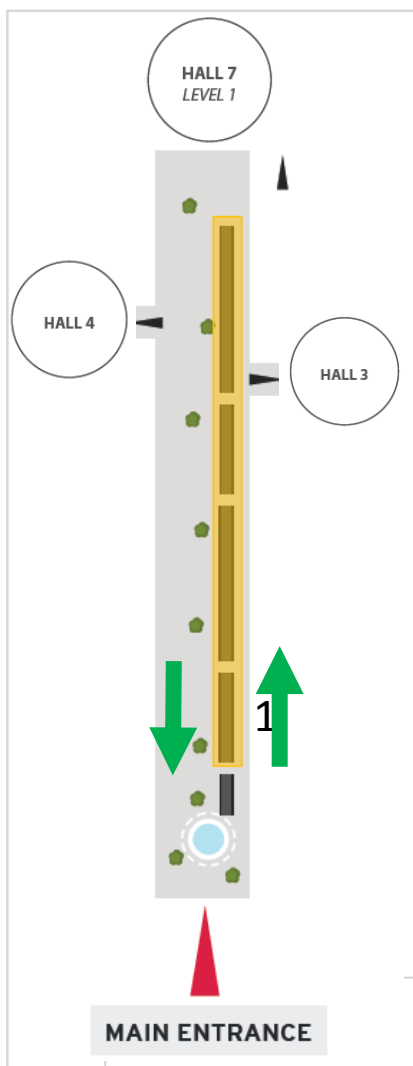
Outdoors – TRAVELATOR 1

DATES: Sat 31/08 to Tue 03/09


TIME: 11:00 – 20:00

POWER: on

DIRECTION: both ways



1 Travelator 1



19 glass panes per side = 76 brandable in total of 1,80m(l) x 0,70m(h)

**Items are in
public access**

Outdoors – TRAVELATORS 2-3-4

DATES: Sat 31/08 to Tue 03/09

Time: 07:00-11:00

POWER: on

DIRECTION: towards ESC Congress 2019

Brand the travelator glass panes to accompany the delegates all the way from the beginning of their congress experience right up to the heart of the event.

- Quantity, prices & accrued points:

Travelator 2: 55,80m long x 0,70m high

Price: **€30,000** / 12 + 3 bonus points

Travelator 3: 39,06m long x 0,70m high

Price: **€20,000** / 8 + 2 bonus points

Travelator 4: 41,40m long x 0,70m high


Price: **€24,000** / 9 + 2 bonus points

Sold out



Note:

- 3 travelators – 4 brandable sides each
- Only the inward-facing sides can be branded
- The colour of the outward-facing sides will be white



HALL 7
LEVEL 1

HALL 4

HALL 3

SOLD OUT

4
3
2

MAIN ENTRANCE

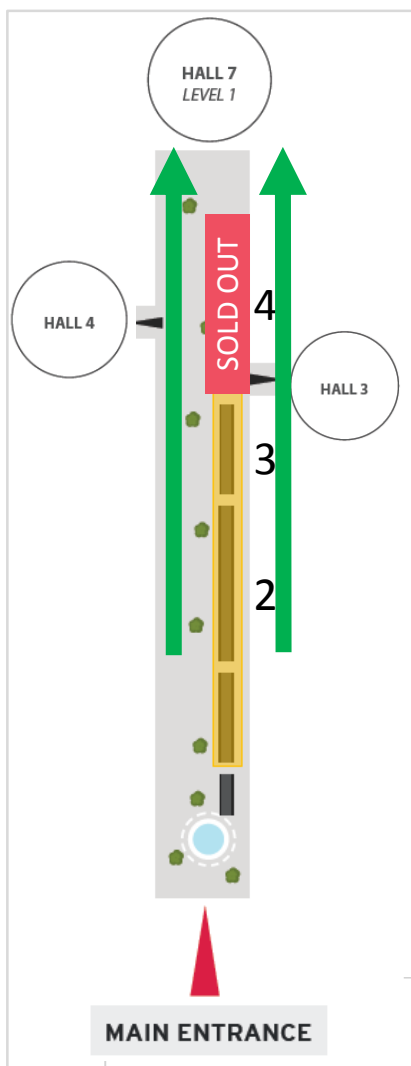
Outdoors – TRAVELATORS 2-3-4

DATES: Sat 31/08 to Tue 03/09

Time: 07:00-11:00

POWER: on

DIRECTION: towards ESC Congress 2019




31 glass panes per side = 124 brandable in total of 1,80m(l) x 0,70m(h)



22 glass panes per side = 88 brandable in total of 1,80m(l) x 0,70m(h)



23 glass panes per side = 92 brandable in total of 1,80m(l) x 0,70m(h)



Outdoors – TRAVELATORS 2-3-4

DATES: Sat 31/08 to Tue 03/09

Time: 11:00-20:00

POWER: on

DIRECTION: both ways

Brand the travelator glass panes to accompany the delegates all the way from the beginning of their congress experience right up to the heart of the event.

- Quantity, prices & accrued points:

Travelator 2: 55,80m long x 0,70m high

Price: **€30,000** / 12 + 3 bonus points

Travelator 3: 39,06m long x 0,70m high

Price: **€20,000** / 8 + 2 bonus points

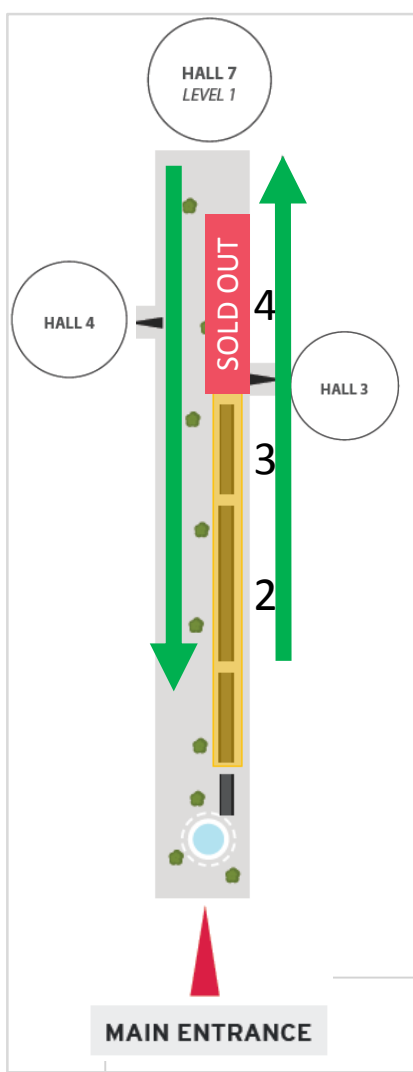

Travelator 4: 41,40m long x 0,70m high

Sold out Price: **€24,000** / 9 + 2 bonus points



Note:

- 3 travelators – 4 brandable sides each
- Only the inward-facing sides can be branded
- The colour of the outward-facing sides will be white



MAIN ENTRANCE

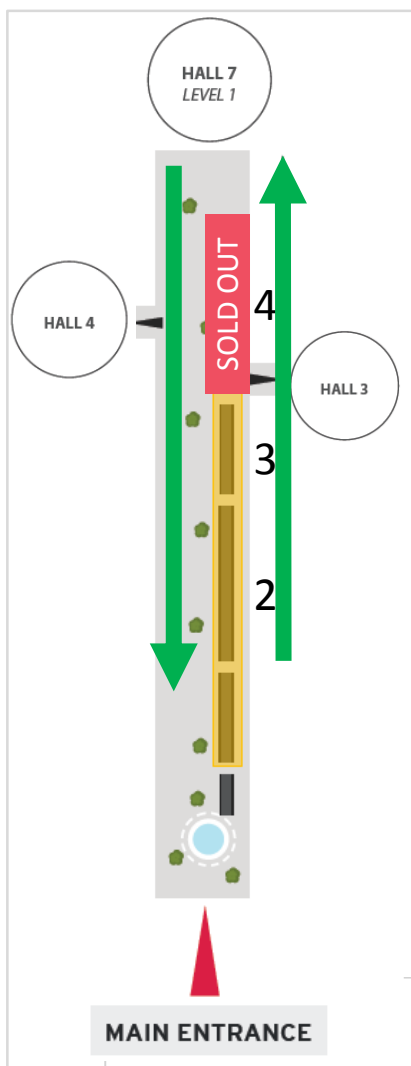
Outdoors – TRAVELATORS 2-3-4

DATES: Sat 31/08 to Tue 03/09

Time: 11:00-20:00

POWER: on

DIRECTION: both ways




31 glass panes per side = 124 brandable in total of 1,80m(l) x 0,70m(h)



22 glass panes per side = 88 brandable in total of 1,80m(l) x 0,70m(h)

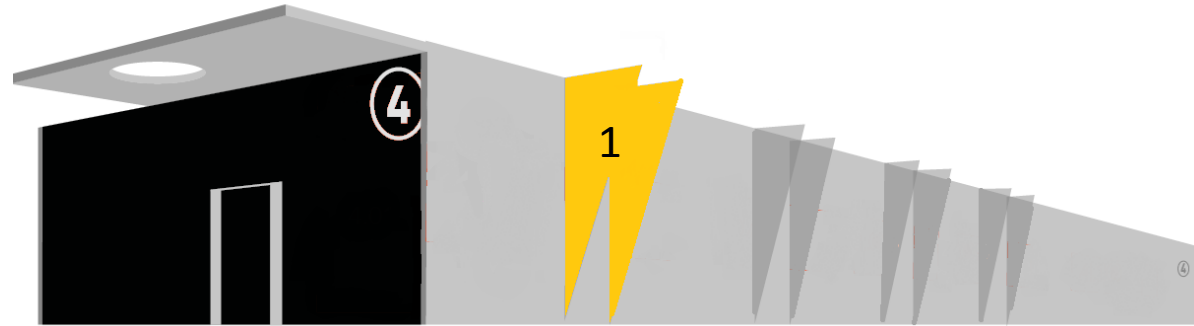


23 glass panes per side = 92 brandable in total of 1,80m(l) x 0,70m(h)



Outdoors – Hall 4

TRIANGLE BANNER 1



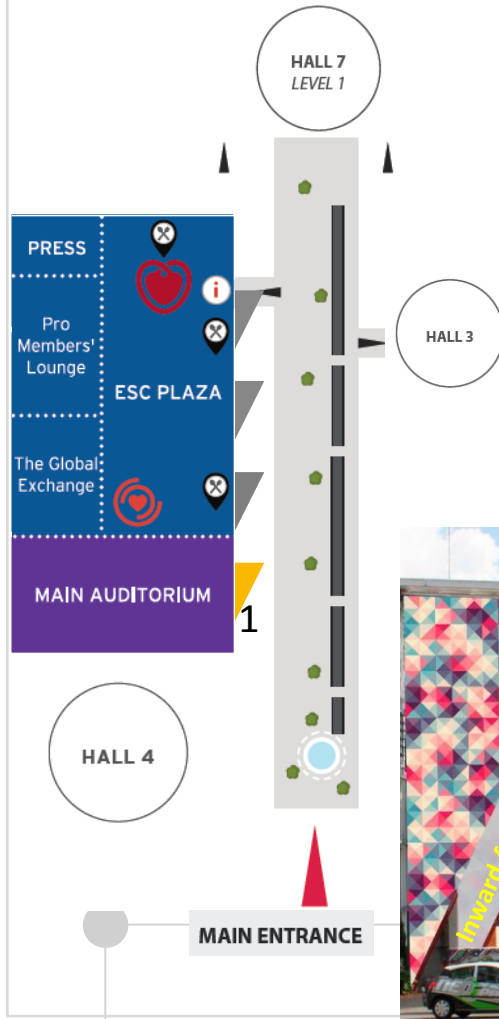
Strategically placed in the central aisle, this 1 set of giant triangles will give your message great exposure.

- Quantity: 1 set of 2 triangles banners.
- 2 brandable sides for each set of triangle banners: 47m² each side - 6,685m long x 13,70m high

Note that only the outward-facing side can be branded. The colour of the inward-facing side will be white.

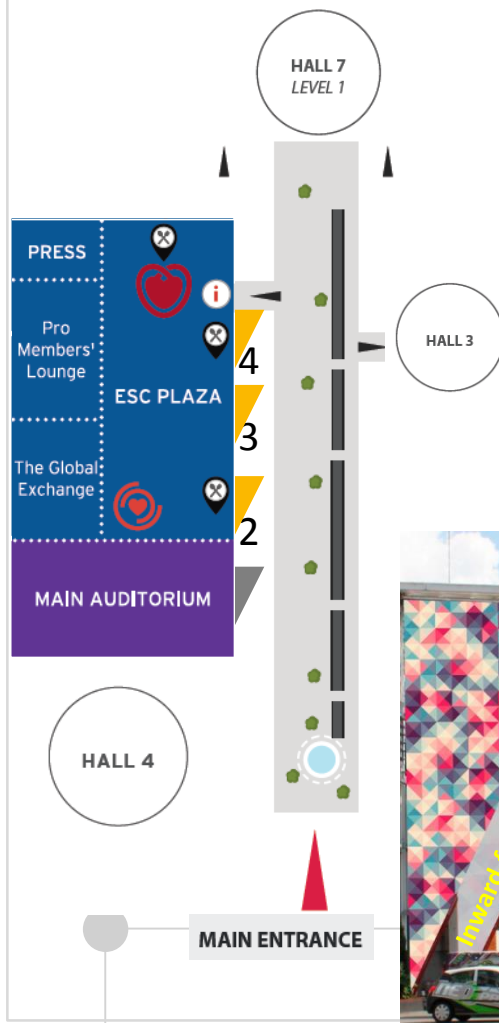
- Price for a set of 2 triangles: **€35,000**
- Accrued points: 14 + 3 bonus points

**Items are in
public access**



Outdoors – Hall 4

TRIANGLE BANNERS 2-3-4



Strategically placed in the central aisle, these 3 sets of giant triangles will give your message great exposure.



- Quantity: 3 sets of 2 triangles banners.
- 2 brandable sides for each set of triangle banners: 47m² each side - 6,685m long x 13,70m high

Note that only the outward-facing side can be branded. The colour of the inward-facing side will be white.

- Price for a set of 2 triangles: **€35,000**
- Accrued points: 14 + 3 bonus points



Items are in badge-checked area



Outdoors – Hall 4

HALL 4 – BANNERS 1 to 2

These banners located along the walkway will catch the eye of all those using the travelator as well as those choosing to walk beside it.

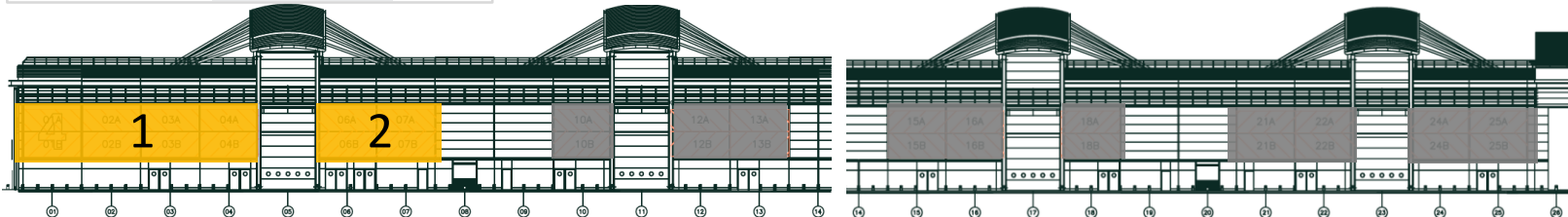
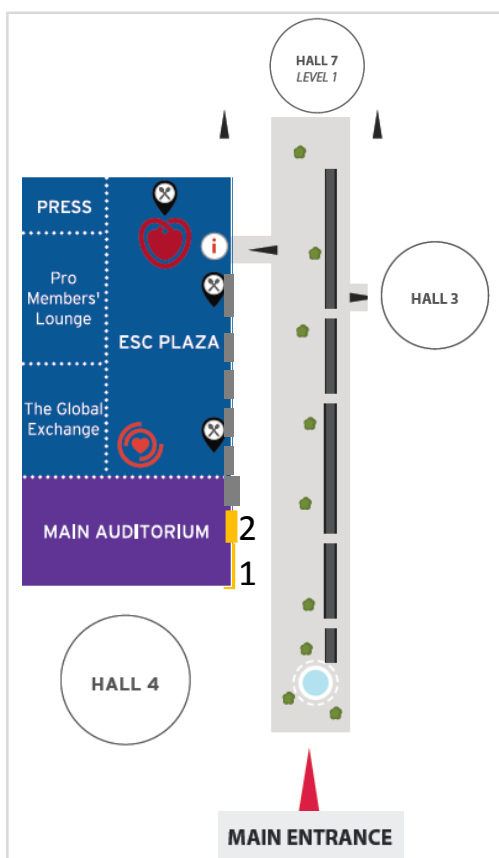
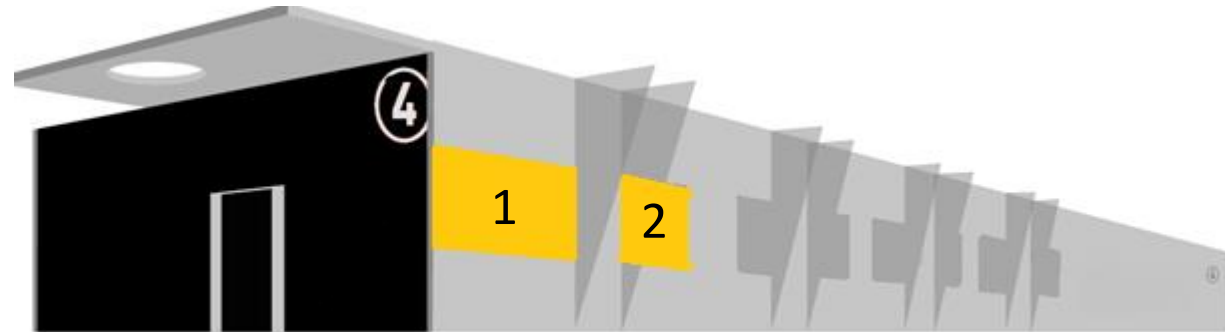
- Quantity : 1 banner
- Size, prices & accrued points per banner:

Banner 1: 117,58m² - 24,86m long x 4,73m high

Price: **€35,000** / 14 + 3 bonus points

Banner 2: 56,42m² - 11,93m long x 4,73m high

Price: **€25,000** / 8 + 2 bonus points



**Items are in
public access**

Outdoors – Hall 4

HALL 4 – BANNERS 3 to 8

These banners located along the walkway will catch the eye of all those using the travelator as well as those choosing to walk beside it.


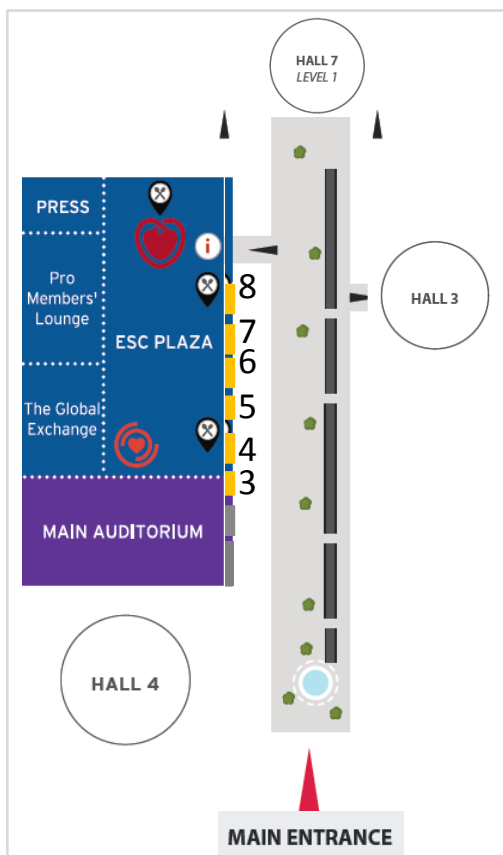
- Quantity : 7 banners
- Size, prices & accrued points per banner:

Banner 3 and 6: 28,21m² - 5,96m long x 4,73m high

Price: **€18,000** / 7 + 1 bonus point

Banner 4, 5, 7 and 8: 56,42m² - 11,93m long x 4,73m high

Price: **€25,000** / 8 + 2 bonus points



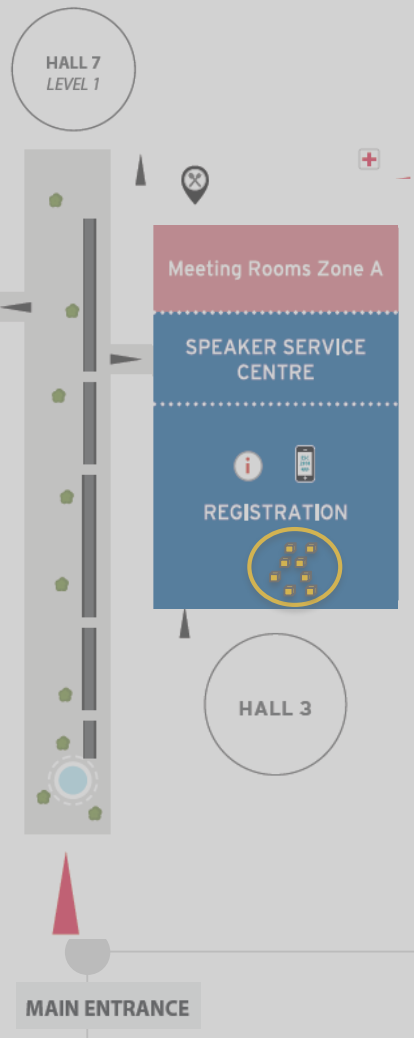
Indoors – Registration Area

HALL 3 - SITTING CUBES

Located in the Registration Area, this cluster of branded cubes will allow the delegates to have a highly appreciated sitting area.



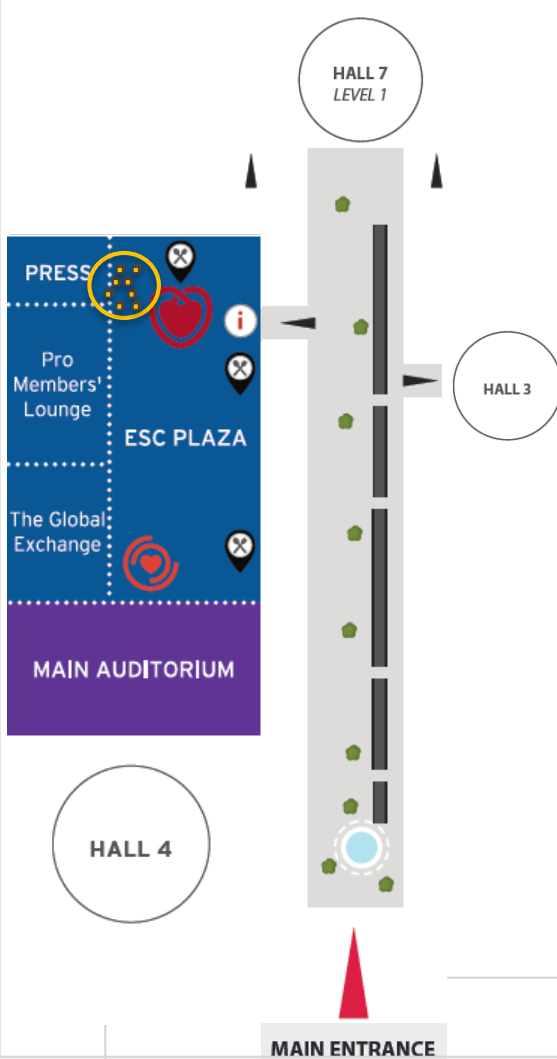
- Quantity: 1 cluster of 50 cubes (5 sides to advertise)
- Brandable size: each is 48 x 48 x 48cm
- Price for 50 sitting cubes: **€25,000**
- Accrued points: 10 + 2 bonus points



**Items are in
public access**

Indoors – ESC Plaza & Main Auditorium passage

HALL 4 - SITTING CUBES



This cluster of branded cubes will occupy a central position in that passage, being close to the ESC Plaza and the Main Auditorium. There is no doubt delegates will be glad to make themselves comfortable on these sitting cubes.

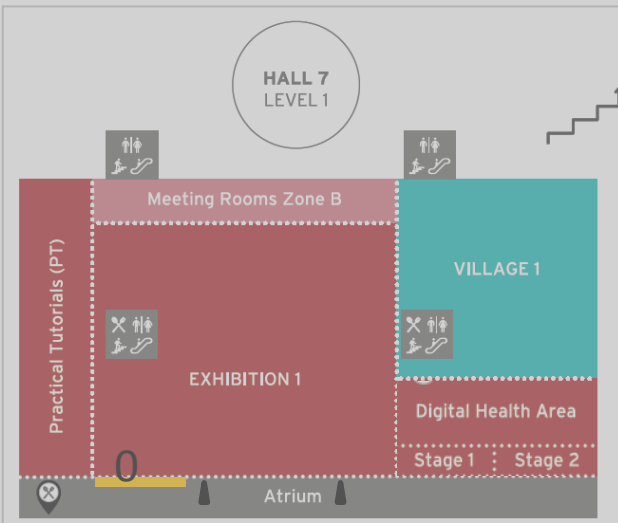


- Quantity: 1 cluster of 50 cubes (5 sides to advertise)
- Brandable size: each is 48cm x 48cm x 48cm
- Price for 50 sitting cubes: **€25,000**
- Accrued points: 10 + 2 bonus points



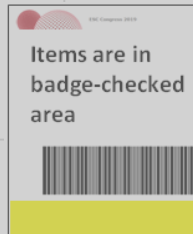
Indoors – Hall 7 – Atrium

LEVEL 1 - LARGE BANNER 0



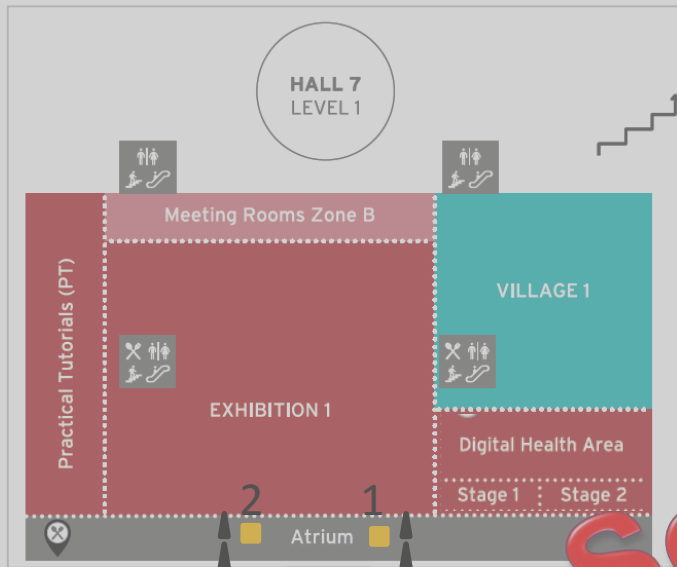
Welcome delegates into the Exhibition 1, the Digital Health Area, Village 1 and the Practical Tutorials with your key message and thus ensure they make a stop at your booth along the way.

- Quantity: 1
- Brandable size:
Large Banner 0: 4,81m long x 5,78m high
- Prices & accrued points per banner: **€30,000** / 12 + 3 bonus points



Indoors – Hall 7 – Atrium

LEVEL 1- DROP BANNERS 1-2



Located in the ground-level atrium of Hall 7 where in addition to the presence of the Exhibition 1, the Practical Tutorials and the Imaging Village, the growing Digital Health Area will be more exciting than ever. The drop banners will be situated at eye level and will ensure any information you wish to make relevant to the delegates will quickly find its way to them.

Quantity: 2

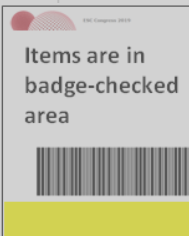
- Brandable size:

Drop banner 1: 2,01m long x 4m high

Drop banner 2: 1,86m long x 4m high

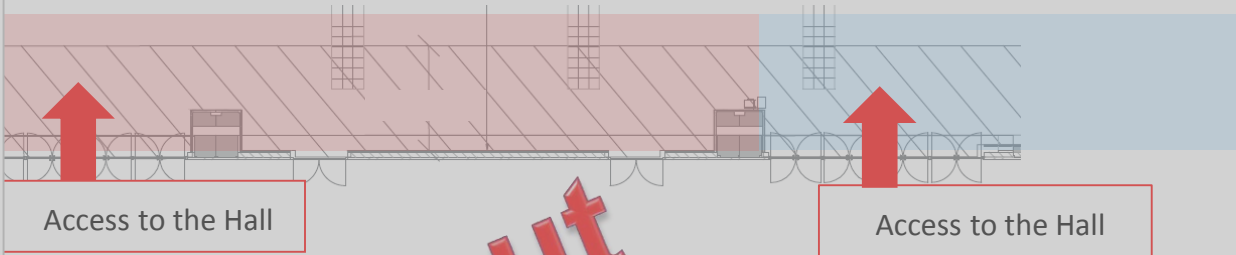
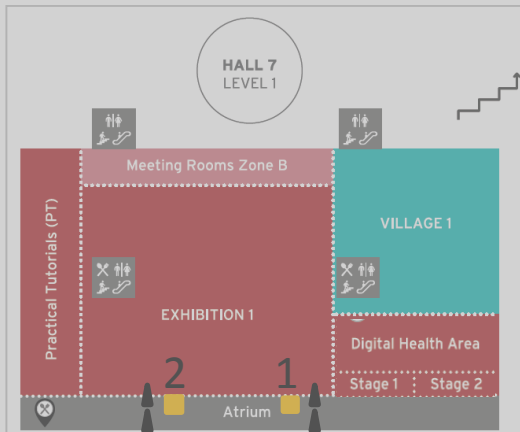
- Prices per banner: **€15,000**
- Accrued points per banner: 6 + 1 bonus point

Sold out

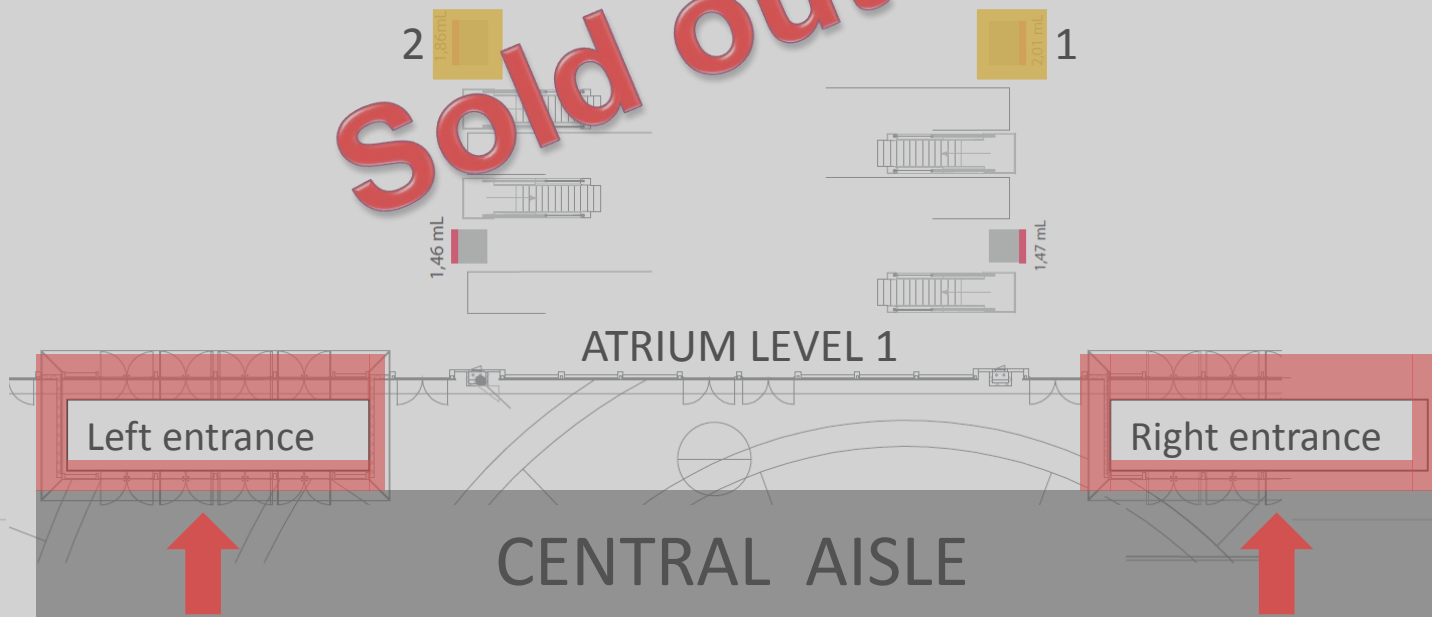


Indoors – Hall 7 – Atrium


LEVEL 1 - DROP BANNERS 1-2



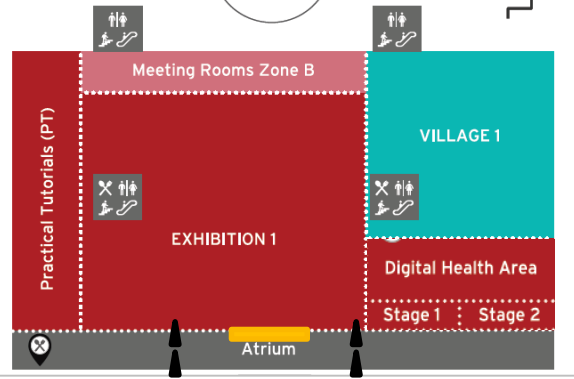
Sold out



Items are in badge-checked area



HALL 7
LEVEL 1




Indoors – Hall 7 – Atrium Level 1

SPLIT FLAP

Already in use in airports' and train stations' schedule boards, the Split Flap is an advertising tool which attracts both the eye and the ear as the visual changes at regular intervals. Strategically located in the atrium of Hall 7 Level 1 and opening the path to the Exhibition 1, Digital Health Area and Practical Tutorials, it is the ideal product to transform your key message into a multi-visuals story passers-by are eager to pay attention to.

- Brandable size: 688cm(w) x 210cm(h) - (+ 50 cm of non-brandable platform off the floor)
- Number of cells: 96, each 40cm(w) x 30,1cm(h) of brandable space.
- Quantity: 50 visuals, divided into 10 visuals (1 scenario) per sponsor

- A minimum of 3 sponsors must purchase this product in order to set-up this onsite offer.
- Price for 10 visuals: **€25,000**
- Accrued points: 10 + 2 bonus points

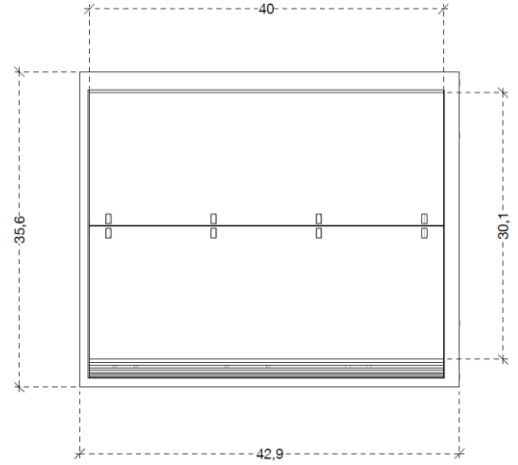
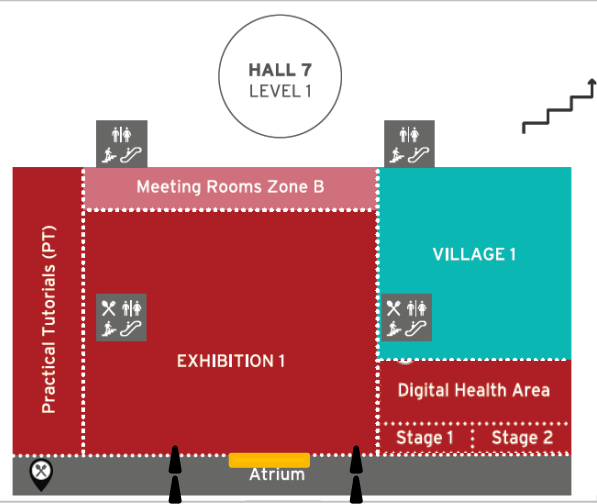


Items are in
badge-checked
area

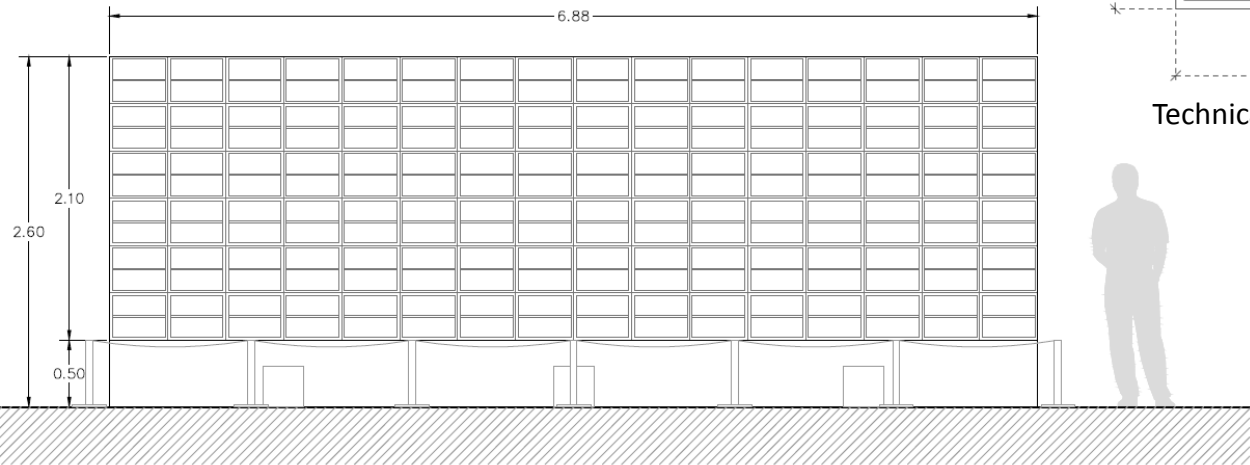


Indoors – Hall 7 – Atrium Level 1


SPLIT FLAP




Technical specifications of a simple cell



Technical specifications of the Split Flap



Items are in badge-checked area

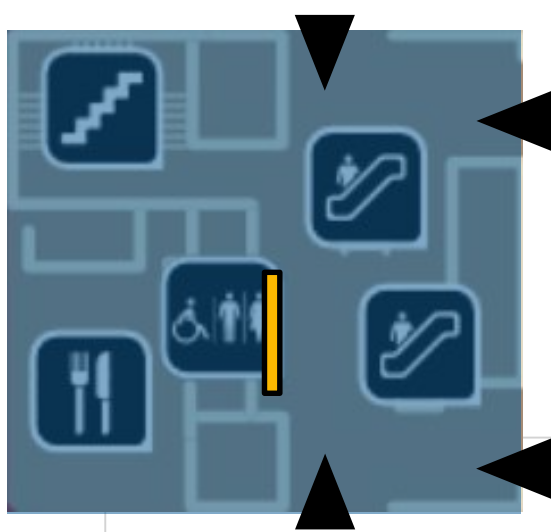
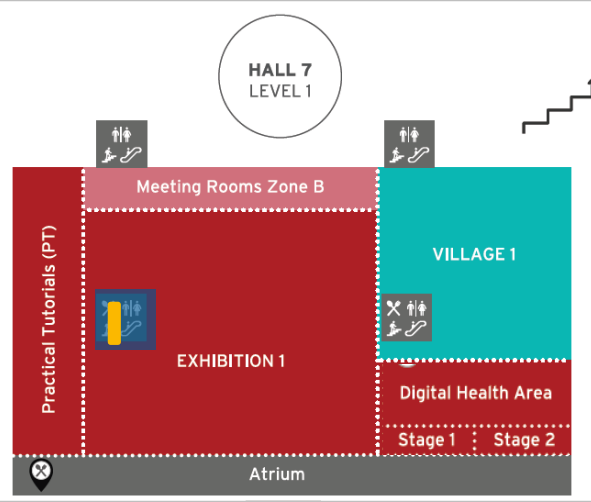



Indoors – Hall 7

LEVEL 1- BACKLIT BLUE BLOCK

Located in the connection staircase between **the Exhibition 1 on level 1 and the Exhibition 2, The Hub on level 2**, the panel will be situated at eye level and will ensure any information you wish to make relevant to delegates will quickly find its way to them.

- Quantity: 1
- Brandable size: 3m long x 1,80m high - The backlit wall will be installed 30cm above the floor
- Price & accrued points: **€20,000** / 8 + 2 bonus points

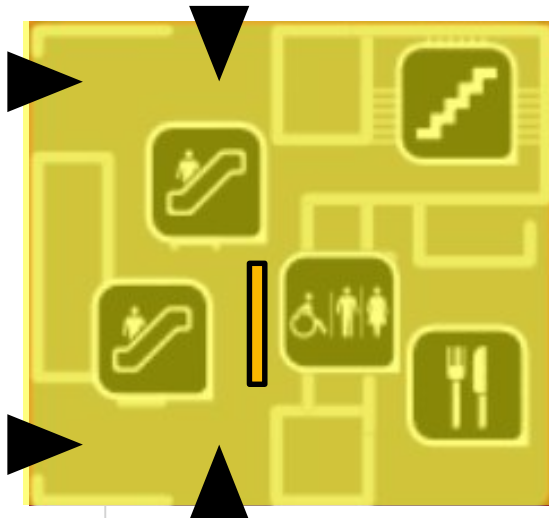
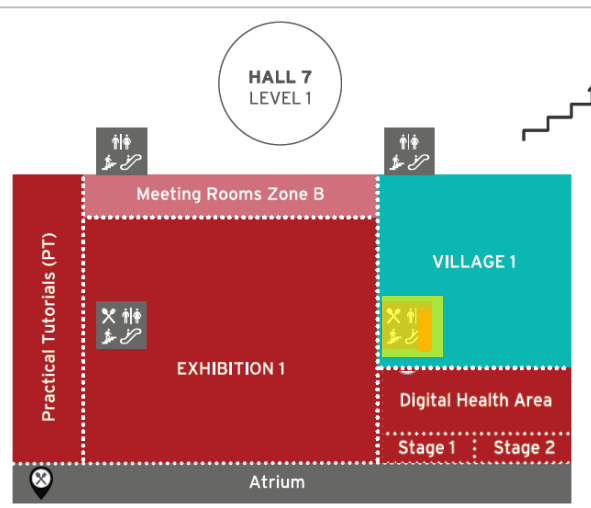



Indoors – Hall 7

LEVEL 1 - BACKLIT YELLOW BLOCK

Located in the connection staircase between **the Exhibition 1, Digital Health Area, Village 1 on level 1 and the Exhibition 2, The Hubs on level 2**, the panel will be situated at eye level and will ensure any information you wish to make relevant to delegates will quickly find its way to them.

- Quantity: 1
- Brandable size: 3m long x 1,80m high - The backlit wall will be installed 30cm above the floor
- Price & accrued points: **€20,000** / 8 + 2 bonus points



Indoors – Hall 7 – Atrium

LEVEL 1 – ESCALATORS 1-2-3-4

Participants wanting to reach the Exhibition 2 and The ever-popular Hub will need to use these escalators – make the most of this opportunity to display your key messages as they will be seen all day long!


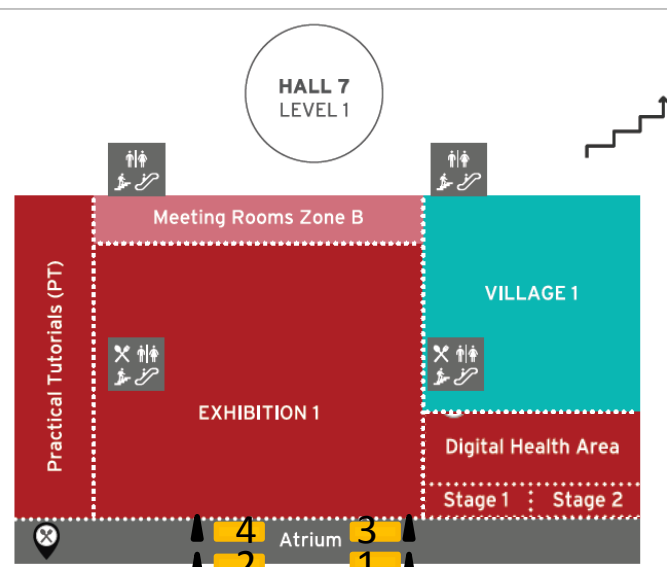
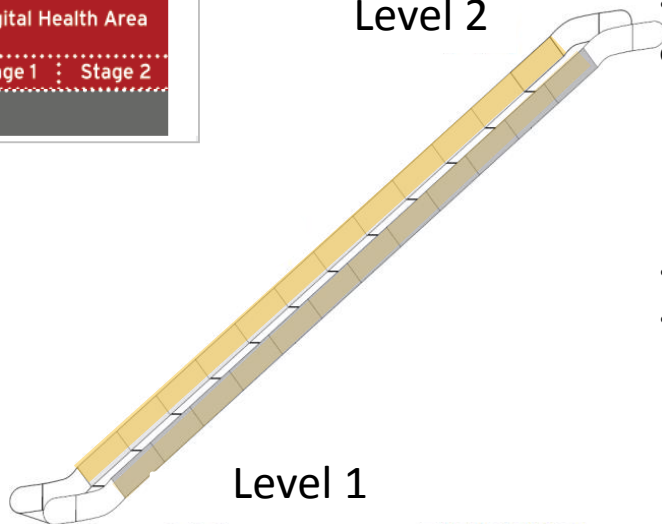
- Quantity: 4 escalators
- 2 Brandable sides per escalator:
each side 15,60m long x 0,66m high

Note that only the inward-facing sides can be branded. The colour of the outward-facing sides will be white.

- Price per escalator: **€20,000**
- Accrued points: 8 + 2 bonus points

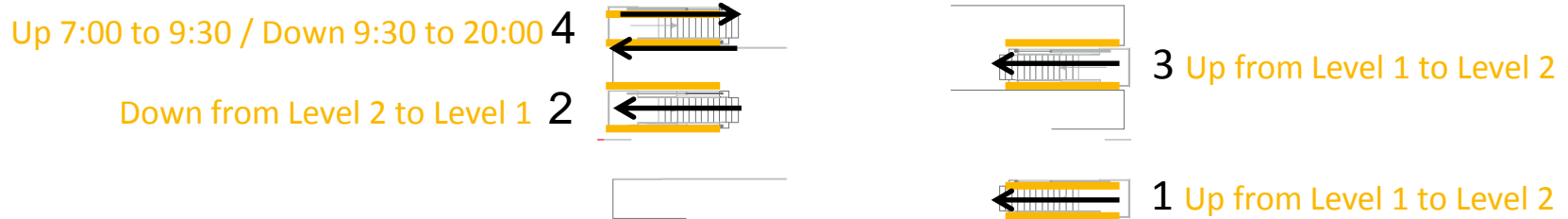
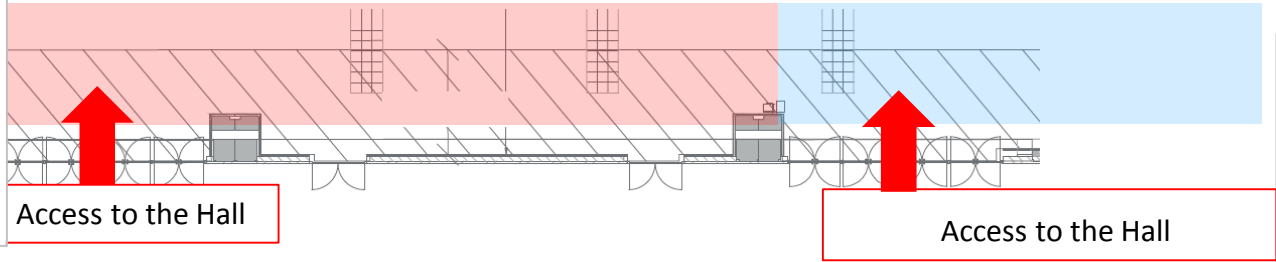
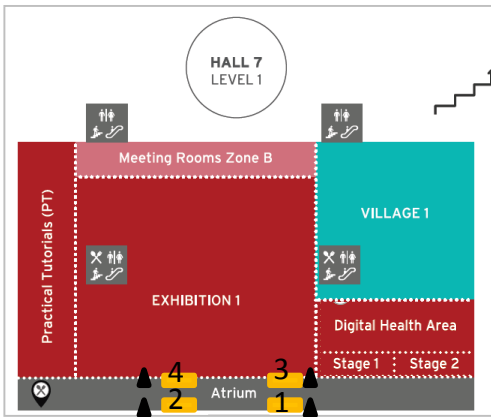
Level 2

Level 1



Indoors – Hall 7 – Atrium

LEVEL 1 – ESCALATORS 1-2-3-4



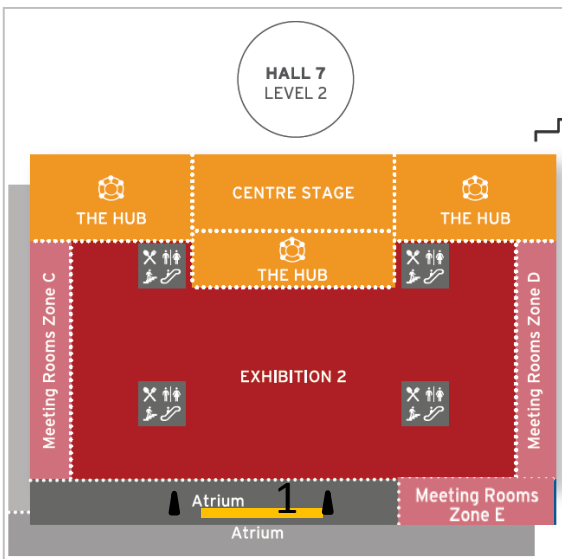
ATRIUM LEVEL 1 TO LEVEL 2



Items are in badge-checked area

Indoors – Hall 7 – Atrium

LEVEL 2 - GLASS PANE 1




Strategically placed between both entrances (left and right) to the Exhibition 2, The Hub and Centre Stage, the uninterrupted flow of delegates will give this glass pane maximum visibility.

- Quantity: 1
- 1 Brandable side: 19,66m² - 18,38m long x 1,07m high

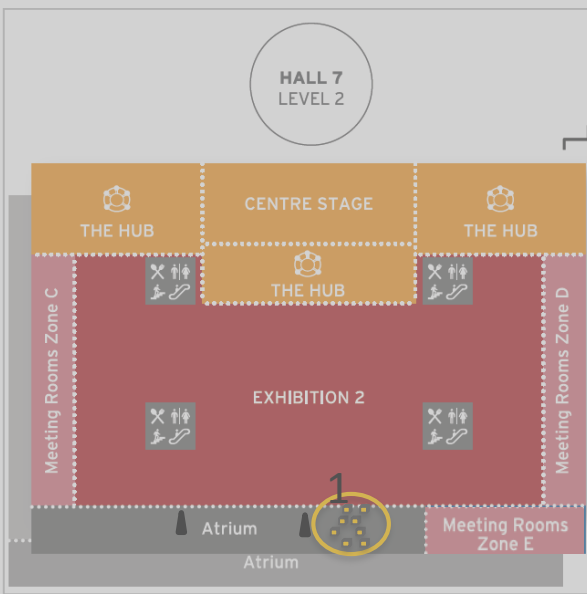
Note that only the inward-facing sides can be branded. The colour of the outward-facing sides will be white.

- Price : **€20,000**
- Accrued points: 8 + 2 bonus points



Indoors – Hall 7 – Atrium

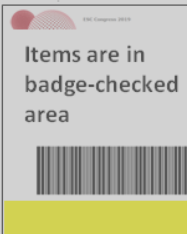
LEVEL 2 - SITTING CUBES 1



This cluster of branded sitting cubes will allow the delegates to have a highly appreciated sitting area right before entering the Exhibition 2, The Hub and Centre Stage, which they will be able to handle and move around at their leisure, thus bringing your message to the tip of their fingers.

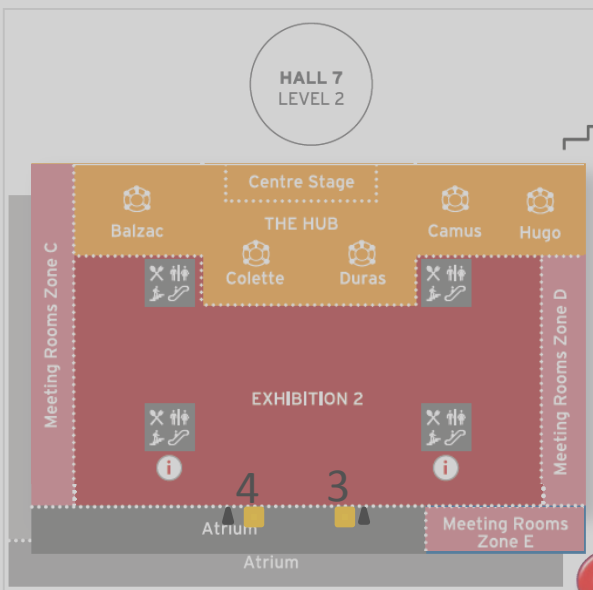
- Quantity: 1 cluster of 50 cubes (5 sides to advertise)
- Brandable size: each is 48 x 48 x 48cm
- Price for 50 sitting cubes: **€30,000**
- Accrued points: 12 + 3 bonus points

Sold out



Indoors – Hall 7 – Atrium

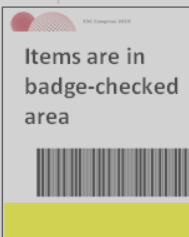

LEVEL 2 – DROP BANNERS 3-4



Located in the Atrium Level 2, these 2 drop pillars will be situated at eye level and will ensure any information you wish to make relevant to the delegates will quickly find its way to them.

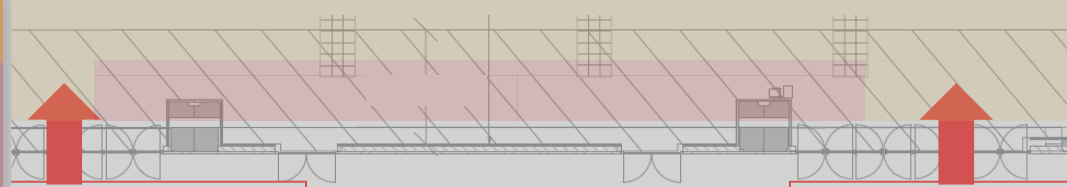
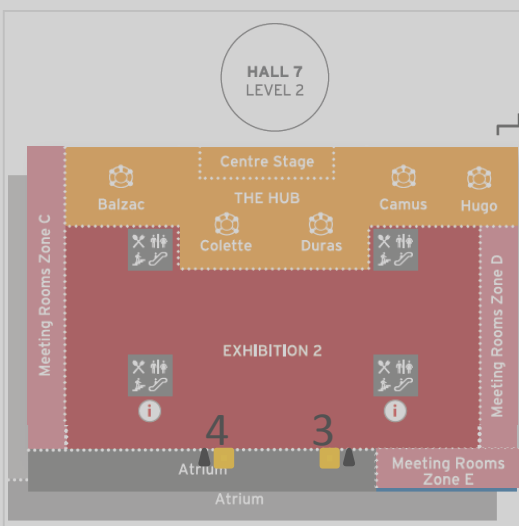
- Quantity: 2
- Banner size:
 - Drop banner 3: 1,23m long x 4m high
 - Drop banner 4: 0,97m long x 4m high

- Price per banner: **€12,500**
- Accrued points: 5 + 1 bonus point



Indoors – Hall 7 – Atrium

LEVEL 2 - DROP BANNERS 3-4



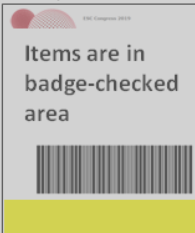
Access to the Hall

Access to the Hall


Sold out



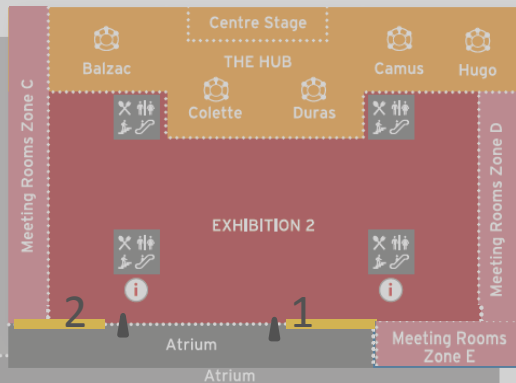
ATRIUM LEVEL 2



Items are in
badge-checked
area



HALL 7
LEVEL 2



Indoors – Hall 7 – Atrium

LEVEL 2 - LARGE BANNERS 1-2

Welcome delegates into the Exhibition 2, The Hub and Centre Stage with your key message and thus ensure they make a stop at your booth along the way.

- Quantity: 2
- Brandable size:

Large banner 1: 4,68m long x 5,78m high

Large banner 2: 4,81m long x 5,78m high

- Prices & accrued points per banner: **€30,000** / 12 + 3 bonus points

Sold out



Items are in
badge-checked
area



Indoors – Hall 7

LEVEL 2 - BACKLIT BLUE BLOCK



Located in the connection staircase between **the Exhibition 2 on level 2 to Exhibition 1 on level 1 and Wallages & Posters Area on level 3**, the panel will be situated at eye level and will ensure any information you wish to make relevant to delegates will quickly find its way to them.

Sold out

- Quantity: 1
- Standable size: 3m long x 1,80m high - The backlit wall will be installed 30cm above the floor

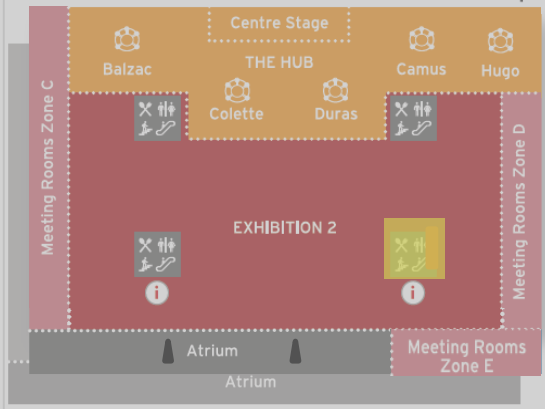
- Price & accrued points: **€20,000** / 8 + 2 bonus points



Items are in
badge-checked
area



HALL 7
LEVEL 2



Indoors – Hall 7

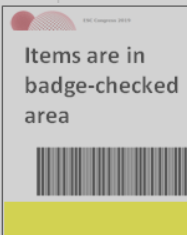
LEVEL 2 - BACKLIT YELLOW BLOCK

Located in the connection staircase between **the Exhibition 2 on level 2 to Exhibition 1, Digital Health Area, Village 1 on level 1 and Villages & Posters Area on level 3**, the panel will be situated at eye level and will ensure any information you wish to make relevant to delegates will quickly find its way to them.

Sold out

Quantity: 1

- Breakable size: 3m long x 1,80m high - The backlit wall will be installed 30cm above the floor
- Price & accrued points: **€20,000** / 8+ 2 bonus points



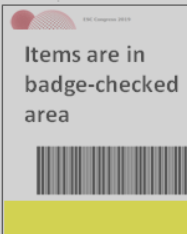
Indoors – Hall 7

LEVEL 2 - BACKLIT GREEN BLOCK

Located in the connection staircase between **the Exhibition 2, The Hubs on level 2, the Exhibition 1 on level 1 and Villages & Posters Area on level 3**, the panel will be situated at eye level and will ensure any information you wish to make relevant to delegates will quickly find its way to them.

- Quantity: 1
- Brandable size: 3m long x 1,80m high - The backlit wall will be installed 30cm above the floor
- Price & accrued points: **€20,000** / 8 + 2 bonus points

Sold out

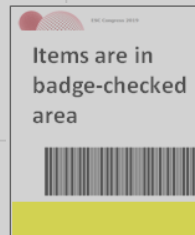


Indoors – Hall 7

LEVEL 2 - BACKLIT RED BLOCK

Located in the connection staircase between **the Exhibition 2, The Hubs on level 2, the Exhibition 1, Digital Health Area, Village 1 on level 1 and Villages & Posters Area on level 3**, the panel will be situated at eye level and will ensure any information you wish to make relevant to delegates will quickly find its way to them.

- Quantity: 1
- Brandable size: 3m long x 1,80m high - The backlit wall will be installed 30cm above the floor
- Price & accrued points: **€20,000** / 8 + 2 bonus points



Indoors – Hall 7 – Atrium

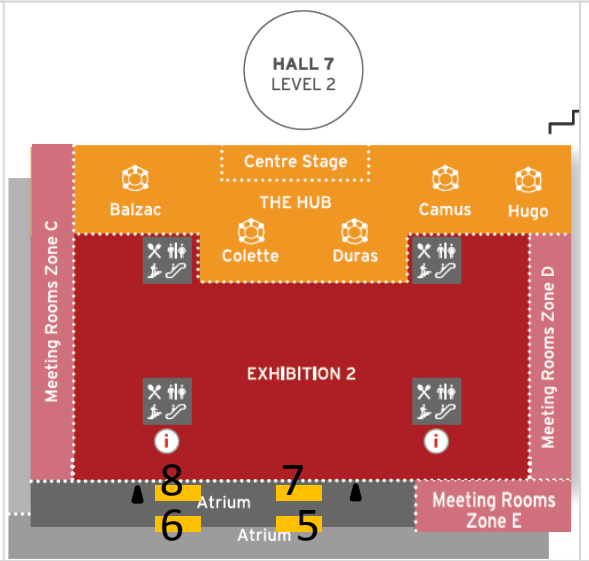
LEVEL 2 – ESCALATORS 5-6-7-8

Delegates heading to the lecture rooms on the third floor will be given the opportunity to read your key message before attending the scientific sessions of their choice.



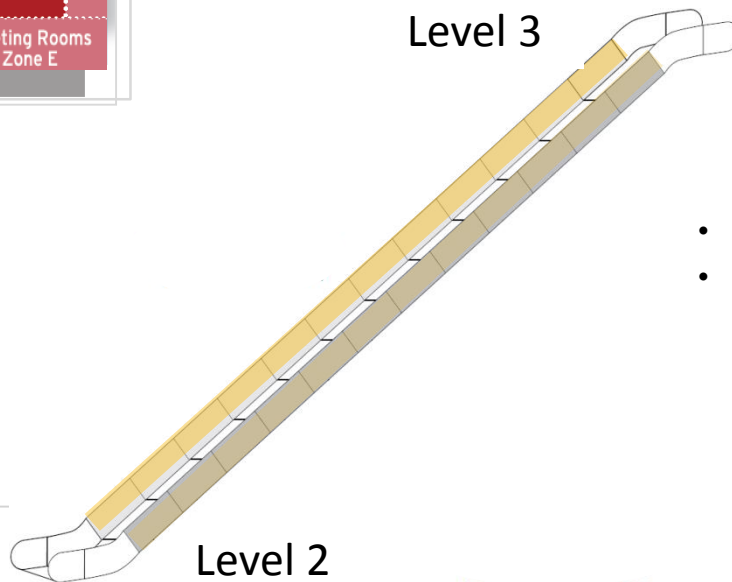
- Quantity: 4 escalators
- 2 Brandable sides per escalator: each side 15,60m long x 0,66m high

Note that only the inward-facing sides can be branded. The colour of the outward-facing sides will be white.

- Price per escalator: **€20,000**
- Accrued points: 8 + 2 bonus points



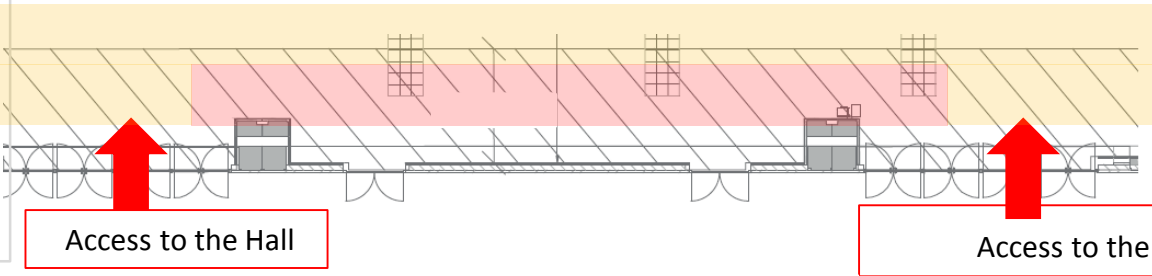
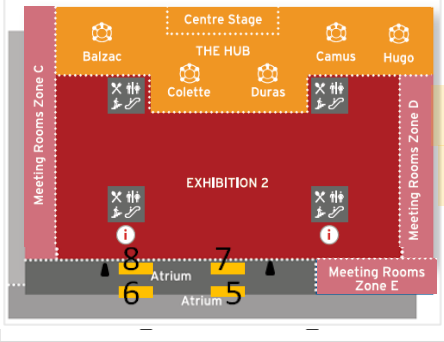
Level 3



HALL 7
LEVEL 2

Indoors – Hall 7 – Atrium

LEVEL 2 – ESCALATORS 5-6-7-8



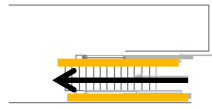
Access to the Hall

Access to the Hall

Up 7:00 to 9:30 / Down 9:30 to 20:00 8




Down from Level 3 to Level 2 6



7 Up from Level 2 to Level 3



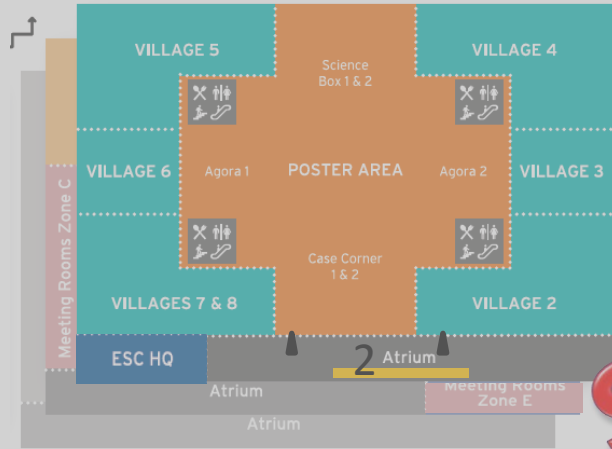
5 Up from Level 2 to Level 3



ATRIUM FROM LEVEL 2 TO LEVEL 3

Items are in badge-checked area

HALL 7
LEVEL 3



Indoors – Hall 7 – Atrium

LEVEL 3 - GLASS PANE 2


With the Eiffel Tower in the background, it is certain delegates will often be facing your advert, and there is no doubt your brand will appear on more than a few souvenirs pictures!


Quantity: 1

- 1 brandable side: 19,69m² - 18,41m long x 1,07m high


Note that only the inward-facing side can be branded. The colour of the outward-facing side will be white.

- Price: **€20,000**
- Accrued points: 8 + 2 bonus points

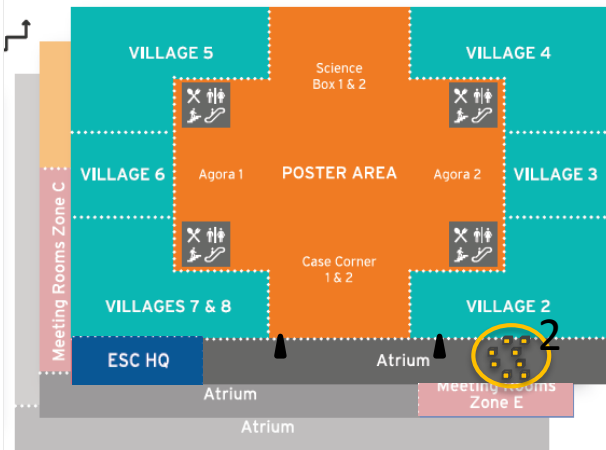


 ESC Congress 2019

Items are in
badge-checked
area



HALL 7
LEVEL 3




Indoors – Hall 7 – Atrium

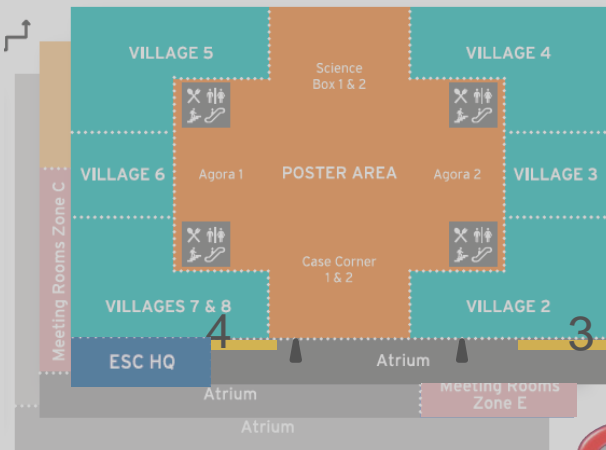
LEVEL 3 - SITTING CUBES 2

This cluster of 50 branded cubes will allow the delegates to have a highly appreciated sitting area in close vicinity of the majority of lecture rooms as well as the Poster Area. There is no doubt delegates will be glad to make themselves comfortable on these sitting cubes before attending their scientific sessions.

- Quantity: 1 cluster of 50 cubes (5 sides to advertise)
- Brandable size: each is 48 x 48 x 48cm
- Price for 50 sitting cubes: **€30,000**
- Accrued points: 12 + 3 bonus points



HALL 7
LEVEL 3



Indoors – Hall 7 – Atrium



European Society
of Cardiology

LEVEL 3 – LARGE BANNERS 3-4

Make the most of the uninterrupted flow of delegates passing through every day of the congress and promote your activities – including the sessions you will be running.

- Quantity 2

- Available size:

- Large banner 3:** 4,68m long x 5,78m high

- Large banner 4:** 4,81m long x 5,78m high

- Price & accrued points per banner: **€30,000** / 12 + 3 bonus points



Items are in badge-checked area

ESC Congress 2017

Indoors – Hall 7

LEVEL 3 - BACKLIT BLUE BLOCK

Located in the connection staircase between **Villages & Posters area on level 3, the Exhibition 2 on level 2 and the Exhibition 1 on level 1**, the panel will be situated at eye level and will ensure any information you wish to make relevant to delegates will quickly find its way to them.

- Quantity: 1
- Brandable size: 3m long x 1,80m high - The backlit wall will be installed 30cm above the floor
- Price & accrued points: **€20,000** / 8 + 2 bonus points



HALL 7
LEVEL 3




Indoors – Hall 7

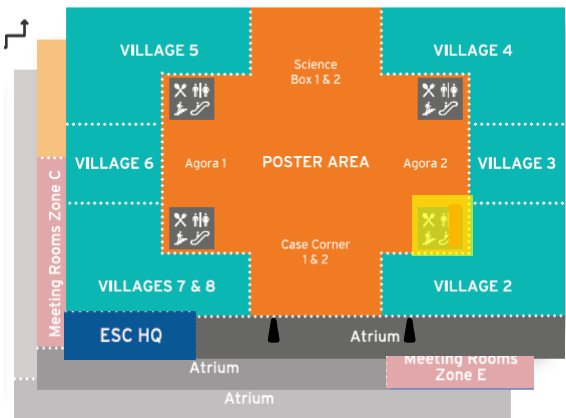
LEVEL 3 - BACKLIT YELLOW BLOCK

Located in the connection staircase between **Villages & Posters area on level 3**, the **Exhibition 2 on level 2** and the **Exhibition 1, Digital Health area, Village 1 on level 1**, the panel will be situated at eye level and will ensure any information you wish to make relevant to delegates will quickly find its way to them.

- Quantity: 1
- Brandable size: 3m long x 1,80m high - The backlit wall will be installed 30cm above the floor
- Price & accrued points: **€20,000 / 8 + 2 bonus points**



HALL 7
LEVEL 3



Requirement Specifications

INFORMATION FOR FILES PREPARATION / SUPER WIDE FORMAT DIGITAL PRINTING

- **Software:** *Photoshop, Illustrator, InDesign, xPress*
- **Preparation of artworks**
 - *Put your files to scales 1, 1/2, 1/4 or 1/10th*
 - *Never put your file to scale 1/3*
 - *Prepare your files with CMYK color space*
 - *Provide PDF files*
 - *Never activate the subsampling when creating the PDF*
 - *In case of hesitation, provide the native file format*
 - *In case of chromatic requirement, please join a Cromalin*
 - *Always provide a low resolution PDF or JPEG*
 - *Always send all fonts used or vectorised*
 - *Please find attached the setting distiller used by Metropole*

Size to your file: final format

- *For images below 1m² at 150dpi (final format)*
- *For images between 1m² and 3m² at 100dpi (final format)*
- *For images between 3m² and 20m² at 70dpi (final format)*
- *For images between 20m² and 50m² at 50dpi (final format)*
- *For images between 50m² and 200m² at 30dpi (final format)*
- *For images above 200m² at 15dpi (final format)*
- *5cm bleed-zone at final needed (ex: for a file to scale 1/10th = 5mm)*
- *Vector logos*
- *Send your files via CD, USB key*

Indoors & Outdoors

3D PROJECT

You have the opportunity to be creative and to mark your presence at ESC Congress 2019 in an innovative way. Your project will be subject to ESC validation.

Deadline to submit your 3D Project:

- **31 May 2019:** to request the creation of the digital modelling to our official supplier Metropole
- **29 June 2019:** to submit the digital modelling to our official supplier Metropole.

[TAKE A LOOK AT THE PRESENTATION](#)

Contact us for further enquiries: sponsorship@escardio.org

