

QUICKFINDER 2015

FURNITURE AND FLOOR COVERINGS BROCHURE



Transform your stand into the main attraction with high quality furniture and floor coverings that will complement any stand design.

Those extra little details can go a long way to creating a truly lasting impression. By supplying your event requirements we work together with you to create an eye catching display that ensures you stand out from the crowd.

With operations around the world including the United States, Canada, the UK, Germany, Holland and the UAE, you can find local solutions on a global scale.

Short on time? No problem. Simply log on to our Dashboard to access online ordering and a whole range of exhibiting services, help and advice. You can also call our ServiCentre where you will find fully trained staff who can guide you every step of the way, leaving you to focus on making your event a success.

Prices are quoted for the duration of the event providing the total hire period does not exceed 7 days and are subject to VAT at the prevailing rate.

+44 (0)2476 380 180

www.gesdashboard.co.uk



KEY

BE Beige	GR Granite	RD Red	WB White & Black
BK Black	GY Grey	SB Sky Blue	WG White & Green
BU Blue	KI Khaki	SD Sand	WO White & Orange
CE Cerise	LG Lime	TU Turquoise	WR White & Red
CL Clear	NV Navy	VI Violet	WY White & Yellow
CH Charcoal	OR Orange	WT White	WBK White & Black
CR Cream	PK Pink	YW Yellow	WBU White & Blue
FU Fushia	PU Purple	NT Natural	WGY White & Grey
GN Green	DG Dark Grey	Lockable	WRD White & Red
OK Oak	TW Tiger Wood	Light	Aluminium
	Walnut	Rotates (will need to purchase power separately)	Chrome

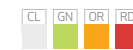
CHAIRS & TABLES

Chairs and tables that blend comfort with sleek, contemporary style. Featuring a number of fabrics and finishes, these are the perfect accompaniment for every space.



LIGHT CHAIR
CH15

D 450
H 790
W 400
SH 460



SPUTNIK
ADJUSTABLE
CHAIR
CH19

D 520
H 880-1030
W 520
SH 500-650



AIR CHAIR
CH16

D 510
H 775
W 490
SH 470



STACKING CHAIR
CH45

D 560
H 820
W 500
SH 460



Can be linked



JAM CHAIR
CH49

D 530
H 780
W 490
SH 420



ISO CHAIR
CH83

D 550
H 820
W 530
SH 480



Can be linked



HI-LITE CHAIR
CH60

D 560
H 830
W 570
SH 460



To view our
Chairs & Tables
as sets please
go to page 6



HI-LITE CHAIR
(WITH ARMS)
CH59

D 560
H 830
W 570
SH 460



ATLANTA
HOSPITALITY
CHAIR
EV45

D 440
H 830
W 400
SH 460



SORRENTO
CHAIR
CH31

D 530
H 750
W 530
SH 470



GENOA
HOSPITALITY
CHAIR
EV06

D 460
H 825
W 410
SH 460



To order visit www.gesdashboard.co.uk or call our ServiCentre on +44 (0)2476 380 180

Please note: All measurements are in millimetres DIA = diameter D = depth H = height W = width SH = seat height L = length

MARIKA CHAIR
CH52



D 400
H 820
W 400
SH 480

TU OR BU CE GY LG

TOP HAT CHAIR
CH91A



D 410
H 890
W 435
SH 475

NT

PUZZLE CHAIR
CH14



D 660
H 870
W 540
SH 460

WT GR

MANNHEIM ROUND TABLE
TB41



DIA 800
H 730

BK

Exhibit with ease.
We deliver straight
to your stand

SQUARE TABLE
TB49



D 700
H 720
W 700

BK

ROMA CHAIR
CH12



D 450
H 810
W 550
SH 470

BK

FOLDING
SAMSONITE
CHAIR
EV26WT



D 500
H 800
W 490
SH 430

WT

LYNX LINKING
CHAIR
EV10



D 575
H 860
W 430
SH 460

RD

MILO TABLE
TB76



D 755
H 720
W 755

BK WT NT

GLASS LAYERED TABLE
TB47



D 800
H 750
W 800

BK WT RD GN

SMALL STANDARD TABLE
TB03



D 700
H 725
W 700

BK WT NT

ARC TABLE
TB77



DIA 750
H 730

BK WT NT

MEDIUM ROUND TABLE
TB59



DIA 800
H 730

BK WT NT

DISC TABLE
TB46



DIA 800
H 720

Wood BK WT NT Glass DG CL

MEDIUM STANDARD TABLE
TB04



D 700
H 725
W 1000

BK WT NT

SILHOUETTE TABLE
TB42



D 800
H 725
W 1200

BK WT NT

LARGE ROUND TABLE
TB103



DIA 1000
H 720

BK WT NT

To place an order go to
www.gesdashboard.co.uk
or call our ServiCentre on
+44 (0)2476 380 180

FOLDING TABLE
TB09



DIA 800
H 750

BK WT RD GN

LARGE STANDARD TABLE
TB05



D 800
H 725
W 1200

BK WT NT

SORRENTO OVAL TABLE
TB43



DIA 1160
H 740
W 1600

BK WT

SPUTNIK
ADJUSTABLE
TABLE
TB80



DIA 600
H 680-930

BK WT BU RD PU OR GN YW


QUAD TABLE
TB45



DIA 1100
H 730

CL

MANNHEIM SQUARE TABLE
TB15



D 700
H 720
W 700

BK

MODULINE BOARD TABLE
TB113



D 900
H 760
W 2000

BK

STANDARD BOARDROOM TABLE
TB63A



D 1100
H 760
W 2200

BK NT

LARGE BOARDROOM TABLE
TB63



D 1100
H 760
W 2910



UTILITY TABLE
4FT EV43
6FT EV44



D (4ft) 600
D (6ft) 755
H 760
W (4ft) 1220
W (6ft) 1810



SET

JAM CHAIR & FOLDING TABLE



SET

PUZZLE CHAIR & QUAD TABLE



SET

SPUTNIK ADJUSTABLE CHAIR & SPUTNIK ADJUSTABLE TABLE



SET

LIGHT CHAIR & DISC TABLE



SET

MARIKA CHAIR & ARC TABLE



SET

AIR CHAIR & QUAD TABLE



SET

GENOA HOSPITALITY CHAIR & MILO TABLE



SET

ISO CHAIR & MEDIUM ROUND TABLE



BARSTOOLS & TABLES

Style and versatility that provides an excellent addition to receptions, bars and catering areas.



LIGHT ADJUSTABLE BAR STOOL
ST29

D 360
H 920-1130
W 400
SH 570-780



JAM BAR STOOL
ST26

D 440
H 920
W 440
SH 810



TWIST BAR STOOL
ST14

D 380
W 380
SH 750



SPUTNIK ADJUSTABLE BAR STOOL
ST40

D 440
H 590-810
SH 645



Z BAR STOOL
ST07

D 400
W 450
SH 770



DELTA BAR STOOL
ST05

D 490
H 970
W 440
SH 820



To view our Bar Stools & Tables as sets please go to pages 8 & 9



STACKER BAR STOOL
ST15

D 430
H 930
W 480
SH 760



SIENNA BAR STOOL
ST09

D 380
H 1040
W 360
SH 770



HI-LITE BAR STOOL
ST12

D 570
H 1050
W 560
SH 770









BAR STOOL
ST01

D 340
W 340
SH 750



 <p>SPACE BAR STOOL ST11</p> <p>D 470 H 1080 W 410 SH 770</p> <p>NT</p>	 <p>SURF BAR STOOL ST21</p> <p>D 400 H 935 W 400 SH 795</p> <p>NT</p>	 <p>FOLDING BAR TABLE TB12</p> <p>DIA 600 H 1050</p> <p>BK WT RD GN</p>
 <p>BAR TABLE TB61</p> <p>DIA 610 H 1100</p> <p>BK WT NT</p>	 <p>SPUTNIK ADJUSTABLE TABLE TB80</p> <p>DIA 600 H 680 - 930</p> <p>BK WT BU RD PU OR GN YW</p>	
 <p>SIENA SQUARE BAR TABLE TB60AS</p> <p>D 750 H 1100 W 750</p> <p>BK WT NT</p>	 <p>SIENA BAR TABLE TB60</p> <p>DIA 610 H 1100</p> <p>BK WT NT</p>	 <p>SIENA ROUND BAR TABLE TB60AR</p> <p>DIA 750 H 1100</p> <p>BK WT NT</p>
 <p>MILU BAR TABLE TB106</p> <p>DIA 600 H 1100</p> <p>BK</p>	<p>To place an order go to www.gesdashboard.co.uk or call our ServiCentre on +44 (0)2476 380 180</p>	
		 <p>GLASS BAR TABLE TB48</p> <p>DIA 600 H 1030</p> <p>CL</p>

 <p>SET</p> <p>TWIST BAR STOOL & BAR TABLE</p>	 <p>SET</p> <p>SPUTNIK ADJUSTABLE BAR STOOL & TABLE</p>
---	---

 <p>SET</p> <p>Z BAR STOOL & MILU BAR TABLE</p>	 <p>SET</p> <p>HI-LITE BAR STOOL & GLASS BAR TABLE</p>
 <p>SET</p> <p>DELTA BAR STOOL & SIENA SQUARE BAR TABLE</p>	 <p>SET</p> <p>SIENA BAR STOOL & SIENA ROUND BAR TABLE</p>
 <p>SET</p> <p>JAM BAR STOOL & SIENA BAR TABLE</p>	 <p>SET</p> <p>STACKER BAR STOOL & GLASS BAR TABLE</p>

ALL SETS CAN BE ORDERED IN THE RANGE OF COLOURS AVAILABLE FOR THE INDIVIDUAL ITEMS.

DID YOU KNOW THAT YOU CAN NOW ORDER
YOUR FURNITURE ONLINE?



www.gesdashboard.co.uk

LOUNGE & COFFEE TABLES

Deep armchairs and soft sofas create a relaxed and inviting environment for entrances, lounges, offices and VIP areas. Choose from a wide variety of styles in both leather and upholstered finishes. An array of coffee tables, carefully designed to complement your style and concept.

 <p>LEON ARMCHAIR LS92</p> <p>D 820 H 800 W 840 SH 360</p> <p>Leather [BK] [WT] Fabric [BK] [BU] [RD]</p>	 <p>LEON SOFA LS91</p> <p>D 820 H 800 W 1520 SH 360</p> <p>Leather [BK] [WT] Fabric [BK] [BU] [RD]</p>		
 <p>ONDA SOFA LS56</p> <p>D 700 H 680 W 1300 SH 390</p> <p>Leather [BK] [WT] Fabric [BK] [BU] [RD]</p>	 <p>ONDA ARMCHAIR LS57</p> <p>D 700 H 680 W 760 SH 390</p> <p>Leather [BK] [WT] Fabric [BK] [BU] [RD]</p>		
 <p>ARTIFORT REST LS11</p> <p>D 380 H 550 W 360 SH 460</p> <p>[BK] [CE] [GN] [VI]</p>	 <p>PEBBLE POUF (with scollop) LS12</p> <p>DIA 730 H 425</p> <p>[BK] [BU] [RD]</p>	 <p>PEBBLE POUF (w/o scollop) LS14</p> <p>DIA 730 H 425</p> <p>[BK] [BU] [RD]</p>	
<p>To view our Lounge Furniture & Coffee Tables as sets please go to page 13</p>			 <p>PILLOW SOFA LS60</p> <p>L 1800 H 680 W 900 SH 400</p> <p>[BU]</p>

 <p>FLORENCE CHAIR LS16</p> <p>D 570 H 790 W 640 SH 450</p> <p>Leather [BK] [WT] Fabric [BK] [BU] [RD]</p>	 <p>FLORENCE SOFA LS17</p> <p>D 570 H 790 W 1150 SH 450</p> <p>Leather [BK] [WT] Fabric [BK] [BU] [RD]</p>		
 <p>MARTINA SEATING UNIT LS04</p> <p>D 670 H 670 W 670 SH 380</p> <p>Leather [BK] [WT] Fabric [BK] [BU] [RD]</p>	 <p>MARTINA CORNER UNIT LS05</p> <p>D 670 H 670 W 670 SH 380</p> <p>Leather [BK] [WT] Fabric [BK] [BU] [RD]</p>	 <p>CUBA CHAIR LS30</p> <p>D 660 H 780 W 730 SH 460</p> <p>[BK] [BU] [RD]</p>	
 <p>HELLO CHAIR LS35</p> <p>D 750 H 700 W 750 SH 380</p> <p>[BK] [BU] [RD]</p>	<p>Place your order today www.gesdashboard.co.uk</p>		 <p>CONTOUR ARMCHAIR LS59</p> <p>D 800 H 1160 W 590 SH 400</p> <p>[BK] [BU] [RD]</p>
 <p>RUBIX SEATING LS97</p> <p>D 500 L 1850 SH 440</p> <p>[GN] [BE] [BU] [RD]</p>		 <p>BLOCK SINGLE UNIT LS51</p> <p>D 410 H 440 W 410</p> <p>[BK]</p>	
 <p>BLOCK DOUBLE UNIT LS52</p> <p>D 410 H 440 W 800</p> <p>[BK]</p>	 <p>BLOCK CORNER UNIT WITH BACK Right LS55R Left LS54L</p> <p>D 495 H 710 W 1100 SH 440</p> <p>[BK]</p>		

BLOCK CORNER UNIT
Right LS50R



D 520
H 440
W 470



BLOCK CORNER UNIT
Left LS53L



D 520
H 440
W 470



CORONET COFFEE TABLE
(with perspex top)
CF27



D 670
H 400
W 670



DRUM COFFEE TABLE
(with perspex top)
CF31



DIA 500
H 410



COFFEE TABLE
CF18A



DIA 600
H 460



EMPIRE GLASS COFFEE TABLE
CF55



D 450
H 550
W 450



DIXIE GLASS COFFEE TABLE
CF23



DIA 600
H 420



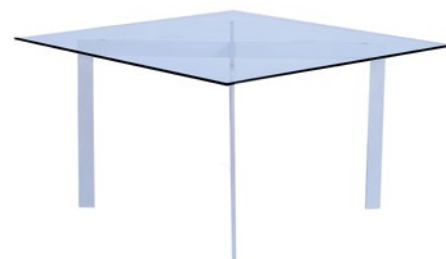
OBELISK COFFEE TABLE
CF50



DIA 750
H 350



BARCELONA COFFEE TABLE
CF05



D 1020
H 460
W 1020



MILAN COFFEE TABLE
CF06



D 700
H 460
W 1000



SET

ARTIFORT REST & EMPIRE GLASS
COFFEE TABLE



SET

PEBBLE POUF (WITH SCOLLOP)
& COFFEE TABLE



SET

CUBA CHAIR & COFFEE TABLE



SET

FLORENCE SOFA, FLORENCE ARMCHAIR
& COFFEE TABLE



SET

CONTOUR ARMCHAIR &
COFFEE TABLE



SET

ONDA SOFA & OBELISK COFFEE TABLE



SET

HELLO CHAIR & EMPIRE GLASS
COFFEE TABLE



SET

ONDA ARMCHAIR & DIXIE GLASS
COFFEE TABLE



ALL SETS CAN BE ORDERED IN THE RANGE OF COLOURS AVAILABLE FOR THE INDIVIDUAL ITEMS.

To secure availability place your order today at
www.gesdashboard.co.uk
or call our ServiCentre
on +44 (0)2476 380 180

DISPLAY OPTIONS

Exuding an elegance and poise that is ideal for café, bar & lounge areas.

LITERATURE RACK
DP48



D 300
H 1630
W 240



BROCHURE UNIT
DP04



D 600
H 970
W 910



LITERATURE RACK
DP46



D 600
H 1600
W 910



LARGE CHROME LITERATURE RACK
DP58




D 450
H 1630
W 910



LARGE CHROME LITERATURE RACK
(with cupboard)
DP59



D 450
H 1630
W 910



LITERATURE RACK
DP03



D 500
H 1660
W 1250



BROCHURE HOLDER
AC68



Dimensions
may vary

D 400
H 1000
W 330



LITERATURE RACK
(with cupboard)
DP76



D 350
H 1690
W 760



LITERATURE RACK
DP75



D 350
H 1690
W 760



We offer you the complete exhibitor service

STAND ALONE
COUNTER
CT60



D 500
H 900
W 500



DISPLAY UNIT
3 Tier DP22



D 300
H 810
W 800



DISPLAY UNIT
4 Tier DP21



D 300
H 1160
W 800



DISPLAY UNIT
5 Tier DP20



D 300
H 1500
W 800



ROTATING
COUNTER TOP
CT62



Requires
500W socket

D 363
H 855
W 363



Exhibit with ease.
Deliveries are prompt
and accurate.

www.gesdashboard.co.uk

COUNTER TOP
SHOWCASE
CT61



Requires
500W socket

D 363
H 855
W 363



COUNTER JEWEL
SHOWCASE
LC01



Requires
500W socket

D 500
H 900
W 1200



COUNTER DISPLAY
SHOWCASE
LC02



Requires
500W socket

D 500
H 900
W 1200



CORNER DISPLAY
COUNTER
LC03



Requires
500W socket

D 750
H 900
W 750



CORNER DISPLAY
COUNTER
LCO4



Requires
500W socket

D 750
H 900
W 750



ROTATING
TALLBOY
SHOWCASE
RS52



Requires
500W socket

D 500
H 1970
W 500



LARGE ROTATING
TALLBOY
SHOWCASE
RS51



Requires
500W socket

D 650
H 1970
W 650



TALLBOY
SHOWCASE
TS31



Requires
500W socket

D 500
H 1970
W 500



TALLBOY
SHOWCASE
TS32



Requires
500W socket

D 500
H 1970
W 500



CENTRE
SHOWCASE
TS33



Requires
500W socket

D 500
H 1970
W 1000





CENTRE SHOWCASE TS34
Requires 500W socket

D 500
H 1970
W 1000

Chrome



CORNER SHOWCASE TS35
Requires 500W socket

D 750
H 1970
W 750

Chrome

Place your order today
www.gesdashboard.co.uk



CORNER SHOWCASE TS36
Requires 500W socket

D 750
H 1970
W 750

Chrome



SINGLE COUNTER DP68

D 550
H 870
W 550

BK WT BU RD GY



DISPLAY / COMPUTER PLINTH DP41

D 600
H 1100
W 600

BK WT BU RD GY



RECEPTION COUNTER DP42

D 600
H 1130
W 1000

BK WT BU RD GY
1 fixed shelf



STEPPED COUNTER DP69

D 1590
H 870
W 1590

BK WT BU RD GY



CORNER DISPLAY UNIT DP81

D 1070
H 1600
W 1070

BK WT BU RD GY



CHROME DISPLAY UNIT DP60
Dimensions available on request

Chrome



CORNER RECEPTION COUNTER DP47

D 600
H 1130
W 1660

BK WT BU RD GY



COUNTER UNIT DP23
1 fixed shelf

D 630
H 900
W 1000

WT



RECEPTION COUNTER DP24

D 500
H 920
W 1000

WT



CORNER COUNTER UNIT DP25
1 fixed shelf

D 980
H 900
W 980

WT



BOW FRONT COUNTER DP72
1 fixed shelf

D 600
H 870
W 1070

WT



SMALL PLINTH DP26

D 500
H 250
W 500

WT



MEDIUM PLINTH DP27

D 500
H 500
W 500

WT



LECTERN DP63

D 500
H 1105
W 600

GY



COMPUTER TABLE DP65

D 700
H 1025
W 910

GY



FLIP CHART (includes one pad) DP80
REFILL PADS DP79

D 500
H 1820
W 720

GY



LARGE INFO SIGN AC66

H 1710
W 950
Display Area
H 735
W 950

GY



1M SCREEN DP77

H 1950
W 1000

GY

To secure availability place your order today at
www.gesdashboard.co.uk
or call our ServiCentre
on **+44 (0)2476 380 180**

OFFICE

Intelligent and practical designs, which offer solutions for storage, workspaces and office environments.



FLIP-UP DESK
Standard **DS50**
Large **DS51**

D 800
H 725
W (S) 1200
W (L) 1600



BLACK HAT & COAT STAND
AC07

Plastic spheres come in Black, Lime Green, Purple, Orange

H 1750



REMUS EXECUTIVE CHAIR
CH79

D 630
H 1150-1230
W 600
SH 470-550



POLAR LOW CUPBOARD
CB01

1 fixed shelf
D 500
H 730
W 1020



POLAR MEDIUM CUPBOARD
CB02

1 fixed shelf
D 530
H 870
W 1020



DESK
DS33

D 800
H 725
W 1600



3 DRAWER PEDESTAL
CB60

D 490
H 560
W 435



BLACK PEDESTAL
CB51

Handles come in Black, Lime Green, Purple, Orange

D 500
H 600
W 450



BLACK 2 DOOR CUPBOARD
CB50

Handles come in Black, Lime Green, Purple, Orange
1 fixed shelf

D 500
H 1000
W 1000



MODULINE BANKING UNIT
DS116

D 800
H 725/1030
W 1600



MODULINE DESK
DS32

D 800
H 725
W 1200



MESH BACK OFFICE CHAIR
CH30

D 630
H 990-1070
W 600
SH 470-550



EXECUTIVE LEATHER CHAIR
CH21

D 600
H 1100-1200
W 650
SH 430-530



DRAFTSMAN CHAIR
ST25

D 600
H 1040-1310
W 470
SH 600-870



MODULINE EXTRA TALL STORAGE UNIT
CB68A

Black
3 adjustable shelves
D 530
H 1850
W 950



MODULINE TALL STORAGE UNIT
CB68

D 420
H 1650
W 800



MODULINE MEDIUM STORAGE UNIT
CB69

1 adjustable shelf
D 420
H 1000
W 800



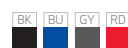
TYPIST CHAIR
CH01

D 630
H 1150-1230
W 600
SH 420-525



BOOKING STOOL
ST31

D 450
H 910
SH 700



REMUS MANAGER CHAIR
CH78

D 630
H 990-1070
W 600
SH 470-550



MODULINE LOW STORAGE UNIT
CB70

1 shelf
D 420
H 850
W 800



REMUS DESK
DS30


D 800
H 725
W 1600



TYPIST DESK
DS31


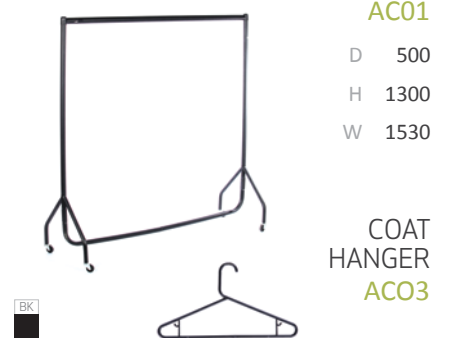
D 570
H 680
W 1250



3 DRAWER PEDESTAL
CB582 DRAWER PEDESTAL
CB59INVICTA 2 DRAWER
CABINET
CB08MODULINE CREDENZA
CB713 DRAWER PEDESTAL
CB57INVICTA SINGLE
WAVE DESK
Left DS28L
Right DS28RINVICTA DESK
DS29INVICTA LOW
STORAGE UNIT
CB06COMPUTER PLINTH
CB80

USEFUL EXTRAS

Adding that finishing touch to complement your event environment and really bring your space together.

BARRIER POST
AC05FLEXI BARRIER
AC08GARMENT RAIL
AC01REFRIGERATOR
AC10WASTE BIN
AC11SWING BIN
AC29CHEVAL MIRROR
AC16HAT & COAT STAND
AC02HAT & COAT STAND
AC25CARRIER BAG
HOLDER
AC40

Order the finishing touches for your stand using our online dashboard

CARRIER BAG
HOLDER
AC67

To secure availability place your order today at
www.gesdashboard.co.uk
or call our ServiCentre
on **+44 (0)2476 380 180**

DESIGNER RANGE

Our Designer Range consists of stylish contemporary and retro furniture and offers stunning products conceived by some of the most respected names in the furnishings industry. Our unique, iconic items take inspiration from the famous 'Egg and Swan chairs', the 'Eames' chairs, Chaise chairs and loungers.



DOME CHAIR
DE63

D 620
H 800
W 620
SH 460



LILY CHAIR
DE65

D 580
H 810
W 545
SH 420



TOM VAC CHAIR
DE71

D 530
H 810
W 620
SH 480



TURAIS CHAIR
DE66

D 500
H 800
W 530
SH 450



VIERA CHAIR
DE72

D 570
H 710
W 560
SH 430



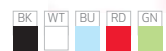
PANTON CHAIR
DE64

D 570
H 860
W 480
SH 440



DAW CHAIR
DE67M
metal legs
DE67W
wooden legs

D 610
H 775
W 620
SH 450



DSR CHAIR
DE68

D 560
H 815
W 470
SH 450



DSW CHAIR
DE69

D 540
H 810
W 470
SH 450



GHOST CHAIR
DE61

D 565
H 920
W 540
SH 470



CHAISE CHAIR
DE104

W 610
H 980
L 1980



OVERSIZED BEANBAG
DE112

W 1400
H 1800



BARCELONA CHAIR
DE99

D 790
H 830
W 750
SH 430



BARCELONA OTTOMAN
DE101

D 620
H 440
W 600
SH 430



BARCELONA
2 SEATER SOFA
DE100

D 850
H 800
L 1430
SH 430



BARCELONA
2 SEATER OTTOMAN
DE102

D 560
L 1500
SH 430



COMFORT ADJUSTABLE
BAR STOOL
DE46

D 520
H 830-1050
W 520
SH 620-840



To place an order go to
www.gesdashboard.co.uk
or call our ServiCentre on
+44 (0)2476 380 180



SLICE BAR STOOL
DE42

D 455
H 825
W 470
SH 765



HEXA BAR STOOL
DE41

D 460
H 850
W 530
SH 775



SLEEK BAR STOOL
DE44

D 420
H 740-860
W 360
SH 670-800



KUBUS CHAIR
DE106

D 930
H 730
W 750
SH 410



KUBUS 2 SEATER SOFA
DE107


D 750
H 730
L 1660
SH 410



KUBUS 3 SEATER SOFA
DE108

D 750
H 730
L 2100
SH 410






LOUNGER CHAIR
DE105

Chair		Foot Stool	
D	860	D	650
H	900	H	420
W	860	W	540


[BK] [WT]



EGG CHAIR
DE110

D	700
H	1100
W	600
SH	435


[BK] [RD]



SWAN CHAIR
DE111

D	750
H	850
W	630
SH	420

[BK] [BU] [RD]



NOGUCHI COFFEE TABLE
DE01

D	900
H	360
W	1260

[BK] [NT]

DID YOU KNOW THAT YOU CAN NOW ORDER
YOUR FURNITURE ONLINE?



www.gesdashboard.co.uk

OUTDOOR

Stylish, practical and durable items to enhance every outdoor environment.



VERONA CHAIR
CH39

D	530
H	770
W	500
SH	450

[Chrome]



NAPOLI CHAIR
CH40

D	410
H	820
W	470
SH	470

[Chrome]



VERONA TABLE
TB10

DIA	600
H	700

[Chrome]



BAROLO SQUARE TABLE
TB101

D	600
H	730
W	600

[Chrome]



LUNA STOOL
ST03

D	520
H	970
W	420
SH	760

[Chrome]



LUNA BAR TABLE
TB51

DIA	600
H	1105

[Chrome]



PATIO CHAIR
GF03

D	470
H	760
W	560
SH	430

[WT]



PATIO TABLE
GF02

DIA	720
H	750

[WT]



WOODEN PICNIC BENCH
EV30

D	600
H	880
W	1460
SH	400

[NT]

SET



PATIO CHAIR & PATIO TABLE

SET



LUNA BAR STOOL & LUNA BAR TABLE

ALL SETS CAN BE ORDERED IN THE RANGE OF COLOURS AVAILABLE FOR THE INDIVIDUAL ITEMS.

To order visit www.gesdashboard.co.uk or call our ServiCentre on +44 (0)2476 380 180


Please note: All measurements are in millimetres DIA = diameter D = depth H = height W = width SH = seat height L = length

BESPOKE RANGE

We are delighted to introduce to you our bespoke range of furniture – specifically designed with the exhibition and event market in mind.

LINEAR ARMCHAIR

BS01



D 920

H 620

W 1150

SH 450

LINEAR SOFA

BS02



D 920

H 620

W 2000

SH 450

Create a truly unique concept with our bespoke furniture.

Call our ServiCentre on
0844 879 3226
/ +44 (0)2476 380 180

LINEAR COFFEE TABLE

BS03



D 700

H 330

W 1450

LINEAR BENCH

(with individual seat pads)

BS30



D 450

H 450

W 1600

LINEAR BISTRO CHAIR

BS10



D 450

H 850

W 400

SH 450

LINEAR BENCH

(with full seat cushion)

BS30



Also available without cushion

D 450

H 450

W 1600

LINEAR BISTRO TABLE

BS20



H 720

DIA 750

LINEAR BISTRO STOOL

BS11



D 450

H 880

W 400

SH 750

LINEAR BAR TABLE

BS21




H 1100

DIA 600

LINEAR DISPLAY BOX

Small BS50




D 600

H 300

W 600

LINEAR DISPLAY BOX

Medium BS51



D 600

H 600


W 600

Available in
12 base colours or
request a specific
Pantone colour

For any bespoke colour a
10% surcharge will apply

LINEAR DISPLAY BOX

Large BS52



D 600

H 900

W 600

LINEAR WALLING

1m BS53

2m BS54



D 200

H 1000

LINEAR CORNER BAR UNIT

BS40



D 850

H 1180

W 850

LINEAR STRAIGHT BAR UNIT


BS41



D 500

H 1180

W 1200



Example of Linear Corner Bar Unit and
Linear Straight Bar Unit combined



All furniture comes in these standard colours. For a bespoke colour a 10% surcharge will be added to the price.
Orders need to be placed a minimum of 4 weeks prior to the event.

BRANDED FURNITURE

Transform your space with an eye-catching design.



CHAIR
GR01

D 590
H 890
W 510



BROCHURE HOLDER
GR03

D 350
H 1250
W 460



COMPUTER PLINTH
GR02

Top
H 700
W 700
Base
D 575
H 1100
W 575



STANDEE
GR04

H 1600
W 800



DESK COUNTER
GR05

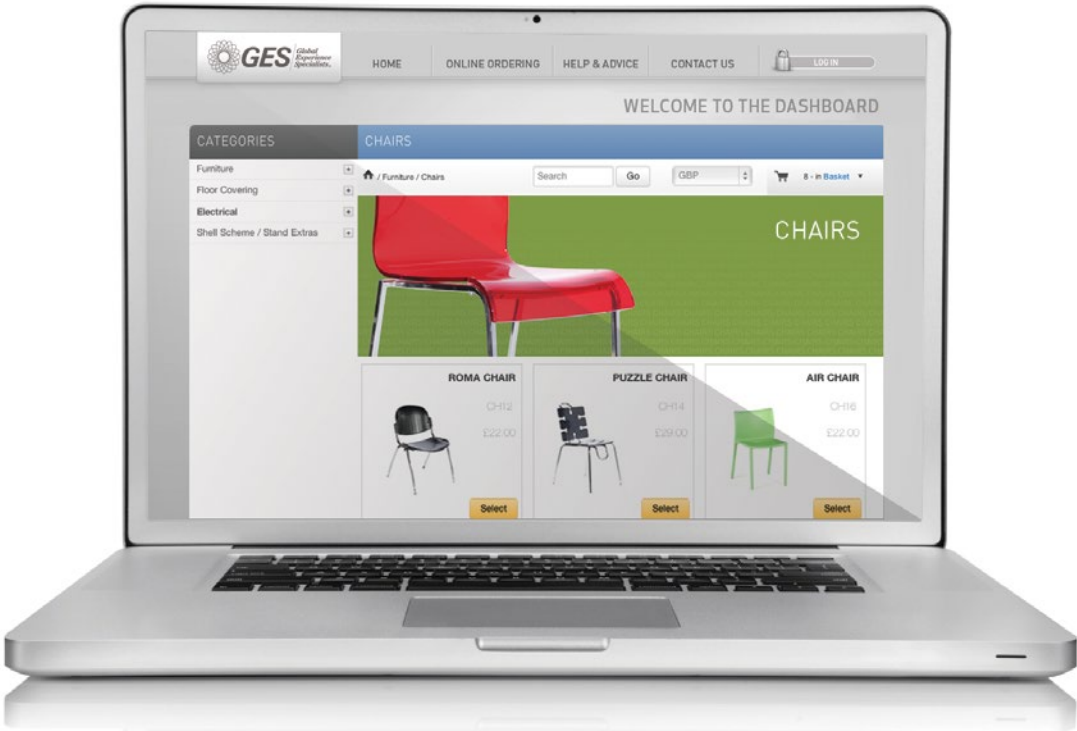
D 430
H 1015
W 1500



YOU ARE HERE (YAH)
GR06

Main Graphic
H 1000
W 2000
Sponsor Sides
D 410
H 2150

DID YOU KNOW THAT
YOU CAN ORDER YOUR
FURNITURE **ONLINE?**



www.gesdashboard.co.uk

Alternatively call
+44 (0)2476 380 180

Sustainable branded furniture.
Print messages and logos directly onto recyclable tables
and chairs to create a really strong first impression.

For a quote call us on **+44 (0)2476 380 024**


The Dashboard allows you to manage your entire exhibition
experience through a single web interface. You can check stock
availability, view and select matching products, choose your electrical
stand fittings, place orders and much more.

FLOOR COVERINGS

And finally... the perfect finish for your space.

HARMONY VELOUR CARPET


A soft woven carpet from a roll, comes in 2m wide with a thickness of 3mm.



401 / BEIGE




539 / PURPLE



542 / PINK




627 / ROYAL BLUE




629 / GREEN



720 / RED



837 / MIDNIGHT BLUE



905 / LIGHT GREY



923 / DARK GREY



957 / BLACK

SHANGHAI VELOUR CARPET

A soft woven carpet from a roll, comes in 4m wide with a thickness of 4mm.



90 / SILVER GREY



110 / RED



230 / BEIGE




710 / ROYAL BLUE



722 / BRIGHT GREEN




724 / PINK




752 / PURPLE



780 / MID BLUE



790 / MIDNIGHT BLUE




810 / BLACK




830 / SLATE GREY

WILLOW CORD CARPET

A ribbed-effect, needle punched woven carpet from a roll. Comes in 2m wide with a thickness of 2mm.




WC02 / BRIGHT RED




WC03 / GREY



WC04 / ROYAL BLUE




WC05 / BEIGE



WC06 / CHARCOAL



WC07 / BRIGHT GREEN




WC08 / BLACK



WC10 / DARK BLUE



WC11 / PURPLE




WC12 / PINK

ESCOLITA CARPET TILES

Hard-backed tiles with a rough nylon covering. Each tile is 50cm x 50cm and has a thickness of 9mm.




ET02 / GOLD




ET04 / CHARCOAL




ET05 / BLUE




ET06 / GREY



ET07 / RED



ET08 / GREEN




ET09 / BROWN


Please note: Carpet tiles are hired therefore GES will arrange removal.

SAFETY SLATE FLOOR


A hard-wearing vinyl which is anti-slip. Thick and sturdy with an embossed surface flecked with glass. Comes in max 2m width and has a thickness of 2mm.



1260 / SILVER GREY



1999 / BLACK




2251 / BEIGE



6343 / LIGHT BLUE


OTHER FLOORING



BV01

BEECH VINYL


A flexible pale wood – effect vinyl with a smooth surface. Comes in max 2m width and has a thickness of 3mm.



BV02

DARK WOOD VINYL

A flexible dark wood – effect vinyl with a smooth surface. Comes in max 2m width and has a thickness of 3mm.



STV1

SILVER TREADPLATE


A flexible vinyl in smooth silver with a slightly raised treadplate pattern to give a metallic effect. Comes in max 2m width and has a thickness of 1mm.



WPV2

WHITE PENNY DOT

A vinyl available in black and white, smooth with raised circles approximately penny-sized. Comes in max 2m width and has a thickness of 3mm.



BPV1

BLACK PENNY DOT



CMO1 / COIR MATTING

A woven matting made from coir to make a straw mat-like effect. Comes in max 4m width and is 6mm thick.

EXTRAS

CPO1 / PROTECTIVE POLYTHENE

A smooth plastic film to cover the floor to protect from dirt, paint etc during build.

ALO1 / ALUMINIUM EDGING

An aluminium length designed to go at the bottom of ramps from platforms between the ramp and floor edge. Approximate 2-3 inch thickness can be held.

ALO2 / ALUMINIUM NOSING

Right-angle aluminium lengths to cover the edge of a platform and hold the floor covering in place.

A GUIDE TO OUR SERVICES

LEAD CAPTURE

Make sure the conversation doesn't end with the exhibition. Our user-friendly lead capture solution makes it easy to collect and convert more leads.

DESIGN & BUILD

You can create incredible spaces that engage, entertain and amaze your audience. We will help you find innovative ways to attract more visitors and bring your brand to life.

GRAPHICS

From seamless graphics to pull-up banners, you can transform your space from an empty shell into a hard-working stand that helps attract more visitors.

LOGISTICS

Transporting your samples and furniture is not always the most cost-effective path. Our ISO-certified global logistics network helps you navigate customs, cost and venue regulations so you can arrive without hassle.

ELECTRICAL SERVICES

We can ensure your stand lighting and power are set. For that extra sparkle we have lighting specialists who can create anything from high intensity overhead lighting to stunning light shows.

DASHBOARD

You can explore our range of furniture, display stands, lighting and other ideas online by visiting our dashboard.

SHELL SCHEME EXTRAS

You can create the perfect showcase for your products and services on your shell scheme. Discover our simple, cost-effective solutions to make the most out of your space.

FURNITURE/ FLOOR COVERINGS

With over 280 options, you are spoilt for choice when it comes to furnishing your stand. In addition, we have taken the hassle out of exhibiting by offering free on-site support and delivery.

HIRE CONDITIONS

Full terms and conditions of hire are printed on the invoice.

It is the Hirer's responsibility to keep furniture, and its effects in good and substantial repair and condition during the continuance of hiring. Hire shall commence from the time of delivery until collection from the Exhibition Stand or Site regardless of the opening or closing times of the Exhibition.

In the event of any articles being lost through any cause whatsoever you must pay Global Experience Specialists (GES) Ltd the full value of such articles in addition to hire charges.

Prices are quoted for the duration of the Exhibition providing the total hire period does not exceed 7 days and are subject to VAT at the prevailing rate.

Delivery is free to principal exhibition centres in England and Wales subject to a minimum value if we are not the appointed contractor. To other venues and overseas, a surcharge for transport would be applicable. Quotes are available on request.

* It is essential that you provide accidental damage, loss or destruction cover for the items you have on hire. Our cover of just 6% of the hire fee, is a simple and cost-effective way to arrange your cover.

No liability shall be attached to GES for:

1. Any failure to deliver, collect or delay due to circumstances beyond their control.
2. Loss or damage caused to the Customer's own goods or stand.
3. No responsibility can be accepted for the safe custody of Exhibitor's goods left in articles of hired furniture after the Exhibition has closed.

All Hirers are reminded that all drawers, cabinets etc, should be emptied of their own goods.

A cancellation charge will be invoked in respect of cancelled orders. Hirers are reminded that they should arrange insurance cover at least three days prior to the opening and following the closing of the Exhibition. Goods are supplied only on this condition.* Site orders received and executed at an exhibition may be subject to an extra 100% handling charge.

The contract is subject to the availability of the equipment required by the Hirer. GES, at its sole discretion, reserves the right to substitute unavailable equipment for a similar quality in specification and performance. All sizes are in millimeters and are approximate.

PAYMENT & CREDIT CARD CHARGE AUTHORISATION



RETURN TO: Global Experience Specialists (GES) Ltd, Silverstone Drive, Gallagher Business Park, Coventry, CV6 6PA
Fax: +44 (0)2476 380 220 Phone: +44 (0)844 8793 226 (or non UK +44 (0)2476 380 180)

MANDATORY FORM*

Company Name		Exhibition	Stand Number
Company Address			Post Code
Phone	Fax	Email	Purchase Order Number

PAYMENT POLICY

Payment for Services — Global Experience Specialists (GES) Ltd requires the customer, unless otherwise detailed on our Quotation/Contracts, to pay GES in sterling 100% of the total contract price prior to build inclusive of all tax. All orders raised within 10 days of the exhibition are required to be paid in full at the point of order. If the customer fails to make payment on the due date, GES is entitled, without prejudice to any other right and remedy available, to terminate the relevant contract and suspend any performance of contract work. GES reserve the right to charge interest at 3% above the Bank of England Base rate on amounts not paid on the due date.

Method of Payment — Global Experience Specialists (GES) Ltd accepts all major credit/debit cards, cheque and bank transfers. Purchase orders are not considered payment. With effect from 1st January 2009 the GES will charge 2.5% on all credit card transactions. If paying by card, for your convenience, we will use this authorisation to charge your credit card for any additional amounts ordered by your representative or services rendered to your company for this event. **We require your payment authorisation form to be on file even if you are paying by cheque, cash or bank transfer. However, you do not need to complete card details unless you wish to pay by this method – simply tick the payment method you wish to use below. Please ensure you correctly enter your Show and Company details above.**

Orders cannot be processed until payment has been received.

Adjustments and Cancellations — No adjustments to invoices will be made after the close of the show. Please refer to the individual forms for cancellation fees. All orders cancelled by the Exhibitor or due to the cancellation of an event or their nonparticipation may be subject to cancellation fees.

Bank Transfer and Cheque Payment Information:

Beneficiary: Global Experience Specialists (GES) Ltd

Natwest Bank	Account: 27607275
Regent Street Branch	Sort Code: 56-00-27
PO Box 4RY	IBAN BIC: NWBKGB2L
250 Regent Street	IBAN No:
London W1A 4RY	GB82NWBK56002727607275

To ensure your bank transfer is allocated correctly, please supply the following information to the address above or fax to +44 (0)2476 380 220

- Exhibiting company name, account number, invoice number, show name, stand no.
- Date and amount of bank transfer
- Bank and country where transfer originated

I will be paying by:

Cheque or Postal Order ☐
Bank Transfer ☐
Other (please contact me) ☐

I AGREE IN PLACING THIS ORDER THAT I HAVE ACCEPTED GLOBAL EXPERIENCE SPECIALISTS (GES) LTD TERMS AND CONDITIONS OF CONTRACT

Authorised Signature

Authorised Name - Please Print

Date

CREDIT CARD CHARGE AUTHORISATION

All information must be provided. Your order will not be processed if any information is missing (i.e. Expiration Date, Account Number, Contact Information, Type of Card and Signature). Please note that there is a 2.5% charge for credit card transactions

Please complete the information and return payment in full with this form and your orders.

Card Number	Corporate Card <input type="checkbox"/>	Personal Card <input type="checkbox"/>
<input type="text"/>		
Debit Card (any)	<input type="checkbox"/>	
Master Card Credit Card	<input type="checkbox"/>	
Visa Credit Card	<input type="checkbox"/>	
American Express	<input type="checkbox"/>	
Other (please state)	<input type="checkbox"/>	

Start Date	<input type="text"/>
Expiry Date	<input type="text"/>
Issue Number	<input type="text"/>
CSC Number	(last 3 digits on the back of the card / signature strip)

Cardholder's Name	Please Print
<input type="text"/>	
Cardholder's Billing Address	
<input type="text"/>	
Post Code	

Please Sign

Cardholder's Signature Date

* THIS FORM MUST BE RETURNED TO GLOBAL EXPERIENCE SPECIALISTS (GES) LTD FOR YOUR ORDER TO BE PROCESSED

If you have any questions regarding our payment policy, please call Customer Services on 0844 879 3226 (or non UK +44 (0)2476 380 180)

PRE-PAYMENT ORDER FORM

INVOICE DETAILS (Please print details in BLOCK CAPITALS)						
Company				Contact Name		
Address to Invoice				Event Name		
				Venue		
				Stand No.		Hall No.
		Post Code		Purchase Order No.		
Telephone No.				Event Dates		
Fax No.				Stand Name		
Email Address				Date		

I have read and accept the conditions of hire ☐ (Signed)

FURNITURE AND FLOOR COVERING REQUIREMENTS					
Description	Qty	Code	Colour	Unit Price	Total Price

Accidental Damage, Loss or Destruction Option is provided to cover 10 times the hire value of furniture items items. If you wish us to provide this option, please tick the box and add 6% of your total furniture order, excluding VAT, in the space provided.

☐


Sub Total £

Accidental Damage (6% of total)* £

Floor Covering Total (if applicable) £

VAT £

Grand Total £

FLOORING REQUIREMENTS					
Range	Colour	Length x Width	Total sqm	Unit Price	Total Price
 IMPORTANT Please transfer Total to the Floor Covering box above					Total £

Preferred Laying Date ____/____/____

Carpet is supplied on outright sale and the price includes the cost of laying only. It must be removed (including the fixing tape) at the end of the exhibition by the client or the agent. Global Experience Specialists (GES) Ltd can offer a removal service for a small fee.

Please round up and state your measurement in metres.

Please lay carpet as indicated:

- ☐ Raised Platform
- ☐ To Floor Flats
- ☐ Direct to Hall Floor
- ☐ Plan Enclosed
- ☐ *Please tick to be contacted about a removal service*

FLOOR COVERING LAYING INSTRUCTIONS

N.B These instructions are for carpet laying only. Separate instructions should be given to your stand contractor if floor flats or a raised platform are required. If floor covering is to be laid in a non-rectangular shape, please supply an accurate scale drawing on the grid provided opposite or enclose a full scale plan. This will enable you to make savings by keeping wastage to a minimum.

A blank 20x20 grid with a 1m scale bar at the bottom right. The grid is composed of 20 columns and 20 rows of squares. The scale bar is located at the bottom right corner, with a horizontal segment labeled '1m' and a vertical segment labeled '1m'.

CONTACT DETAILS

Place orders online at

www.gesdashboard.co.uk or call

+44 (0)2476 380 180

For general enquiries

Global Experience Specialists (GES) Ltd

Silverstone Drive, Gallagher Business Park

Coventry

CV6 6PA

Telephone: +44 (0)2476 380 000

Fax: +44 (0)2476 380 001

Email: enquiry@ges.com

FURNITURE AND FLOOR COVERINGS BROCHURE

