

Exhibition Package Presentation ESC Congresses 2021

Content

- Main menu
- Disclaimer
- Starter (Incl. Tutorials option)
- Booster (Incl. Tutorials option)
- Expert without 2D/3D Visual (Incl. Tutorials option)
- Expert with 2D/3D Visual (Incl. Tutorials option)
- Specifications (All packages)

Main menu

1

'Discover tabs'

- 'Discover Tutorials' : Link to the list of Tutorials
- 'Discover Satellite Symposia' : Link to the list of Satellite Symposia

2

Search for an exhibitor profile

- The search is based on 'Exhibitor names, sub-titles & descriptions'
- Type in keywords
- Filter your search by topics (16) and/or products (6)

3

Exhibitor/Product

- Logo : 400x400px (png or jpg) – Transparent version + white background version
- Logo : Max weight 200KB
- Description : 150 characters max




Disclaimer

1

Disclaimer

- Pop-in message
- If participants don't accept the disclaimer, the data will become anonymous

Please be aware that your profile information and details will be shared with the sponsor of the Industry Session, Tutorial or Exhibition you choose to view. When accessing an Industry Session, Tutorial or Exhibition, the following data will be shared with the corresponding industry: title, first name, family name, age, gender, country, city, email address, and profile information. It may be used for marketing and communication purposes.



Starter

1

Exhibitor Profile

- Add a name, logo and introduction text
- Add a link so that visitors can find your website
- Appointment button available

2

Agenda

- Add the title of the activities
- Add the dates
- Add a description
- Add the link of your activity

3

Chat with team

- Add your team members (photo, position, email address, social media links)
- Chat Face to Face available

4

Package

- 1 Corporate video (on the banner)
- 2 PDF documents
- 2 leaflets on Resources (product/Disease awareness)
- 1 Satellite Symposium or Tutorial video max (On Demand only)
- Social media links of your company

The screenshot shows the ESC Exhibitor Profile website interface. At the top, there is a navigation bar with links for Programme, Abstract, Exhibition (selected), About the ESC, Congress news, and Online support. A search bar and a user greeting 'Welcome Prof Juan Bautista' are also present. The main content area is divided into several sections:

- 1 Exhibitor Profile:** A section with a 'VOTRE LOGO' placeholder, a 'Name of partner' field, a video player, and buttons for 'Visit our website' and 'Take an appointment'.
- 2 Agenda:** A section titled 'Agenda' containing three 'VIRTUAL' activity entries, each with a title, description, date, and a 'LINK' button.
- 3 Chat with team:** A section titled 'Chat with team' showing a list of team members with their photos, names, positions, and social media links, along with 'Chat' buttons.
- 4 Documents and Resources:** A section containing 'Documents' (PDF files) and 'Resources' (product leaflets).
- Session On Demand:** A section featuring a video player for a session titled 'Chanhei Name Nuclear Cardiology/ computer Tomography'.

At the bottom, there is a footer with the ESC logo and name, and social media links for Twitter, Facebook, and LinkedIn.

Starter + Tutorials Option

1

Tutorials

- Direct access to the registration of your Tutorials
- List of the Tutorials of your company

The screenshot displays the ESC website's 'Exhibition' page. At the top, there is a navigation bar with 'Programme', 'Abstract', 'Exhibition' (selected), 'About the ESC', 'Congress news', and 'Online support'. A search bar is located on the right. Below the navigation, there are '1st stand' and '2nd stand' tabs. The main content area is divided into several sections: 'Name of partner' with a logo placeholder and a video player; 'Agenda' with three 'VIRTUAL' entries; 'Chat with team' with four chat options; 'Tutorials' (highlighted with a red box and the number 1), showing a 'REGISTER' button; 'Documents' with two PDF icons; and 'Resources' with two product cards. A footer contains the ESC logo, 'European Society of Cardiology', and social media links.

Booster

1

Exhibitor Profile

- Boost your visibility & identity
- Give your audience a description of your company as a short presentation

2

Agenda

- Inform your audience and simplify the access to your upcoming activities

3

Chat with team

- Enable the chat for more interaction with the audience
- Show the audience you are available and ready to help out
- Create a new networking experience

4

Package

- Attract your audience with your videos, documents, etc.
- Increase your visibility
- Inform your audience on your products, sessions, etc.

The screenshot displays the exhibitor profile interface for ESC Congress 2021. At the top, there is a navigation bar with links for Programme, Abstract, Exhibition, About the ESC, Congress news, and Online support. A search bar and a welcome message for Professor Juan Bautista Soumoulo are also present. The main content area is divided into several sections, each highlighted with a red callout box:

- 1**: Exhibitor Profile section, featuring a 'VOTRE LOGO' placeholder, a 'Name of partner' field, and buttons for 'Visit our website' and 'Take an appointment'.
- 2**: Agenda section, listing virtual sessions with details like time slots (e.g., 02/10/2020 - 13:30 to 14:30 CET) and descriptions.
- 3**: Chat with team section, showing a list of team members (e.g., Marc de la Villargière) with chat icons and availability status (e.g., Available from 7:00 am to 8:00 pm (CET)).
- 4**: Package section, displaying a grid of documents and resources, each with a thumbnail and a 'Name of product' label.

At the bottom of the interface, there is a footer with the ESC logo and text: 'ESC European Society of Cardiology', 'Find us on: [social media icons]', 'Sitemap', 'Terms & Conditions', 'Contact us', and 'Follow us on: [social media icons]'.

Booster – Zoom 1

1

Exhibitor Profile

- Add a name, logo and introduction text
- Add a link so that visitors can find your website
- Appointment button available

2

Package

- 2 Corporate videos (on the banner)

The screenshot displays the exhibitor profile page for the ESC Congress 2021. The header includes the event logo, navigation links (Programme, Abstract, Exhibition, About the ESC, Congress news, Online support), a search bar, and a welcome message for Professor Juan Bautista Soumoufou. The main content area features a '1' in a red box next to a partner information card. This card contains a logo placeholder labeled 'VOTRE LOGO', a 'Name of partner' field, a text area with placeholder text, and two buttons: 'Visit our website' and 'Take an appointment'. To the right of the card is a banner area with a '2' in a red box, showing two video thumbnails. Navigation elements include a 'BACK' button and '1st stand' / '2nd stand' tabs.

Booster – Zoom 2

1

Agenda

- Add the title of the activities
- Add the dates
- Add a description
- Add the link of your activity

2

Chat with team

- Add your team members (photo, position, email address, social media links)
- Chat Face to Face available

3

Package

- 1 Virtual meeting room
- 2 Corporate videos (on the banner)
- 5 PDF documents
- 5 leaflets on Resources (product/Disease awarness)
- 3 Satellite Symposia or Tutorials video max (On Demand only)
- Social media links of your company

1

Agenda

VIRTUAL

Titre Lorem ipsum dolor sit amet, consetetur sadipscing elitr, sed diam nonumy eirmod tempor invidunt ut labore et dolore magna

02/10/2020 - 13:30 to 14:30 CET

Description Lorem ipsum dolor sit amet, consetetur sadipscing elitr, sed diam nonumy eirmod tempor invidunt ut labore et dolore magna t ut labore et dolore magna t ut labore et dolore magna

LINK →

VIRTUAL

Titre Lorem ipsum dolor sit amet, consetetur sadipscing elitr, sed diam nonumy eirmod tempor invidunt ut labore et dolore magna

02/10/2020 - 13:30 to 14:30 CET

Description Lorem ipsum dolor sit amet, consetetur sadipscing elitr, sed diam nonumy eirmod tempor invidunt ut labore et dolore magna t ut labore et dolore magna

LINK →

VIRTUAL

Titre Lorem ipsum dolor sit amet, consetetur sadipscing elitr, sed diam nonumy eirmod tempor invidunt ut labore et dolore magna

02/10/2020 - 13:30 to 14:30 CET

Description Lorem ipsum dolor sit amet, consetetur sadipscing elitr, sed diam nonumy eirmod tempor invidunt ut labore et dolore magna t ut labore et dolore magna

LINK →

Sessions On Demand

Channel Name Nuclear Cardiology/ computer Tomography



12 December 2020

Which came first : watchful waiting strategy
Moderators : L. IPSUM, D. SIT-AMET

2

Chat with team

Available from 7:00 am to 8:00 pm (CET)



Marc de la Villargière
Commercial

Chat



Marc de la Villargière
Commercial

Chat



Marc de la Villargière
Commercial

Chat



Marc de la Villargière
Commercial

Chat

3

Documents



Dolor sit amet



Dolor sit amet



Dolor sit amet



Dolor sit amet



Dolor sit amet

Resources



Name of product
that is very long



Name of product
that is very long



Name of product
that is very long



Name of product
that is very long



Name of product
that is very long

Booster + Tutorials Option

1

Tutorials

- Direct access to the registration of your Tutorials
- List of the Tutorials of your company

The screenshot displays the ESC Congress 2021 website interface. At the top, the navigation bar includes 'Programme', 'Abstract', 'Exhibition', 'About the ESC', 'Congress news', and 'Online support'. A search bar is located on the right, and a welcome message for Professor Juan Bautista Soumouloou is visible. The main content area is divided into several sections: 'Name of partner' with a logo and contact options; 'Agenda' with a list of virtual sessions; 'Sessions On Demand' with video thumbnails; 'Chat with team' with user avatars and chat buttons; 'Tutorials' (highlighted with a red box and the number 1), which includes a 'REGISTER' button; 'Documents' with PDF icons; and 'Resources' with document icons. The footer contains the ESC logo, 'European Society of Cardiology', and social media links.

Expert without 2D/3D Visual

1

Exhibitor Profile

- Boost your visibility & identity
- Give your audience a description of your company as a short presentation

2

Agenda

- Inform your audience and simplify the access to your upcoming activities

3


Chat with team

- Enable the chat for more interaction with the audience
- Show the audience you are available and ready to help out
- Create a new networking experience

4

Package

- Attract your audience with your videos, documents, etc.
- Increase your visibility
- Inform your audience on your products, sessions, etc.



Expert without 2D/3D Visual – Zoom 1

1

Exhibitor Profile

- Add a name, logo and introduction text
- Add a link so that visitors can find your website
- Appointment button available

2

Package

- 3 Corporate videos (on the banner)

The screenshot displays the exhibitor profile page for the ESC Congress 2021. The header includes the event logo, navigation menu (Programme, Abstract, Exhibition, About the ESC, Congress news, Online support), a search bar, and a user greeting. The main content area features a 'BACK' button, two stand selection buttons ('1st stand' and '2nd stand'), and a partner profile card. The profile card contains a logo placeholder, a name field, a text introduction, and two buttons: 'Visit our website' and 'Take an appointment'. To the right, a video banner shows a hand holding a stethoscope, with a play button overlay. A red box with the number '2' is positioned over the video banner.

1

2

Expert without 2D/3D Visual – Zoom 2

1

Agenda

- Add the title of the activities
- Add the dates
- Add a description
- Add the link of your activity

2

Chat with team


- Add your team members (photo, position, email address, social media links)
- Chat Face to Face available

3

Package

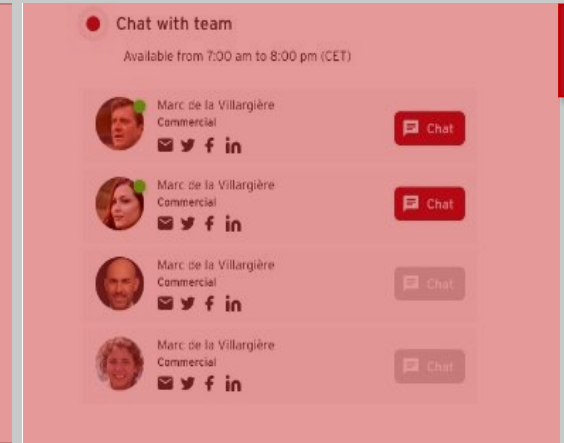
- 1 Virtual meeting room
- 3 Corporate videos (on the banner)
- 10 PDF documents
- 10 leaflets on Resources (product/Disease awarness)
- 6 Satellite Symposia or Tutorials video max (On Demand only)
- Social media links of your company

1



The screenshot shows an 'Agenda' section with three items, each titled 'VIRTUAL'. Each item includes a title, a date and time range (e.g., 02/10/2020 - 13:30 to 14:30 CET), a description of an activity, and a 'LINK ->' button.

2



The screenshot shows a 'Chat with team' section. It features a list of team members, each with a profile picture, name, and position (e.g., 'Marc de la Villargière Commercial'). Social media icons for email, WhatsApp, Facebook, and LinkedIn are visible next to each name. A red 'Chat' button is next to each member's profile.

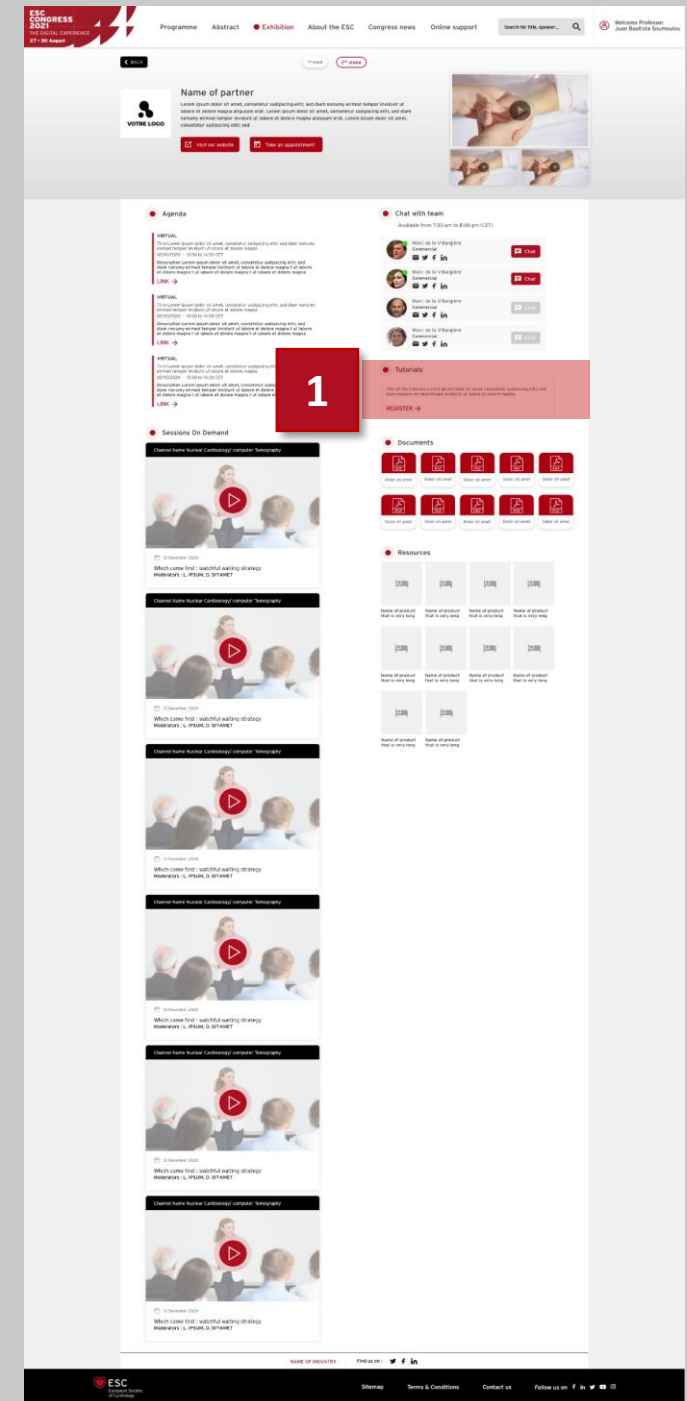
3



The screenshot shows two sections: 'Documents' and 'Resources'. The 'Documents' section displays a grid of ten PDF document icons, each with a red 'PDF' icon and the placeholder text 'Dolor sit amet'. The 'Resources' section displays a grid of product images, each with a placeholder image and the text 'Name of product that is very long'.

Expert without 2D/3D Visual + Tutorials Option

- 1
- ## Tutorials
- Direct access to the registration of your Tutorials
 - List of the Tutorials of your company



Expert with 2D/3D Visual

1

Exhibitor Profile

- Boost your visibility & identity
- Give your audience a description of your company as a short presentation

2

2D/3D Visual Booth

- Use your 2D/3D Personal Visual booth to attract your audience
- Create the illusion of being on a physical congress

3

Agenda

- Inform your audience and simplify the access to your upcoming activities

4

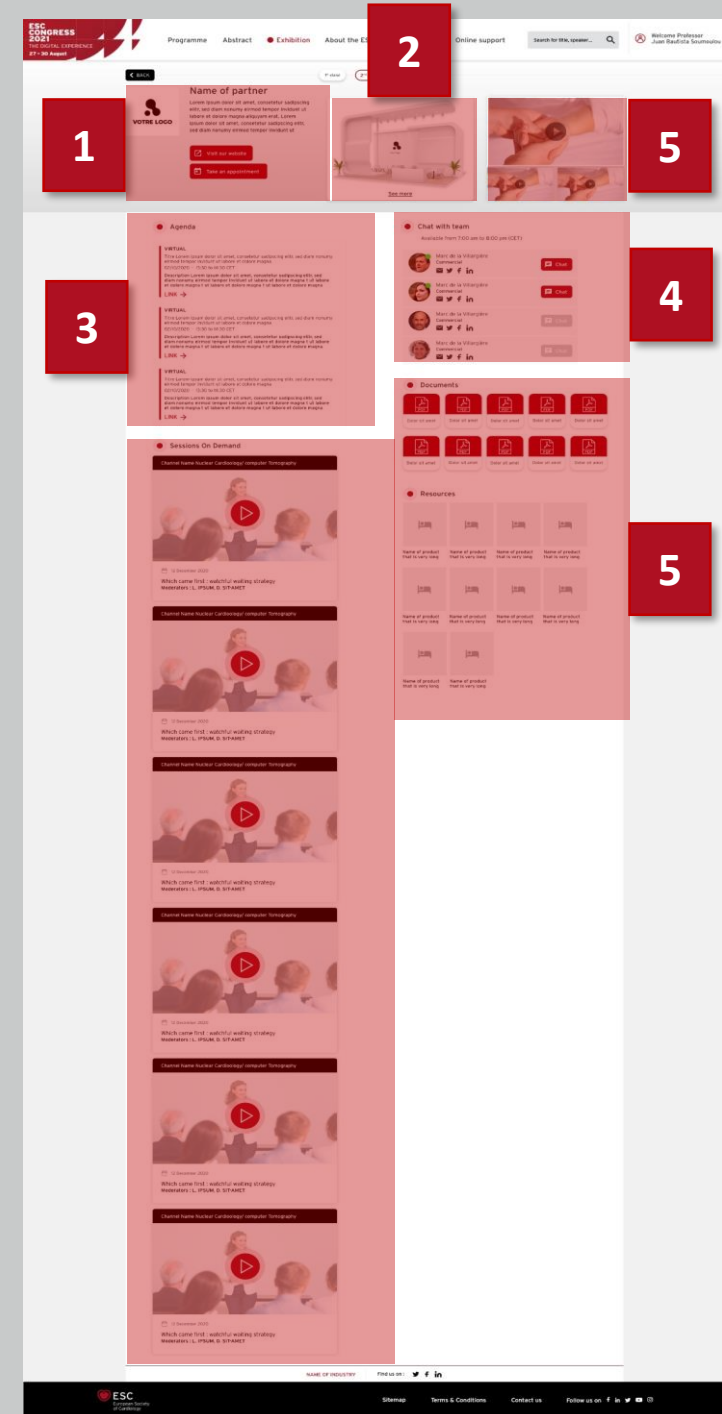
Chat with team

- Enable the chat for more interaction with the audience
- Show the audience you are available and ready to help out
- Create a new networking experience

5

Package

- Attract your audience with your stand, videos, documents, etc.
- Increase your visibility by creating a virtual experience
- Inform your audience on your products, sessions, etc.



Expert with 2D/3D Visual – Zoom 1

1

Exhibitor Profile

- Add a name, logo and introduction text
- Add a link so that visitors can find your website
- Appointment button available

2

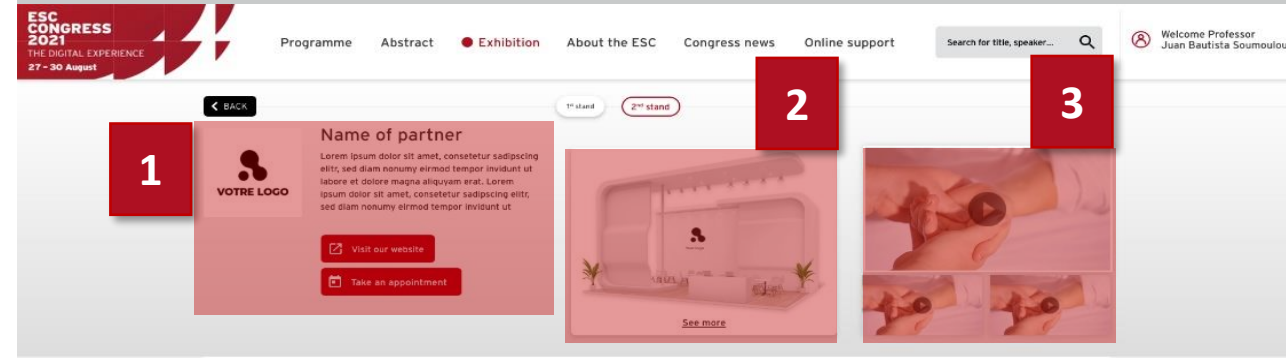
2D/3D Personal Visual booth Image Specs

- The industry provides its own industry 2D/3D design
- Vectorial file preferably, or png/jpg image in high quality
- Landscape format required (avoid square or portrait visual)
- No limited size

3

Package

- 3 Corporate videos (on the banner)



Expert with 2D/3D Visual – Zoom 2

1

Agenda

- Add the title of the activities
- Add the dates
- Add a description
- Add the link of your activity

2

Chat with team

- Add your team members (photo, position, email address, social media links)
- Chat Face to Face available

3

Package

- 1 Virtual meeting room
- 3 Corporate videos (on the banner)
- 10 PDF documents
- 10 leaflets on Resources (product/Disease awarness)
- 6 Satellite Symposia or Tutorials video max (On Demand only)
- Social media links of your company

1

Agenda

- VIRTUAL**
Title Lorem ipsum dolor sit amet, consectetur adipiscing elit, sed diam nonummy eirmod tempor invidunt ut labore et dolore magna
02/10/2020 - 13:30 to 14:30 CET
Description Lorem ipsum dolor sit amet, consectetur adipiscing elit, sed diam nonummy eirmod tempor invidunt ut labore et dolore magna t ut labore et dolore magna t ut labore et dolore magna t ut labore et dolore magna
LINK →
- VIRTUAL**
Title Lorem ipsum dolor sit amet, consectetur adipiscing elit, sed diam nonummy eirmod tempor invidunt ut labore et dolore magna
02/10/2020 - 13:30 to 14:30 CET
Description Lorem ipsum dolor sit amet, consectetur adipiscing elit, sed diam nonummy eirmod tempor invidunt ut labore et dolore magna t ut labore et dolore magna t ut labore et dolore magna t ut labore et dolore magna
LINK →
- VIRTUAL**
Title Lorem ipsum dolor sit amet, consectetur adipiscing elit, sed diam nonummy eirmod tempor invidunt ut labore et dolore magna
02/10/2020 - 13:30 to 14:30 CET
Description Lorem ipsum dolor sit amet, consectetur adipiscing elit, sed diam nonummy eirmod tempor invidunt ut labore et dolore magna t ut labore et dolore magna t ut labore et dolore magna t ut labore et dolore magna
LINK →

2

Chat with team

Available from 7:00 am to 8:00 pm (CET)

Marc de la Villargière
Commercial
Chat

Marc de la Villargière
Commercial
Chat

Marc de la Villargière
Commercial
Chat

Marc de la Villargière
Commercial
Chat

3

Sessions On Demand

Placeholder for video thumbnails with play buttons and titles.

Documents

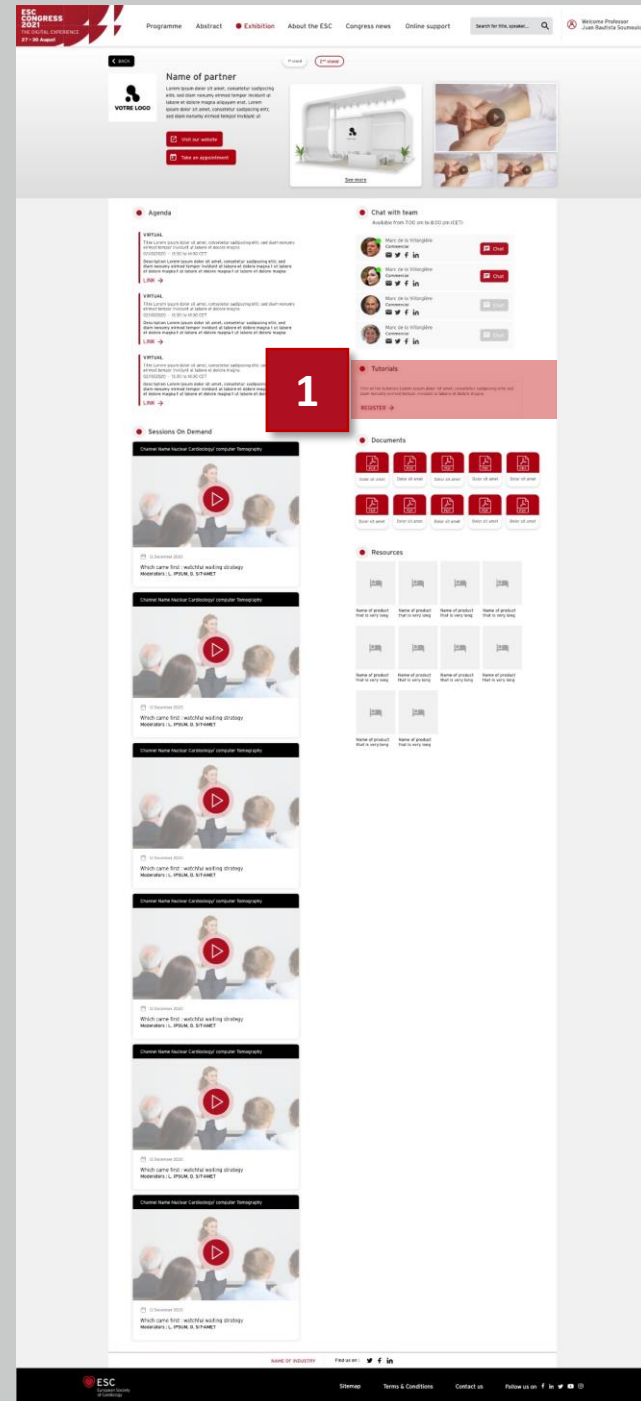
Grid of 10 PDF document icons with placeholder text: "Dolor sit amet".

Resources

Grid of 10 product resource cards with placeholder text: "Name of product that is very long".

Expert with 2D/3D Visual + Tutorials Option

- 1 Tutorials
- Direct access to the registration of your Tutorials
 - List of the Tutorials of your company



Specifications (All packages)

1

Logo & Text

- 400x400px (png or jpg) - Transparent version + white background version
- Max weight 200KB
- 500 characters max spaces included

2

Header

- Not Customizable : Specific to the website

3

Corporate video(s) – specifications/video

- Max 3 minutes
- Max weight 512MB
- mp4 format, at least 720p
- Video Thumbnail : 480x270px

4

Agenda

- Administration of activities with customizable text (Title : 120 characters; Text : 200 characters)
- Possibility to add a link

5

For 1 contact

- Picture (100x100px)
- Name, position, email, social media links

6

Documents

- Max 64MB, pdf only

7

Leaflets - Resources

- Logo, image, link, title
- Clic option : Open pdf, open link, open Pop-up with text + link or pdf

8

Session(s) On Demand

- Satellite Symposium / Tutorial (Video On Demand added by CYIM)

9

Footer

- Social media links

The screenshot shows the ESC Congress 2021 website interface. At the top, there is a navigation bar with 'Programme', 'Abstract', 'Exhibition', 'About the ESC', 'Congress news', and 'Online support'. A search bar is on the right. The main content area is divided into several sections, each with a numbered callout:

- 1**: 'Name of partner' section with a logo placeholder and buttons for 'Visit our website' and 'Take an appointment'.
- 2**: Video thumbnails for corporate videos.
- 3**: 'Chat with team' section showing contact information for 'Marc de la Villargière Commercial'.
- 4**: 'Agenda' section listing virtual sessions with titles, descriptions, and links.
- 5**: 'Documents' section displaying a list of PDF documents.
- 6**: 'Resources' section showing product cards with titles and descriptions.
- 7**: 'Sessions On Demand' section featuring video player thumbnails for on-demand content.
- 8**: Footer area with social media icons and navigation links.
- 9**: Footer area with 'NAME OF INDUSTRY' and social media icons.

ESC Guidelines for Industries @ Congresses

These Guidelines will guide you through the necessary steps that will confirm your participation at ESC Congresses. The document is organised by activity to allow you to concentrate on specific areas of interest to your organisation. Please read this document carefully and share it with the relevant colleagues and agencies involved in the organisation of your Congresses activities.

Please note that a successful application for participation at ESC Congresses implies an acceptance of the requirements contained within these ESC Guidelines for Industry @ Congresses, the complementary ESC Guidelines as well as any updates posted on www.esceexhibition.org.

The ESC Congresses Industry portal: www.esceexhibition.org

This web address should be a key reference source to help you with your preparations. The website is also organised by activity to allow you to address your company's key areas of concern. The website will provide you with updates, application forms, key dates, unmissable information, technical specifications and much more... Bookmark it now!

Each exhibitor is responsible for sharing the link to the ESC Industry portal with their agencies or contractors and providing them with the necessary information for exhibition preparations.



Intelligence
Innovation
People
Trust

Contact ESC Congresses 2021 Supplier

CYIM Company / Congress department

Maëlle & Emilien

esc.congress-supplier@cyim.com

(French company – available on CET time)