

# EuroHeartCare

ANNUAL CONGRESS OF THE COUNCIL ON  
CARDIOVASCULAR NURSING AND ALLIED PROFESSIONS

Trinity College Dublin, Ireland  
7-9 JUNE 2018



*“Tackling the Complexity of Cardiovascular Care”*

#### KEY FIGURES

3 Days, 20+ Sessions, 40+ Countries represented,  
63 international faculty members, 250+ abstracts,  
500+ participants, One Congress!

#### KEY DEADLINES

Abstract Submission - 20 January  
Early Registration Fee - 26 March  
Late Registration Fee - 3 May

[www.escardio.org/EuroHeartCare](http://www.escardio.org/EuroHeartCare)  
[#euroheartcare](https://twitter.com/euroheartcare)



**ESC**

Council  
Cardiovascular Nursing  
and Allied Professions

**POST CONGRESS REPORT**

# Contents

<b>CONGRESS HIGHLIGHTS</b> .....	<b>3</b>
GENERAL INFORMATION.....	4
COMMITTEES.....	5
<b>CONGRESS DATES AND LOCATION</b> .....	<b>5</b>
VENUE .....	5
TIMETABLE.....	7
<b>SCIENTIFIC INFORMATION</b> .....	<b>8</b>
OVERVIEW OF THE SCIENTIFIC PROGRAMME .....	8
SPECIAL SESSIONS & SPECIAL EVENTS .....	9
FACULTY MEMBERS .....	9
SESSION TOPIC.....	10
TYPE OF SESSION.....	11
ABSTRACTS & CLINICAL CASES .....	11
<b>REGISTRATION &amp; ATTENDANCE</b> .....	<b>15</b>
TOTAL ATTENDANCE .....	15
BY COUNTRY .....	15
DELEGATE PROFILE .....	17
<b>INDUSTRY</b> .....	<b>20</b>
EXHIBITORS .....	20
EXHIBITION AND INDUSTRY SPONSORED SESSIONS .....	20
<b>COMMUNICATIONS</b> .....	<b>21</b>
COMMUNICATION CHANNELS.....	21
MOBILE APP.....	24
SOCIAL MEDIA.....	30
<b>POST CONGRESS SURVEY</b> .....	<b>33</b>
EXECUTIVE SUMMARY.....	33
GLOBAL FEEDBACK FROM EMAIL QUESTION.....	33
CONGRESS EXPERIENCE .....	35
DELEGATE ACTIVITY .....	37

# CONGRESS HIGHLIGHTS

**EuroHeartCare 2018 was held in Dublin, Ireland from 7 to 9 June in Trinity College.**

## **Facts and Figures**

41 countries represented

### **619 participants**

607 Delegates  
0 Press  
12 Exhibitors

### **8 Faculty members for 126 roles in the programme**

### **18 Scientific Programme sessions**

- 10 Symposia
- 5 Workshop
- 3 Special Event

### **9 Abstract based sessions**

- 3 oral abstract sessions
- 1 Clinical case session
- 3 moderated poster sessions
- 2 poster sessions

➤ 250 Abstracts Submitted + 37 Clinical cases TOTAL = 299

➤ 232 Abstracts Accepted + 36 Clinical cases TOTAL = 268 – Acceptance rate total=89,6%

### **2 Lecture rooms**

### **2 Workshop rooms**

### **Industry sponsored sessions**

2 Satellite Symposia

### **Exhibition**

72 m<sup>2</sup> occupied

16 exhibiting companies

### **Congress Main Theme**

“Tackling the Complexity of Cardiovascular Care”

### **Accreditation**

The congress was accredited through the International Council of Nurses and 85 delegates applied for this accreditation post congress.

## General Information

### Introduction

CCNAP is the ESC Council on Cardiovascular Nursing and Allied Professions. CCNAP was officially launched in Barcelona on the 5 September 2006. The Council was developed from the Working Group on Cardiovascular Nursing (established in 1991).

The Annual Spring Meeting on Cardiovascular Nursing became **EuroHeartCare** in 2013.

The aim is to represent a multidisciplinary audience and welcome not only to nurses but also to our Allied Health Professional and Medical colleagues.

EuroHeartCare 2018 was held in collaboration with the Irish Nurses Cardiovascular Association.

### History

#### 11th Annual Spring Meeting on Cardiovascular Nursing

1 – 2 April, 2011 (in collaboration with the Belgian Working Group for Cardiovascular Nursing)  
Brussels, Belgium

#### 12th Annual Spring Meeting on Cardiovascular Nursing

16 – 17 March, 2012 (in collaboration with the Working Group for Cardiovascular Nurses and Allied Professions)  
Copenhagen, Denmark

#### EuroHeartCare 2013

22 - 23 March 2013 (in collaboration with the British Association for Nursing in Cardiovascular Care)  
Glasgow, Scotland

#### EuroHeartCare 2014

04 – 05 April 2014 (in collaboration with The Norwegian Society of Cardiovascular Nurses) Stavanger, Norway

#### EuroHeartCare 2015

14 – 15 June 2015 (in collaboration with Croatian Association of Cardiology Nurses) Dubrovnik, Croatia

#### EuroHeartCare 2016

15 – 16 April 2016 (in collaboration with the Hellenic Society of Cardiovascular Nursing) Athens, Greece

#### EuroHeartCare 2017

18 - 20 May 2017 (held in collaboration with the Swedish Association on Cardiovascular Nursing and Allied Professions) in Jonkoping, Sweden

## Committees

### Organising Committee

Donna Fitzsimons  
Bernie Hannon  
Tina Hansen  
Maria Hayes  
Tiny Jaarsma  
Catriona Jennings

Mary Kerins  
Barbro Kjellstrom  
Ekaterini Lambrinou  
Geraldine Lee  
Emer Lodge  
Avril Lowry

Michael Macintosh  
Gabrielle McKee  
Lis Neubeck  
Ciara Rice  
Mary Shine  
Izabella Uchmanowicz

### Programme Committee

Josiane Boyne  
Erika Froelicher  
Robyn Gallagher  
Loreena Hill

Simone Inkrot  
Ana Ljubas  
Avril Lowry  
Gabrielle McKee

Lis Neubeck  
Trine Bernholdt Rasmussen  
Signe Risom  
Izabella Uchmanowicz

## Congress dates and location

EuroHeartCare 2018 was held in Dublin, Ireland on 07 – 09 June.

## Venue

The venue chosen was the Arts Building Conference Centre, in Trinity College Dublin, located inside the campus of the University.







# Timetable

	07:30	08:00	08:30	09:30	10:00	10:30	11:00	11:30	12:00	12:30	13:00	13:30	14:00	14:30	15:00	15:30	16:00	16:30	17:00	17:30	18:00	18:30	19:00	19:30	20:00	20:30
Thursday 7 June																										
Friday 8 June																										
Saturday 9 June																										

MP	Moderated Posters
CB	Coffee Break

# SCIENTIFIC INFORMATION

## Overview of the Scientific programme

### 2 lecture rooms

- Davis Theater = 200 capacity
- Burke Theater= 400 capacity

### Total of 29 sessions

### Scientific and Educational Programme

18 sessions

- 10 Symposia
- 5 Workshop
- 3 Special Event

### Industry sessions

- 2 Satellite Symposia

### Faculty Members (*Without Special Event& Industry*)

- 126 Roles – 88 Persons
- 37 roles of Chairperson
- 54 roles of Speaker
- 23 roles of Discussants
- 12 roles of Other (*judge abstract*)

### Abstract based programme

9 sessions

- 3 oral abstract sessions
  - 1 Clinical case session
  - 3 moderated poster sessions
  - 2 poster sessions
- 
- 250 Abstracts Submitted + 37 Clinical cases TOTAL = 299
  - 232 Abstracts Accepted + 36 Clinical cases TOTAL = 268 – Acceptance rate total=89,6%
  - Abstract & Clinical cases submission period: 8 November 2017 => 20 January 2018 - Deadline extended to 31 January 2018



## Special Sessions & Special Events

### Special sessions

- 5 Workshops

### Special events

Total of 3 special events

- 1 Inaugural session
- 1 CCNAP General Assembly
- 1 Closing Ceremony

## Faculty members

88 faculty members

### Faculty (Exclude Special Sessions & Special Event)

Activities

Roles	2016		2017		2018	
	persons	roles	persons	roles	persons	roles
Chairperson		30		34		37
Speaker		36		44		54
Discussant		20		21		23
Judge Abstract		9		9		12
	<b>63</b>	<b>95</b>	<b>61</b>	<b>108</b>	<b>88</b>	<b>126</b>

Role distribution

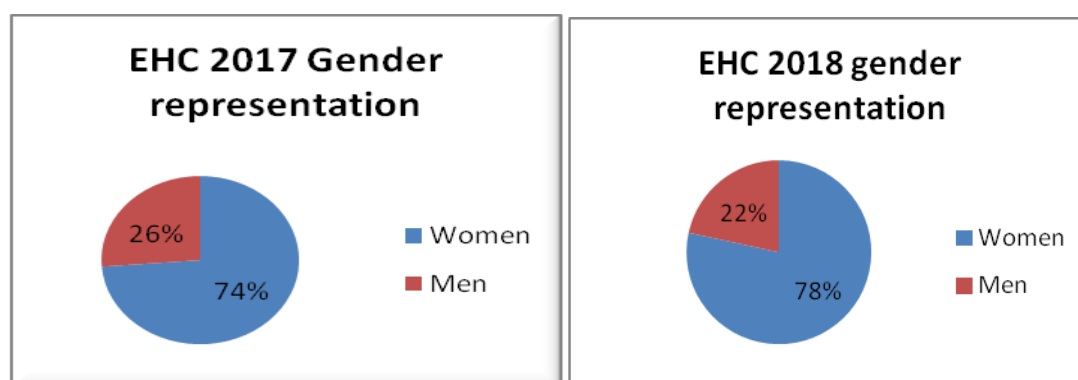
Number of role	2016	%	2017	%	2018	%
1	38	60%	29	48%	61	69%
2	18	29%	21	34%	19	22%
3	7	11%	7	11%	5	6%
4	0	0%	4	7%	3	3%
Total	<b>63</b>		<b>61</b>		<b>88</b>	

By Regions

	2016	2017	2018
Asia Pacific	4	3	3
ESC Countries	57	54	81
North America	2	4	4
South & Central America	-	-	0
Total	<b>63</b>	<b>61</b>	<b>88</b>

Faculty by Country	2016	2017	2018	Variance 2017/2018	Faculty by Country	2016	2017	2018	Variance 2017/2018
Australia	2	2	2	0	<b>Jordan</b>	1			0
Austria	1		1	1	<b>Lebanon</b>	1			0
Belgium	2	2	2	0	<b>Malta</b>	1			0
Canada	1			0	<b>Netherlands</b>	4	4	2	-2
Croatia	1		1	1	<b>New Zealand</b>	1	1	1	0
Cyprus	2	1	1	0	<b>Norway</b>	3	4	1	-3
Denmark	3	5	4	-1	<b>Poland</b>	2	1	2	1
Finland			1	1	<b>Slovenia</b>		1		-1
Germany		1		-1	<b>Spain</b>	1		1	1
Greece	<b>15</b>	1	2	1	<b>Sweden</b>	4	<b>17</b>	3	-14
Hungary	1			0	<b>Switzerland</b>	1			0
Iceland	1		1	1	<b>United Kingdom</b>	7	10	17	7
Ireland	6	5	<b>41</b>	36	<b>USA</b>	1	4	4	0
Italy	1	2	1	-1	<b>Grand Total</b>	63	61	88	27

In 2016 Greece was the host country, in 2017 Sweden and in 2018 Ireland



## Session topic

Topic	Abstract Session(without Poster)	Industry	Scientific and Educational Programme	Grand Total
10 - Chronic Heart Failure		<b>1</b>		<b>1</b>
10.4 - Chronic Heart Failure – Treatment			<b>1</b>	<b>1</b>
11.4 - Acute Heart Failure– Treatment			<b>1</b>	<b>1</b>
13.4 - Acute Coronary Syndromes – Treatment			<b>1</b>	<b>1</b>
26.99 - Cardiovascular Surgery - Other			<b>1</b>	<b>1</b>
28 - Risk Factors and Prevention			<b>1</b>	<b>1</b>
28.99 - Risk Factors and Prevention - Other			<b>1</b>	<b>1</b>
29.2.1 - Rehabilitation: Exercise Programmes			<b>1</b>	<b>1</b>
30 - Cardiovascular Disease in Special		<b>1</b>		<b>1</b>

Populations				
30.5 - Cardiovascular Disease in the Elderly			<b>1</b>	<b>1</b>
32 - Cardiovascular Nursing	<b>10</b>		<b>3</b>	<b>12</b>
32.99 - Cardiovascular Nursing - Other			<b>6</b>	<b>6</b>
5.99 - Atrial Fibrillation - Other			<b>1</b>	<b>1</b>
Grand Total	<b>10</b>	<b>2</b>	<b>18</b>	<b>30</b>

## Type of Session

		2016	2017	2018
Scientific and Educational Programme	<b>How-to Session</b>	<b>1</b>	<b>2</b>	<b>0</b>
	<b>Satellite Symposium</b>	<b>2</b>		<b>2</b>
	<b>Special Event</b>	<b>4</b>	<b>4</b>	<b>3</b>
	<b>Symposium</b>	<b>8</b>	<b>9</b>	<b>10</b>
	<b>Workshop</b>		<b>2</b>	<b>5</b>
Abstract	<b>Abstract Session</b>	<b>2</b>	<b>2</b>	<b>3</b>
	<b>Clinical Cases</b>	<b>1</b>	<b>1</b>	<b>1</b>
	<b>Moderated Posters</b>	<b>3</b>	<b>3</b>	<b>3</b>
	<b>Poster Session</b>	<b>2</b>	<b>2</b>	<b>3</b>
	<b>TOTAL</b>	<b>23</b>	<b>25</b>	<b>30</b>

## Abstracts & Clinical cases

	2014	2015	2016	2017	2018	+/- variance 2016/2017
Draft	16	32	60	28	46	18
Not validated	2	3	4	0	5	5
Submitted	<b>200</b>	<b>303</b>	<b>269</b>	<b>229</b>	<b>299</b>	<b>70</b>
Withdrawn	3	20	10	5	7	2
Accepted	<b>169</b>	<b>235</b>	<b>236</b>	<b>193</b>	<b>268</b>	<b>75</b>
- Oral	27	24	24	24	32	8
- Poster	119	173	188	145	212	67
- Moderated Poster	21	22	24	24	24	0
- Pre arranged programme	2	-	-	-	-	-
- Accepted Withdrawn	8	16	23	30	36	6
Rejected	<b>26</b>	<b>45</b>	<b>19</b>	<b>31</b>	<b>19</b>	<b>-12</b>
% acceptance	85%	78%	87,70%	84%	90%	89,60%
No Show	-	15	47	37	40	3
Presented	-	204	166	126	192	66

**Abstract accepted by format**

EuroHeartCare Congress	2014	2015	2016	2017	2018
Oral Sessions	29	26	24	24	32
Moderated Posters	21	18	24	24	24
Posters (includes Clinical cases)	119	191	188	145	212
TOTAL ABSTRACTS & CC ACCEPTED	169	235	236	193	268

**Abstract Selection by Main Topic**

EHC 2018 Main Topic	Clinical Case	Abstract	Grand Total
4 - Arrhythmias, General	5	14	19
5 - Atrial Fibrillation		11	11
10 - Chronic Heart Failure	11	36	47
11 - Acute Heart Failure	1	7	8
13 - Acute Coronary Syndromes	4	7	11
14 - Acute Cardiac Care	5	10	15
26 - Cardiovascular Surgery	3	10	13
27 - Hypertension		6	6
28 - Risk Factors and Prevention	2	40	42
29 - Rehabilitation and Sports Cardiology	1	18	19
30 - Cardiovascular Disease in Special Populations	1	3	4
32 - Cardiovascular Nursing	3	65	68
34 - Public Health and Health Economics		5	5
Grand Total	36	232	268

**Abstract Selection by Sub topic Level 2**

Topic 2018	Submitted Topic Level 2 Abstract & Clinical cases	Total
4 - Arrhythmias, General	4.99 - Arrhythmias, General – Other	19
5 - Atrial Fibrillation	5.99 - Atrial Fibrillation - Other	11
10 - Chronic Heart Failure	10.4 - Chronic Heart Failure – Treatment	47
11 - Acute Heart Failure	11.4 - Acute Heart Failure– Treatment	1
	11.99 - Acute Heart Failure - Other	7
13 - Acute Coronary Syndromes	13.4 - Acute Coronary Syndromes – Treatment	8
	13.4.2 - Acute Coronary Syndromes: Pharmacotherapy	3
14 - Acute Cardiac Care	14.2 - Acute Cardiac Care – Prehospital and Emergency Department Care	7
	14.99 - Acute Cardiac Care – Other	8
26 - Cardiovascular Surgery	26.99 - Cardiovascular Surgery - Other	13
27 - Hypertension	27.4 - Hypertension – Treatment	6
28 - Risk Factors and Prevention	28.9 - Stress, Psycho-Social and Cultural Aspects of Heart Disease	11
	28.99 - Risk Factors and Prevention - Other	31
29 - Rehabilitation and Sports Cardiology	29.2 - Cardiovascular Rehabilitation	9

	<b>29.2.1 - Rehabilitation: Exercise Programmes</b>	<b>10</b>
30 - Cardiovascular Disease in Special Populations	<b>30.4 - Non-cardiac Surgery/Pre-surgical Assessment</b>	<b>1</b>
	<b>30.5 - Cardiovascular Disease in the Elderly</b>	<b>3</b>
32 - Cardiovascular Nursing	<b>32.1 - Acute Nursing Care</b>	<b>12</b>
	<b>32.2 - Chronic Nursing Care</b>	<b>19</b>
	<b>32.99 - Cardiovascular Nursing - Other</b>	<b>37</b>
34 - Public Health and Health Economics	<b>34.99 - Public Health and Health Economics - Other</b>	<b>5</b>
Grand Total		<b>268</b>

#### Top countries with accepted abstracts & Clinical cases - comparison table

Country	2017 Total	2018 Total	Country	2017 Total	2018 Total
Grand Total	<b>193</b>	<b>268</b>	<b>Lithuania</b>	2	2
Albania	1	1	<b>Macedonia The Former Yugoslav Republic of</b>		1
Australia	5	8	<b>Malta</b>	1	
Austria		2	<b>Mexico</b>		1
Belgium	1	2	<b>Morocco</b>		2
Brazil	13	1	<b>Netherlands</b>	5	4
Bulgaria	1		<b>New Zealand</b>		2
Canada	1	7	<b>Norway *</b>	18	7
China People's Republic of		1	<b>Pakistan</b>	1	
Costa Rica		1	<b>Poland</b>	11	13
Cyprus	3	3	<b>Portugal</b>	3	13
Czech Republic	1	1	<b>Romania</b>		3
Denmark	7	18	<b>Russian Federation</b>	3	14
Egypt	5	3	<b>Rwanda</b>		1
Faroe Islands		1	<b>Saudi Arabia</b>	3	3
Finland	1	2	<b>Serbia</b>	1	1
France	1		<b>Slovak Republic</b>		2
Germany	1	4	<b>Slovenia</b>	1	
Greece		1	<b>South Africa</b>	1	1
Hong Kong SAR People's Republic of China		4	<b>Spain</b>	6	16
Iceland	3	5	<b>Sweden</b>	37	18
India	2		<b>Tunisia</b>		1
Iran (Islamic Republic of)	5		<b>Turkey</b>	2	4
Ireland *	9	29	<b>Ukraine</b>	1	2
Israel		2	<b>United Kingdom</b>	16	25
Italy	8	13	<b>United States of America</b>	9	10
Japan	1		<b>Uzbekistan</b>	2	3
Korea Republic of	1	2	<b>Vietnam</b>		8

\* Sweden host country in 2017 - Ireland host country in 2018

No show & Withdrawn

Abstracts & CC	2016	2017	2018
Accepted	236	193	268
Accepted withdrawn	23	30	36
No Show	47	37	40
Presented	179	126	192
TOTAL not presented in %	29%	34%	28%

### No Show by country

The “No –Show”: Are considered “no show” all presenters of accepted abstracts who haven’t displayed their posters during the congress and haven’t notified the scientific department of their withdrawal.

No show by Country	2017	2018
Albania	1	
Brazil	1	
Bulgaria		
Canada		
Chile		
China People's Republic of		1
Egypt	3	2
France	1	
Germany		
Greece		
India	1	
Ireland	1	5
Italy	2	5
Korea Republic of	1	
Morocco		2
Netherlands		1
Norway	1	
Poland	3	
Portugal	2	2
Romania		1
Russian Federation	3	4
Saudi Arabia	2	3
Serbia	1	
South Africa	1	
Spain	3	
Sri Lanka		
Sweden	1	1
Tunisia		1
Turkey	2	
Ukraine	1	1
United Kingdom	4	2
USA		1
Uzbekistan	2	2
Vietnam		6
<b>Grand Total</b>	<b>35 persons / 37 Abstracts</b>	<b>31 persons / 40 Abstracts</b>



## REGISTRATION & ATTENDANCE

### Total attendance

	2016 Athens	2017 Jonkoping	2018 Dublin	+/- 2017
Active Delegates (incl Press)	448	332	607	275
Exhibitors	16	35	12	-23
<b>Total</b>	<b>464</b>	<b>367</b>	<b>619</b>	<b>252</b>

### By Country

Country	2016 Athens	2017 Jonkoping	2018 Dublin	+/-
Albania	4	1	2	1
Australia	4	5	8	3
Austria	1	0	2	2
Bangladesh	0	2	0	-2
Belgium	3	4	10	6
Bosnia and Herzegovina	0	0	0	0
Brazil	0	1	2	1
Bulgaria	1	2	1	-1
Cameroon	0	0	0	0
Canada	3	2	5	3
Croatia	15	12	18	6
Cyprus	18	4	7	3
Czech Republic	2	1	3	2
Denmark	20	15	25	10
Estonia	0	0	0	0
Finland	10	7	24	17
France	0	3	4	1
Germany	3	5	7	2
Greece	212	3	37	34
Hungary	1	0	5	5
Iceland	1	2	4	2
India	2	1	0	-1
Iran (Islamic Republic of)	1	0	0	0
Ireland	12	11	132	121
Israel	1	1	3	2
Italy	3	6	8	2
Japan	0	0	0	0
Jordan	3	0	0	0
Korea Republic of	0	0	0	0
Latvia	0	0	0	0
Lebanon	2	0	0	0

Lithuania	0	0	47	47
Malta	5	1	3	2
Moldova Republic of	0	0	0	0
Netherlands	10	13	22	9
New Zealand	1	1	1	0
Norway	10	27	27	0
Pakistan	0	1	1	0
Poland	9	5	10	5
Portugal	1	2	4	2
Romania	2	0	20	20
Russian Federation	0	0	2	2
Saudi Arabia	1	0	2	2
Serbia	3	1	1	0
Slovenia	3	3	4	1
South Africa	0	1	2	1
Spain	10	10	10	0
Sweden	25	132	38	-94
Switzerland	2	3	6	3
Thailand	0	0	0	0
Tunisia	1	0	0	0
Turkey	6	2	1	-1
Ukraine	1	0	1	1
United Arab Emirates	1	0	0	0
United Kingdom	27	29	66	37
United States of America	5	13	19	6

#### Top 10 countries of origin

Rank	Country	2016 Athens	2017 Jonkoping	2018 Dublin	+/-
1	Ireland	12	11	132	+121
2	United Kingdom	27	29	66	+37
3	Lithuania	0	0	47	+47
4	Sweden	25	132	38	-94
5	Greece	212	3	37	+34
6	Norway	10	27	27	0
7	Denmark	20	15	25	+10
8	Finland	10	7	24	+17
9	Netherlands	10	13	22	+9
10	Romania	2	0	20	+20

## By Region

Region	2016 Athens	2017 Jonkoping	2018 Dublin	+/-
Africa	0	1	3	+2
Asia Pacific	16	10	15	+5
Esc	425	305	560	+255
North America	7	15	26	+11
South & Central America	0	1	3	+2
<b>TOTAL</b>	<b>448</b>	<b>332</b>	<b>607</b>	<b>+275</b>

## Delegate Profile (place of work, area of interest)

Profession	Number	Percentage
No information available: delegates not having completed their "My ESC" profile	75	12,4%
Administrator	2	0,3%
Medical Technician	5	0,8%
N/A	3	0,5%
Nurse / Nurse Practitioner	360	59,3%
Other	25	4,1%
Other Healthcare Profession	32	5,3%
Physician – Cardiac Surgery	4	0,7%
Physician – Cardiology	51	8,4%
Physician – Emergency Medicine	1	0,2%
Physician – Endocrinology	1	0,2%
Physician – General Practice	3	0,5%
Physician – Intensive Care	2	0,3%
Physician – Internal Medicine	2	0,3%
Physician – Interventional Cardiology	3	0,5%
Scientist	38	6,3%

## Fields of interest

	Number	Percentage
No information available: delegates not having completed their "My ESC" profile	301	49,8%
Acute Cardiac Care	28	4,6%
Acute Coronary Syndromes	48	7,9%
Acute Heart Failure	63	10,4%
Aortic Disease	1	0,2%
Arrhythmias-General	14	2,3%
Atrial Fibrillation	15	2,5%
Basic Science	8	1,3%

<b>Cardiovascular Disease in Special Populations</b>	9	1,5%
<b>Cardiovascular Nursing</b>	58	9,6%
<b>Cardiovascular Surgery</b>	6	1,0%
<b>Chronic Heart Failure</b>	30	5,0%
<b>Clinical Skills</b>	4	0,7%
<b>Congenital Heart Disease</b>	8	1,3%
<b>Coronary Artery Disease Chronic</b>	10	1,7%
<b>Device Therapy</b>	5	0,8%
<b>e-Cardiology</b>	5	0,8%
<b>General Cardiology</b>	13	2,2%
<b>Hypertension</b>	7	1,2%
<b>Imaging</b>	8	1,3%
<b>Infective Endocarditis</b>	2	0,3%
<b>Interventional Cardiology</b>	14	2,3%
<b>Myocardial Disease</b>	3	0,5%
<b>Other</b>	30	5,0%
<b>Peripheral Vascular and Cerebrovascular Disease</b>	3	0,5%
<b>Pharmacology and Pharmacotherapy</b>	1	0,2%
<b>Public Health and Health Economics</b>	2	0,3%
<b>Pulmonary Circulation-Pulmonary Embolism-Right Heart Failure</b>	1	0,2%
<b>Rehabilitation and Sports Cardiology</b>	43	7,1%
<b>Research Methodology</b>	8	1,3%
<b>Risk Factors and Prevention</b>	21	3,5%
<b>Stroke</b>	4	0,7%
<b>Syncope and Bradycardia</b>	1	0,2%
<b>Training and Education</b>	16	2,6%
<b>Tumours of the Heart</b>	1	0,2%
<b>Valvular Heart Disease</b>	5	0,8%
<b>Ventricular Arrhythmias and Sudden Cardiac Death (SCD)</b>	3	0,5%

**Status:**

<b>Status</b>	<b>Number</b>	<b>Percentage</b>
<b>No information available: delegates not having completed their "My ESC" profile</b>	75	12,4%
<b>In training</b>	28	4,6%
<b>Practicing</b>	476	78,8%
<b>Retired</b>	4	0,7%
<b>Student</b>	21	3,5%

**Workplace:**

<b>Workplace</b>	<b>Number</b>	<b>Percentage</b>
<b>No information available: delegates not having completed their "My ESC" profile</b>	75	12,4%
<b>Administration and Government</b>	13	2,2%
<b>Healthcare - Hospital</b>	378	62,6%
<b>Healthcare - Private Practice</b>	54	8,9%
<b>Industry</b>	5	0,8%
<b>Research Institution - Non-University</b>	22	3,6%
<b>Research Institution - University</b>	158	26,2%

# INDUSTRY

## Exhibitors

There were a total of 16 stands at EuroHeartCare 2018

One organiser 12sqm

Fifteen 4sqm Exhibition Welcome Packages

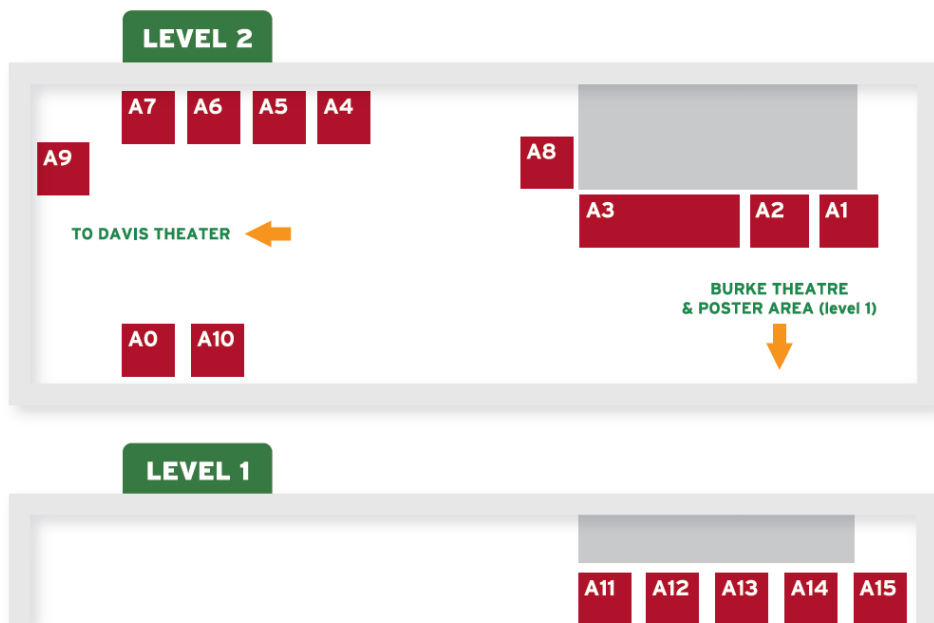
## Exhibition and Industry Sponsored Sessions

A.Menarini Pharmaceuticals Ireland Limited	A6
Amgen Ireland Limited	A7
ArcRoyal (an Owens & Minor Company)	A1
AstraZeneca	A2
Boston Scientific	A10
Edwards Lifesciences Ltd	A8
Getinge/MED	A14
Irish Nurses Cardiovascular Association	A9
Medtronic	A12
Novartis	A15
Pfizer/BMS	A11
SAGE Publishing	A0
Sanofi Genzyme	A13
Shire	A5

Satellite Symposium on Friday 8 June 2018, 12:45 - 13:45 in Burke Theater

Council on Cardiovascular Nursing and Allied Professions (CCNAP)/European Society of Cardiology (ESC)	A3
Vifor Pharma Ltd	A4

Satellite Symposium on Friday 8 June 2018, 12:45 - 13:45 in Davis Theater





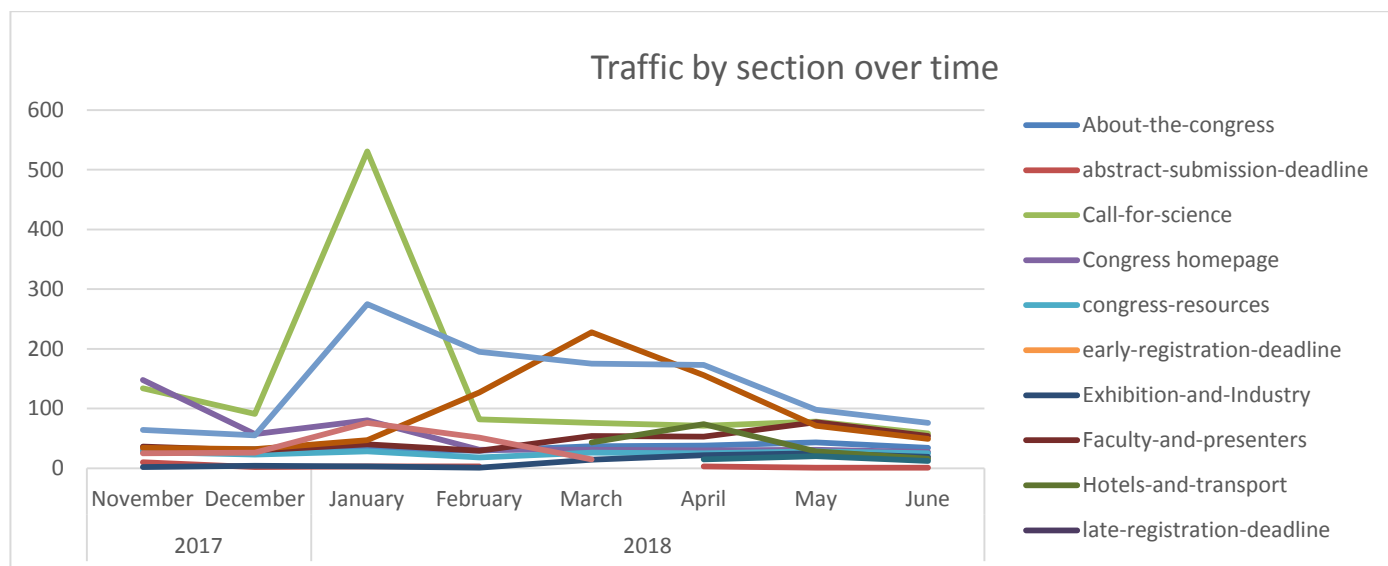
# COMMUNICATIONS

## Communication channels

### Escardio website activities

Traffic on EuroHeartCare Congress section over time (November 2017 - until June 2018)

<https://www.escardio.org/Congresses-&-Events/EuroHeartCare>



Row Labels	Count of Page Views
<b>2017</b>	
November	512
December	352
<b>2017 Total</b>	<b>864</b>
<b>2018</b>	
January	1114
February	567
March	709
April	660
May	500
June	371
<b>2018 Total</b>	<b>3921</b>
<b>Grand Total</b>	<b>4785</b>

Traffic from November 2017 to June 2018

Row Labels	Count of Page Views
About-the-congress	274
abstract-submission-deadline	23

Call-for-science	1121
Congress homepage	435
congress-resources	200
early-registration-deadline	2
Exhibition-and-Industry	90
Faculty-and-presenters	373
Hotels-and-transport	161
late-registration-deadline	1
Mobile-app	47
Registration	744
Scientific-programme	1111
Travel,-hotel-and-city	193
Your-attendance-guide	10
<b>Grand Total</b>	<b>4785</b>

#### Source of Traffic

Row Labels	Sum of Sessions
Direct	1123
Email	2434
Organic Search	7634
Referral	871
Mobile App	75
Paid Search	9
Social	327
<b>Grand Total</b>	<b>12473</b>

#### Emailings

12 dedicated ecampaigns have been sent for the congress promotion, between 17/11/17 and 11/06/18.

Promotion date	Key message	Audience reach (sent)
17/11/17	EuroHeartCare in Dublin: Abstract submission now open	3,924
04/01/18	Reminder – EuroHeartCare abstract submission	16,417
20/01/18	Abstract & clinical cases submissions: new deadline	37,130
20/02/18	Save money and register now	14,823
15/03/18	Register before 26 March	6,486
04/04/18	Don't miss this opportunity	6,629
30/04/18	Final days to register at great savings	5,169
01/06/18	Attendance Guide	2,283
07/06/18	eCongress News - Day 1	Tbc

<b>08/06/18</b>	eCongress News - Day 2	Tbc
<b>09/06/18</b>	eCongress News - Day 3	Tbc
<b>11/06/18</b>	Post congress survey	Tbc

#### CCNAP Newsletters

<b>Promotion date</b>	<b>Key message</b>	<b>Audience reach (sent)</b>
<b>07/08/2017</b>	CCNAP - Newsletter August > Save the date	1,765
<b>08/11/2017</b>	CCNAP newsletter November > Submit your abstract	1,843
<b>30/01/2018</b>	CCNAP-Newsletter-January 30 > Win 2 free registrations / Preliminary programme / Submit abstract / Early registration deadline	1,912
<b>17/05/2018</b>	CCNAP – Newsletter > NEW! The mobile app is ready / More from the Programme / Take your congress experience to Social media	1,960

#### My ESC News

<b>Promotion date</b>	<b>Key message</b>	<b>Audience reach (sent)</b>
<b>21/03/18</b>	EuroHeartCare 2018 Early registration deadline 26 March	60,914
<b>25/04/18</b>	EuroHeartCare 2018: Late registration fee deadline 3 May	60,640

#### ESC printed Journals

<b>Journal</b>	<b>Vol/issue</b>
<b>EHJ- Heart Failure</b>	19/7
<b>EJCN</b>	16/6
<b>EHJ- Heart Failure</b>	19/9
<b>EJCN</b>	16/7
<b>EHJ- Heart Failure</b>	19/11
<b>EJCN</b>	16/8
<b>EJCN</b>	17/1
<b>EJCN</b>	17/2
<b>EJCN</b>	17/3
<b>EJCN</b>	17/4
<b>EJCN</b>	17/5

## Mobile App

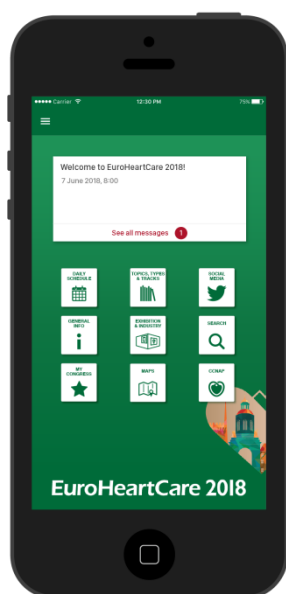
### Facts & Figures

Key figures on EuroHeartCare 2018 module

- 305 downloads (+17% compared to 2017) – 607 delegates (+83% compared to 2017)
- Search: mostly used to search for speakers/Faculty
- Major actions done by users
  - Access the Daily Schedule (84%)
  - Access the Latest Messages section (75%)
  - Access General info section (49%)

The EuroHeartCare module – part of ESC Congresses app (available for iPhones, Android phones, iPad & Android tablets) was made available on the App Store® and Google Play on **7 May**.

The mobile app contained:



The up-to-date scientific programme of the Congress (including abstracts & learning objectives)

Congress floor plans (congress floor plan overview and Exhibition map)

Congress general information

CCNAP corporate information

An easy-to-use search function which enables users to search for sessions, posters, speakers, exhibitors and general info

Notes section on sessions/presentations

Personal schedule planner with the ability to select sessions of interest and synchronise the planner with the online Scientific Programme & Planner (SP&P) as well as between devices

Dedicated section for personal appointments from My Programme with synchronisation between devices

Social media content sharing tools via Facebook, Twitter and LinkedIn as well as via email

Stand alone app features: once downloaded, no need to connect to the internet to access all congress info

### New in 2018:

All congresses are now included in the same ESC Congresses app

The project objectives were to:

Ensure smooth dissemination of EuroHeartCare scientific programme and general information to participants

Enhance the delegates' congress experience by facilitating and optimising decision-making for participants

Offer functionalities to congress delegates:

- Daily news pushed on mobile devices
- Interactive maps to locate exhibitors and sessions rooms
- Session objectives & abstracts available for consultation within the app
- Powerful search functionality throughout the app
- Creation of personalised programmes
- Note taking for sessions and ability to share these with colleagues
- Find practical information about the congress

Provide participants and exhibitors with sustainable content options

Broaden the access to social networking platforms

Extend the EuroHeartCare congress brand and experience

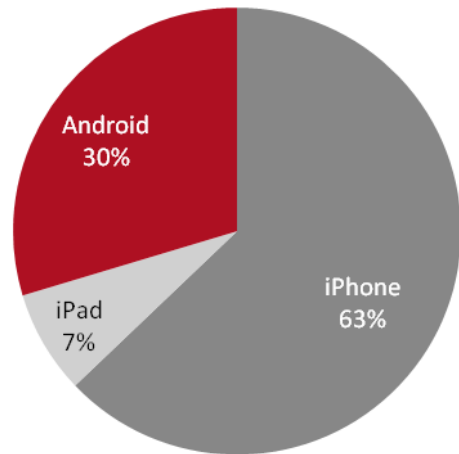
Decrease the need for paper programmes on-site  
 New technologies to reach a younger target audience  
 Reach delegates through their “personal” telephone to easily keep in touch with them

**Downloads per platform**

**iOS devices** are the most widely used with 216 downloads, representing **70% of overall downloads** (62% in 2017). One should note that the proportion of Android is getting increasing.

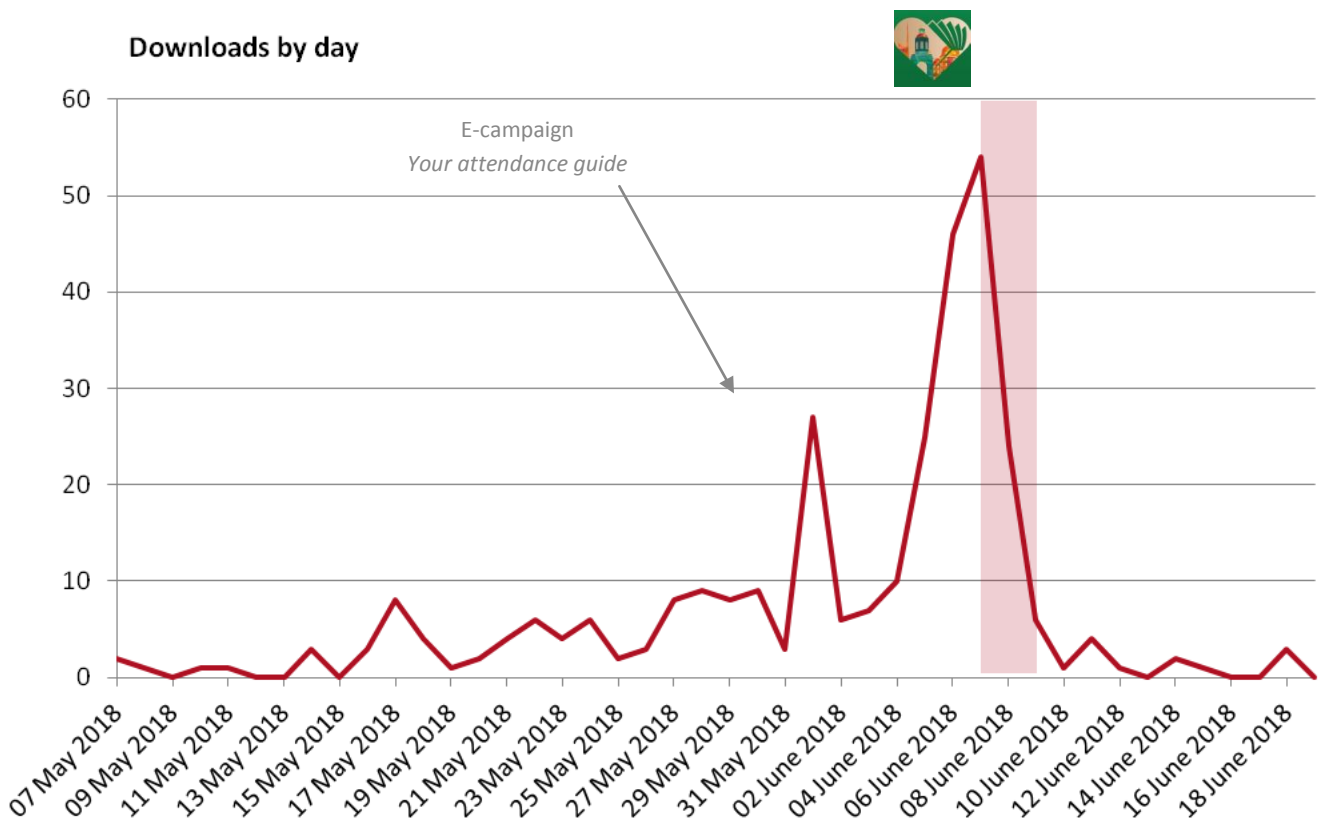
Downloads per platform	
iOS	216
Android	91
<b>TOTAL</b>	<b>305</b>

Downloads per platform



**Downloads per day**

The app was launched on 7 May to encourage downloads before the event (to limit WIFI access on site) and to allow participants to prepare their congress programme via the app.

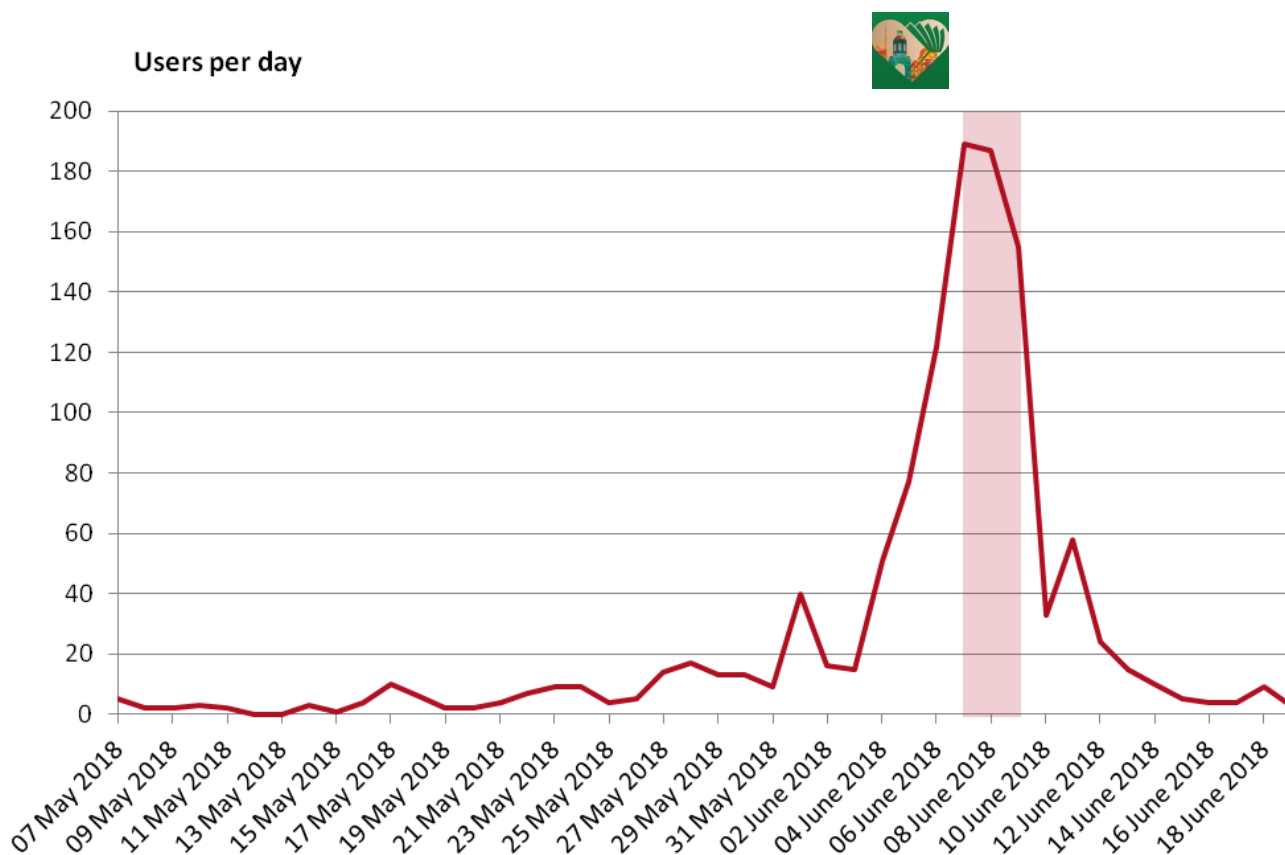


## Downloads per period

Period	2018		2017	
	No. of downloads	Distribution	No. of downloads	Distribution
Pre-Congress	209	69%	165	63%
Congress Day 1	54	18%	65	25%
Congress Day 2	24	8%	18	7%
Congress Day 3	6	2%	3	1%
Post-Congress	12	4%	9	3%
<b>TOTAL</b>	<b>305</b>	<b>-</b>	<b>260</b>	<b>-</b>

## Users per day

This graph shows the number of active devices connected to EuroHeartCare 2018 module. One user = one device: if you use the app on your iPad and your iPhone on the same day, you will be counted twice. A user is only counted if he/she undertakes an action within the app (app launch, click of a button, access a map ...).





On the most intensive day – congress day 1 – the app was used on 189 devices, representing 62% of downloads (65% in 2017).

### Downloads per language

Information related to user language gives an indication about user demographics. It reflects the language setting on the user’s device (as opposed to the country where the app was downloaded, or where users come from).

The table below displays the top fifteen ranking of language settings depending on the number of downloads in 2018.

Language	2018 - Downloads		2017 – Downloads	
	Number	Distrib.	Number	Distrib.
English	137	45%	83	32%
Dutch	31	10%	17	7%
Danish	23	8%	17	7%
Swedish	21	7%	80	31%
Norwegian	16	5%	19	7%
German	11	4%	9	3%
Finnish	10	3%	6	2%
Greek	9	3%	4	2%
French	9	3%	5	2%
Portuguese	7	2%	2	1%
Russian	5	2%	-	-
Spanish	4	1%	2	1%
Croatian	3	1%	-	-
Italian	3	1%	5	2%
Ex-aequo: Hebrew	2	1%	1	0%
Ex-aequo Japanese	2	1%	1	0%
Ex-aequo Romanian	2	1%	-	-

This top 10 represents 90% of total downloads.

### User behaviour

#### Overall functionalities

The three most used functionalities are:

- Access the Daily Schedule (84%)
- Access the Latest Messages section (75%)
- Access General info section (49%)

#### User behaviour regarding sessions

- The top 20 most **popular sessions**

<b>1</b>	Inaugural session	419
<b>2</b>	Wellbeing after a cardiac event	374
<b>3</b>	Chronic heart failure: a complex syndrome requiring innovative management	371

4	Optimising the role of the patients and their carers/ family	301
5	Optimising physical activity for primary and secondary prevention	301
6	Oral abstract session: heart failure, surgery and PAD	285
7	Applying complex intervention frameworks	284
8	Clinical case session	252
9	Oral abstract session: PPCI , risk factors and prevention	247
10	Oral abstract session - Doctoral Students	247
11	Addressing risk factors - Primary to secondary prevention	236
12	Improving initial assessment in the cardiac patient	233
13	Current challenges in medication management	231
14	Hospitalisation- a necessary evil in acute events	225
15	Closing session	208
16	Moderated poster session 1	203
17	Special needs of the older adult with cardiovascular disease	200
18	The rhythm of life: Care of the patient with arrhythmia	197
19	Ambulatory Blood Pressure Monitoring (ABPM)	167
20	Poster session 1	166

- The top 20 **favourite sessions** (tagged as ★ “Favourite” by the users)

1	Inaugural session	85
2	Wellbeing after a cardiac event	78
3	Chronic heart failure: a complex syndrome requiring innovative management	77
4	Optimising physical activity for primary and secondary prevention	70
5	Closing session	70
6	Optimising the role of the patients and their carers/ family	66
7	Oral abstract session: heart failure, surgery and PAD	63
8	Applying complex intervention frameworks	60
9	Addressing risk factors - Primary to secondary prevention	58
10	Special needs of the older adult with cardiovascular disease	56
11	Moderated poster session 1	54
12	Current challenges in medication management	53
13	Oral abstract session: PPCI , risk factors and prevention	51
14	Heart Surgery: debate PCI versus CABG	49
15	CCNAP General Assembly	46
16	Clinical case session	44
17	Hospitalisation- a necessary evil in acute events	44
18	Improving initial assessment in the cardiac patient	42
19	The rhythm of life: Care of the patient with arrhythmia	38
20	Moderated poster session 3	34

- Top ten most viewed topics/types & tracks

---

<b>1</b>	Cardiovascular Nursing	64	1
<b>2</b>	<i>Abstract Session</i>	60	2
<b>3</b>	<i>Poster Session</i>	50	0
<b>4</b>	HEART FAILURE	46	2
<b>5</b>	ARRHYTHMIAS AND DEVICE THERAPY	45	0
<b>6</b>	<i>Special Event</i>	41	3

---

## Social Media

Data as of June 15

### Facebook

Album #EuroHeartCare

**European Society of Cardiology** added 2 new photos.  
Published by Camille Dulbecco [?] · June 8 at 4:58pm ·

Photos from the most exciting event in cardiovascular nursing and allied professions this year!



#EuroHeartCare  
2 Photos

10,416 people reached Boost Post

Like Comment Share

Lotte Helmark, Milosh Gjelikj and 83 others Oldest

Total Reach: 10416

Total Impressions: 13920

Engaged Users: 373

**European Society of Cardiology**  
Published by Lavinia Baciu [?] · June 7 at 11:37am ·

To celebrate the exciting #EuroHeartCare starting today, all European Journal of Cardiovascular Nursing content is now free until Saturday night 🙌  
Happy reading everyone <https://bit.ly/2Jdii0d> 😊



JOURNALS.SAGEPUB.COM  
**European Journal of Cardiovascular Nursing - Volume 17, Number 5, Jun 01, 2018**  
Table of contents for European Journal of Cardiovascular Nursing, 17, 5, Jun 01, 2018

11,156 people reached Boost Post

Like Comment Share

Ekaterina Gubareva, Katrin Bay and 28 others






13 Shares

Total Reach: 11156






Total Impressions: 15216

Engaged Users: 174

### Top 5 tweets from ESC main Twitter

	<u>Impressions</u>	<u>Engagements</u>	<u>Engagement rate</u>
 <b>European Cardiology</b> @escardio · Jun 10 We hope you are all enjoying your weekend! Happy Sunday with an apical HOCM parasternal short axis 😊 <a href="#">#cardiotwitter</a> <a href="#">#cardiology</a> <a href="https://pic.twitter.com/2LtAibech8">pic.twitter.com/2LtAibech8</a>	81,920	3,168	3.9%
 <b>European Cardiology</b> @escardio · Jun 8 D. O'Shea: health benefits of 5-10 % weight loss. <a href="#">#EuroHeartCare</a> <a href="#">#riskfactors</a> <a href="https://pic.twitter.com/A1zegAoPtK">pic.twitter.com/A1zegAoPtK</a>	12,534	1,091	8.7%
 <b>European Cardiology</b> @escardio · Jun 6 To celebrate the exciting <a href="#">#EuroHeartCare</a> starting tomorrow, all European Journal of Cardiovascular Nursing <a href="#">#EJCN</a> content is now free until Saturday night 👍  Happy reading everyone <a href="https://bit.ly/2Jdii0d">bit.ly/2Jdii0d</a> 😊  <a href="#">@EditorEJCN</a> <a href="#">@BarbroKje</a> <a href="#">@LeonieKlompstra</a> <a href="#">@HillLoreena</a> <a href="#">@EkateriniL</a>	9,676	169	1.7%
 <b>European Cardiology</b> @escardio · Jun 7 Thrilled to have <a href="#">@HillLoreena</a> <a href="#">@LeonieKlompstra</a> <a href="#">@EditorEJCN</a> <a href="#">@EkateriniL</a> <a href="#">@Gerrythecynic</a> as ESC Twitter Ambassadors during <a href="#">#EuroHeartCare</a> 🙌  Follow their updates & share the science. Let's make it big <a href="#">#CardioTwitter</a> 🙌  <a href="#">#PatientCare</a> <a href="#">#CardiacCare</a> <a href="#">#HeartHealth</a> <a href="#">#Nursing</a> <a href="https://pic.twitter.com/WM4rBIQIAU">pic.twitter.com/WM4rBIQIAU</a>	7,106	71	1.0%
 <b>European Cardiology</b> @escardio · Jun 7 The answer to this week's ecg challenge on our fb page <a href="https://bit.ly/2xMlnOw">bit.ly/2xMlnOw</a> <a href="https://pic.twitter.com/2RML0TEjFC">pic.twitter.com/2RML0TEjFC</a>	7,102	538	7.6%

## Top 5 tweets from ESC Journals

	Impressions	Engagements	Engagement rate
 <b>ESC Journals</b> @ESC_Journals · Jun 9 Effectiveness of interventions involving nurses in secondary <b>#stroke</b> prevention: A systematic review and meta-analysis <a href="https://bit.ly/2Hn96jZ">bit.ly/2Hn96jZ</a>  <a href="#">@escardio</a> <a href="#">#EuroHeartCare</a> <a href="#">#ESCCoT</a> <a href="#">#freeaccess</a> <a href="https://pic.twitter.com/BzbAje96gQ">pic.twitter.com/BzbAje96gQ</a>	8,832	150	1.7%
 <b>ESC Journals</b> @ESC_Journals · Jun 7 The incidence and impact of implantable cardioverter defibrillator <b>#ICD</b> shocks in the last phase of life: An integrated review <a href="https://bit.ly/2sNvhLd">bit.ly/2sNvhLd</a>  <a href="#">@escardio</a> <a href="#">#EuroHeartCare</a> <a href="#">#ESCCoT</a> <a href="#">#openaccess</a> <a href="https://pic.twitter.com/mFB0OvOajX">pic.twitter.com/mFB0OvOajX</a>	8,566	424	4.9%
 <b>ESC Journals</b> @ESC_Journals · Jun 7 Walking with controlled breathing improves exercise tolerance, anxiety, and quality of life in heart failure patients: A randomized controlled trial <a href="https://bit.ly/2LZZDms">bit.ly/2LZZDms</a>  <a href="#">@escardio</a> <a href="#">#EuroHeartCare</a> <a href="#">#ESCCoT</a> <a href="#">#HeartFailure</a> <a href="#">#RCT</a> <a href="#">#freeaccess</a> <a href="https://pic.twitter.com/bu64DAHFRK">pic.twitter.com/bu64DAHFRK</a>	8,537	310	3.6%
 <b>ESC Journals</b> @ESC_Journals · Jun 8 Short- and long-term effectiveness of a smartphone application for improving measures of adiposity: A randomised clinical trial – EVIDENT II study <a href="https://bit.ly/2sE2etj">bit.ly/2sE2etj</a>  <a href="#">@escardio</a> <a href="#">#EuroHeartCare</a> <a href="#">#ESCCoT</a> <a href="#">#DigitalHealth</a> <a href="#">#RCT</a> <a href="#">#EVIDENTII</a> <a href="#">#freeaccess</a> <a href="https://pic.twitter.com/iXxtXRF6Q5">pic.twitter.com/iXxtXRF6Q5</a>	7,447	196	2.6%
 <b>ESC Journals</b> @ESC_Journals · Jun 6 "Tackling the complexity of <b>#cardiovascular</b> care" is the motto for <b>#EuroHeartCare</b> 2018!! Join us on <a href="#">@ESC_journals</a> & read 2 papers of special interest each day from the European Journal of Cardiovascular Nursing! <a href="#">@escardio</a> <a href="#">#ESCCoT</a> <a href="#">@EditorEJCN</a> <a href="#">@FitzsimonsDonna</a> <a href="#">@HillLoreena</a>	5,939	71	1.2%



## Post congress survey

### Executive Summary

- The general level of satisfaction of attendees this year is 87.94% of “very satisfied and satisfied” (2017: 80.73%).
- Delegates were much happier having the congress at a main transport hub.
- Most delegates say that networking is a ‘very important’ reason to attend.
- Delegates are mostly interested in Prevention and Rehabilitation topics in 2018.
- Workshops, hands-on sessions and debates are the aspects of the congress that delegates would like to see more of in 2019.
- Over half of respondents initially found out about EuroHeartCare from the ESC either through the website or via direct communication.

### Global feedback from email question

The survey was sent to 323 delegates attendees (who opted in for the emails communication) to collect their feedback. The objectives of the survey are:

- General feedback of congress organisation
- Future expectations

This survey was sent out on June 9, at the end of the congress in order to reach the delegates as soon as possible, to have the highest possible quality of responses.

The survey obtained a very high response rate of 26.32% for the overall audience. (85 individuals)

As a reference, the response rate for the previous post-congress survey in 2017 was 20.07%. (55 individuals)



Dear Professor Soler,

Thank you for attending EuroHeartCare 2018. We hope you enjoyed the scientific sessions, networking opportunities and had the chance to stop by CCNAP/ESC stand and exhibition area.

Your experience and feedback are very valuable to us and we would like you to take this short survey.



It was great



It was OK



It was poor

All comments and suggestions will help us improve your experience at EuroHeartCare 2019 taking place 2 to 4 May in Milan, Italy.

Thank you for your time.

The EuroHeartCare Congress team

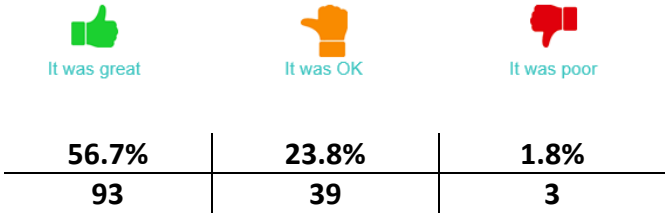


Our Diversity is Our Strength



Once again, this year we have an impressive open rate and click rate, with an 50.8% open and 38.2% click.

This first question gives us the general feeling of respondents concerning ESC Congress.



(\* the remaining 17.7% clicked on other links as social media, etc)

Of all respondents, 56.7% rated the congress overall as 'great' and 23.8% rated it 'OK'. Only a very small percentage of respondents, 1.8%, representing 3 persons have responded it was poor.

In order to present the findings of this survey we have categorised this report into 3 sections:

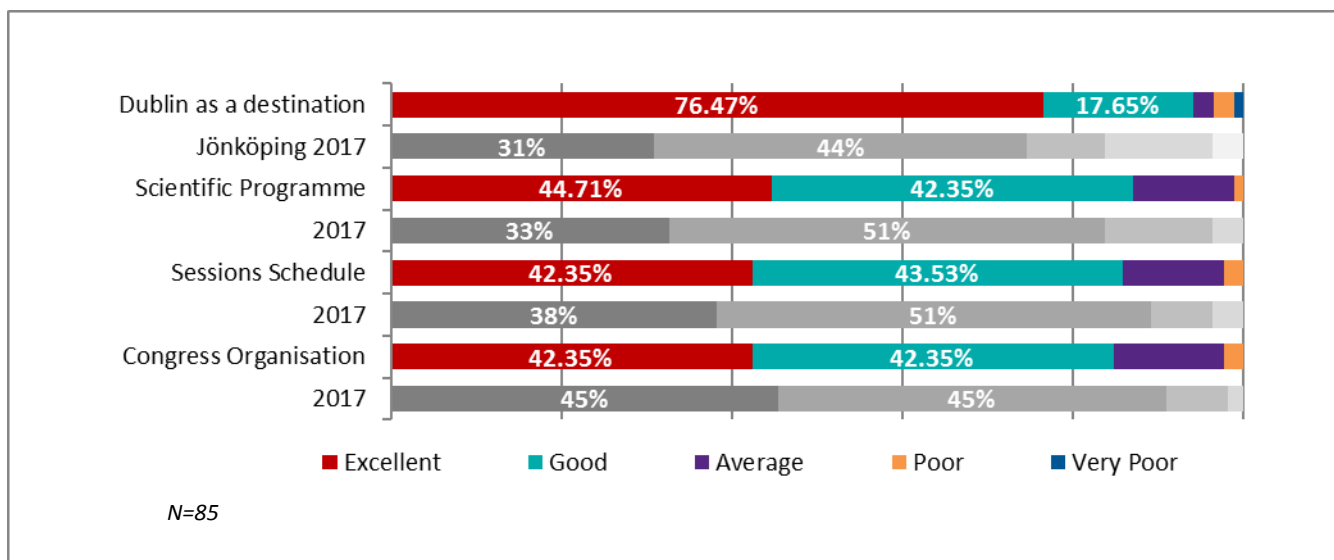
- 1/ Congress Experience
- 2/ Delegate Activity
- 3/ Delegates comments

## Congress Experience

The general level of satisfaction of attendees this year is 87.94% of “very satisfied and satisfied”. (Method: average of sums of satisfactions of each item)

The level of satisfaction compared with last year is slightly better (2017: 80.73%), showing the constant improvement of the congress. Going into detail we can see on the chart below that more respondents have rated most aspects of the congress as ‘Excellent’ compared to 2017.

**Please rate the following in terms of fulfilling your expectations  
at EuroHeartCare 2018:**

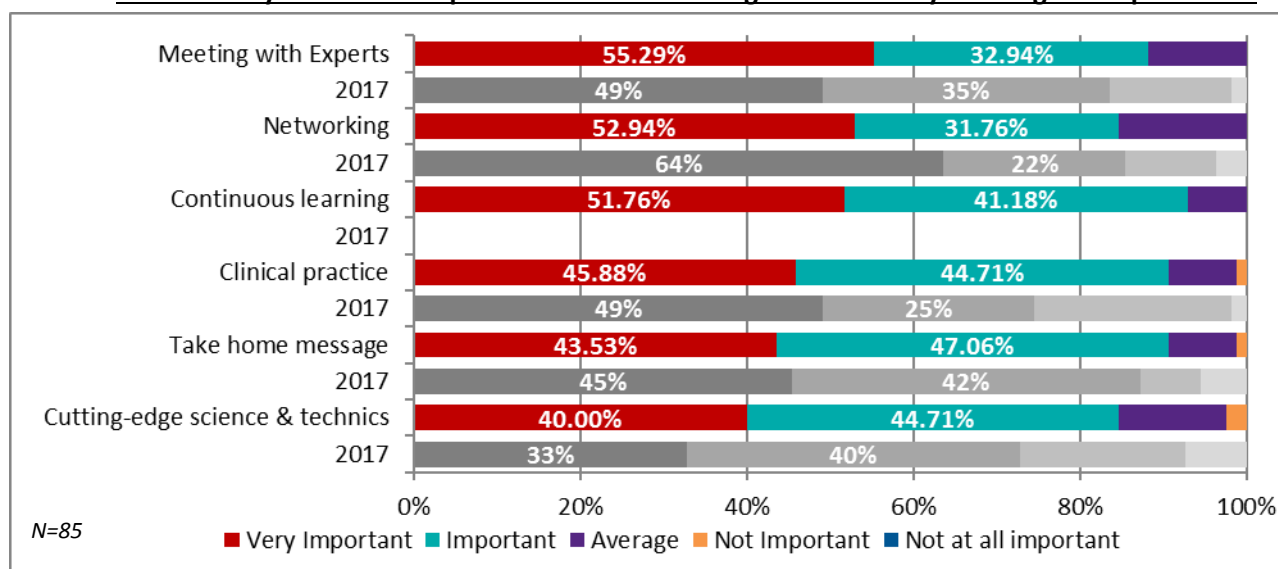


Adding together ‘Excellent’ and ‘Good’, most of the choices are between 85 and 90%. One item is standing out, it is the destination. **Dublin had a very high level of satisfaction** amongst attendees, with 76% of them rating the location ‘Excellent’.

The 3 other aspects all received around 85% satisfaction.

These results are similar to last year, with only a slight drop in satisfaction regarding the scheduling and congress organisation. Comments given by respondents later on in this report highlight some of the problems faced by delegates regarding scheduling and congress organisation.

### How would you rate the importance of the following elements for your congress experience ?

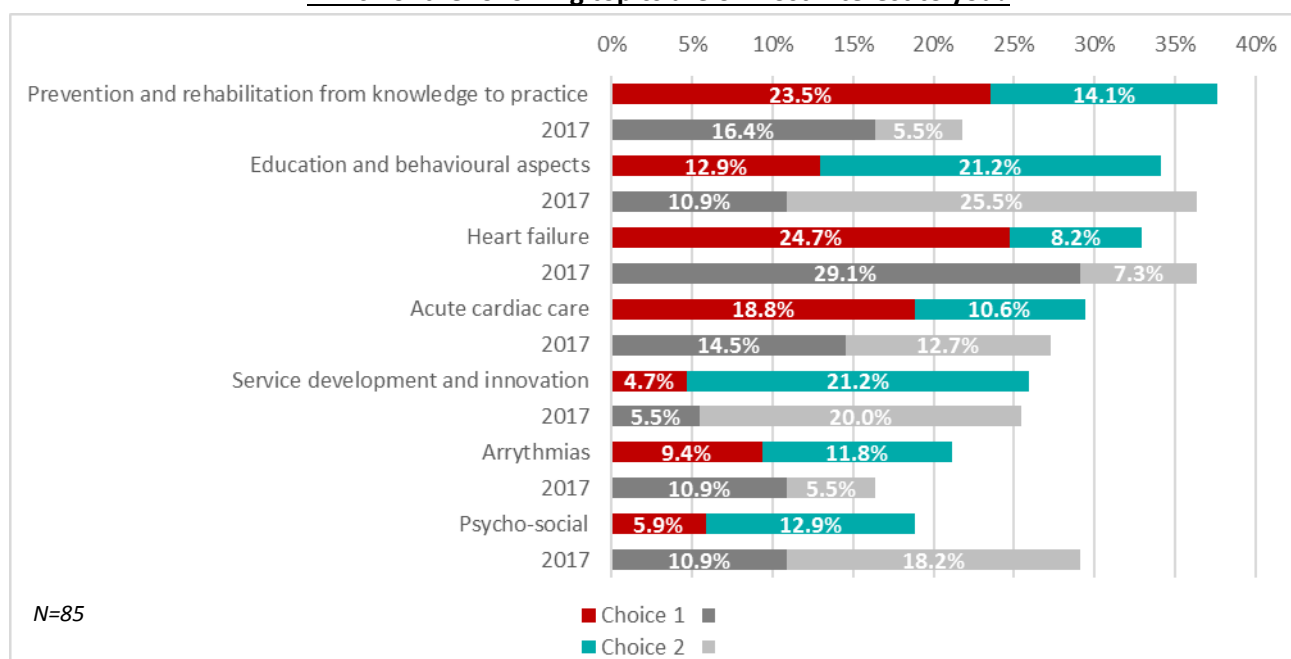


We see that compared to last year most factors were given similar importance, with the only notable difference being that Clinical Practice was considered a more important element for a successful congress this year, with 16% more respondents rating this option as important or very important compared to 2017.

**The factor rated as most important aspect of a positive congress experience was Continuous Learning.**

For the next question, we wanted to gauge what topics respondents are most interested in. Respondents were given 7 options and were allowed 2 choices.

### Which of the following topics are of most interest to you?

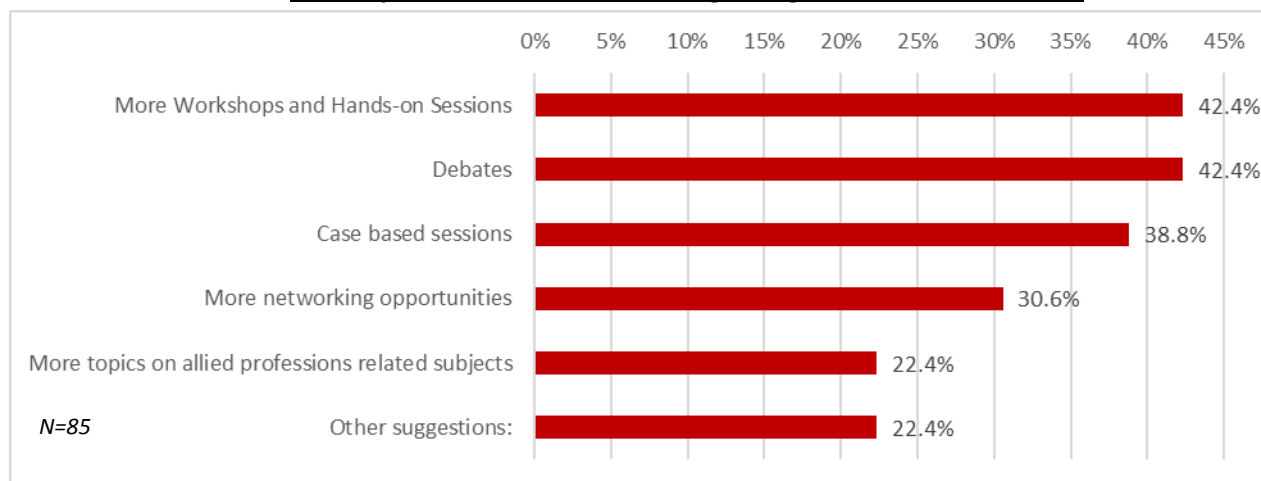


This year, **Prevention and Rehabilitation** was the most popular topic, chosen by 37% of respondents, compared to just 22% of respondents in 2017 when it was the 6<sup>th</sup> most popular topic.

Psycho-social was the least selected topic with just 19% of respondents choosing this. Interestingly this topic was the 3<sup>rd</sup> most popular in 2017 where it received 29% of the respondents' choices. This suggests that **delegates to EuroHeartCare have a wide range of interests** as highlighted by the big difference in popularity of topics from year to year.

We asked respondents to select from 5 options if they would like to see any changes to the congress format in future editions. Multiple choices were possible

**Would you like to see the following changes in the next editions?**



The 2 most popular options are the 2 most interactive options with most delegates wishing to see more workshop and more debates.

Of the 15 'other' suggestions, the most representative are:

*"A lot of Heart Failure sessions..... More opportunities for Nurses out there to demonstrate/ inform internationally their innovative practices!"*

*"More variety of Topics - very Heart Failure focused - I would like to see more integration with other vascular disorders specialists"*

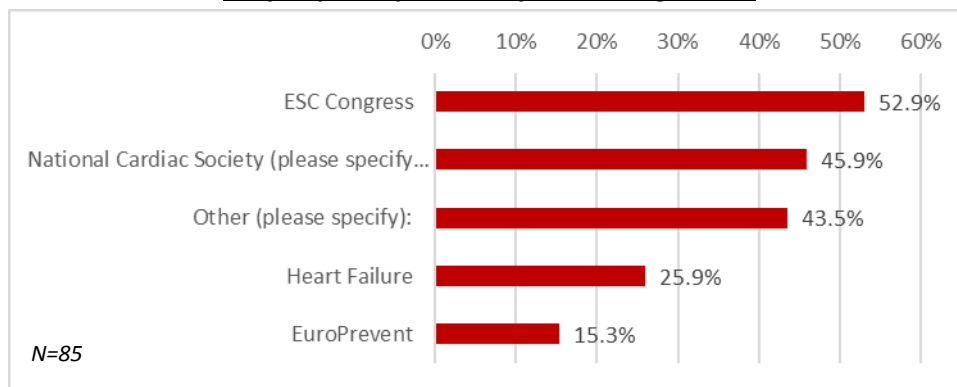
*"More recent research and a more practical approach to explain research. More emphasis on the results."*

*"More oral abstracts (ie concurrent sessions)."*

**Delegate Activity**

The next section of the survey focussed on the delegate interaction with the ESC and it's services.

**Do you participate in any other congresses?**

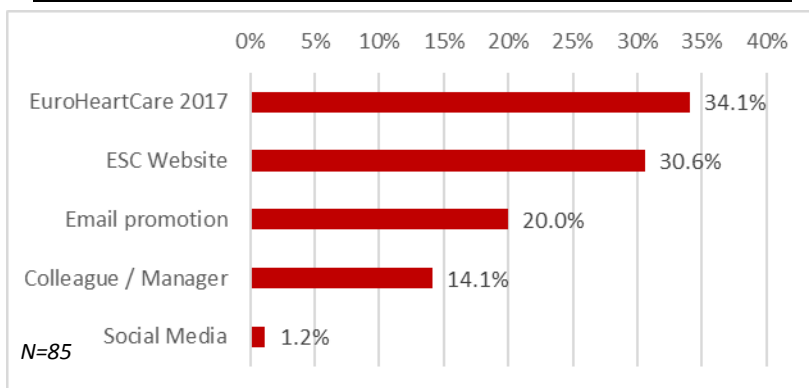


Over half of respondents have attended an ESC Congress, and a significant proportion also have attended Heart Failure congress and/or EuroPrevent.

In terms of the 'Other' options, most responses were for various national cardiac society conferences with 2 respondents stating American Heart Association congress.

In order to understand how delegates are made aware of EuroHeartCare 2018 we simply asked how they first heard of the congress.

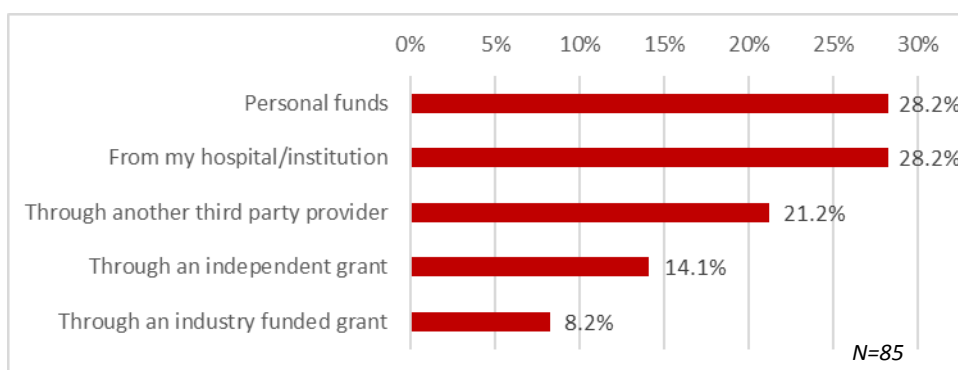
**Where did you first hear about EuroHeartCare 2018 in Dublin?**



Over a third of delegates were first made aware of congress in 2018 at the congress in 2017. As this is an annual congress this is no surprise but highlights the importance of publicising future editions of the congress at the congress. We also see that promotion done by the ESC via **emails and the website were very effective with over 50% of respondents being made aware of the congress by those channels.**

The next question was designed to learn how delegates were funded to attend the congress.

**Where did you secure your funding?**



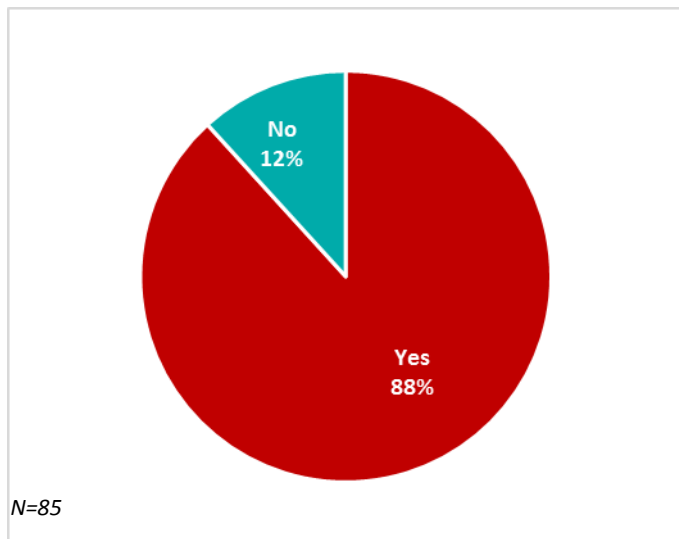
**Over half of respondents stated that attendance at the congress was paid for either by themselves or through their hospital or institution.**

There was also an option for respondents to list the grants they received. Of the 14 responses the most representative were:

- “ESC”*
- “EuroHeartCare Travel Grant. Thank you for this opportunity!”*
- “Faculty”*
- “Funding from CCNAP as a speaker”*
- “Your very generous travel grant”*
- “Some from ESC, and some from another cardiac society.”*
- “Through CCNAP and two independent grants”*
- “Through Irish cardiology nurses association”*

The next question was simply asking if respondents were members of CCNAP

**Are you a CCNAP member?**

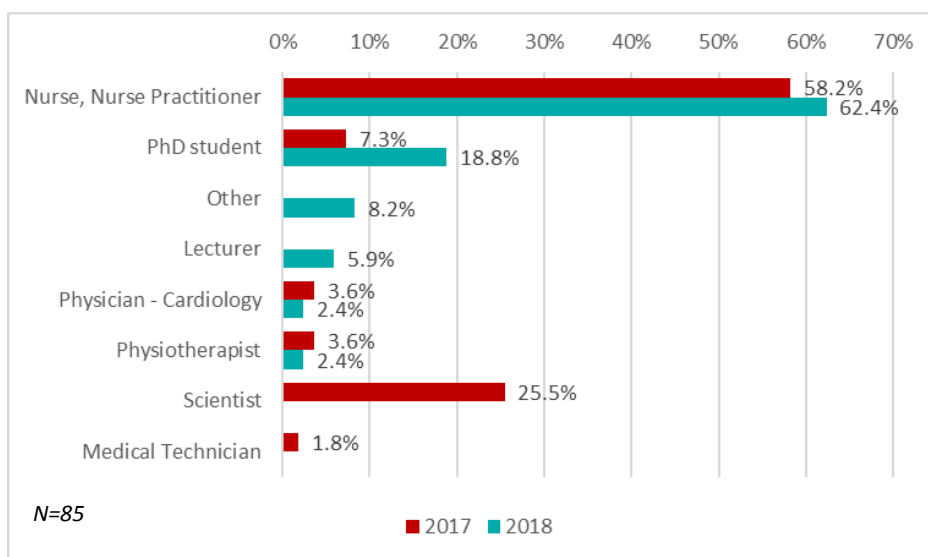


The clear majority of respondents to this question were CCNAP members with 88% of those replying 'Yes'.

For reference, the actual representation of CCNAP members at EuroHeartCare was 44.6% of total delegates.

The next question was asked to discover the profession of survey respondents.

**Please specify your profession**

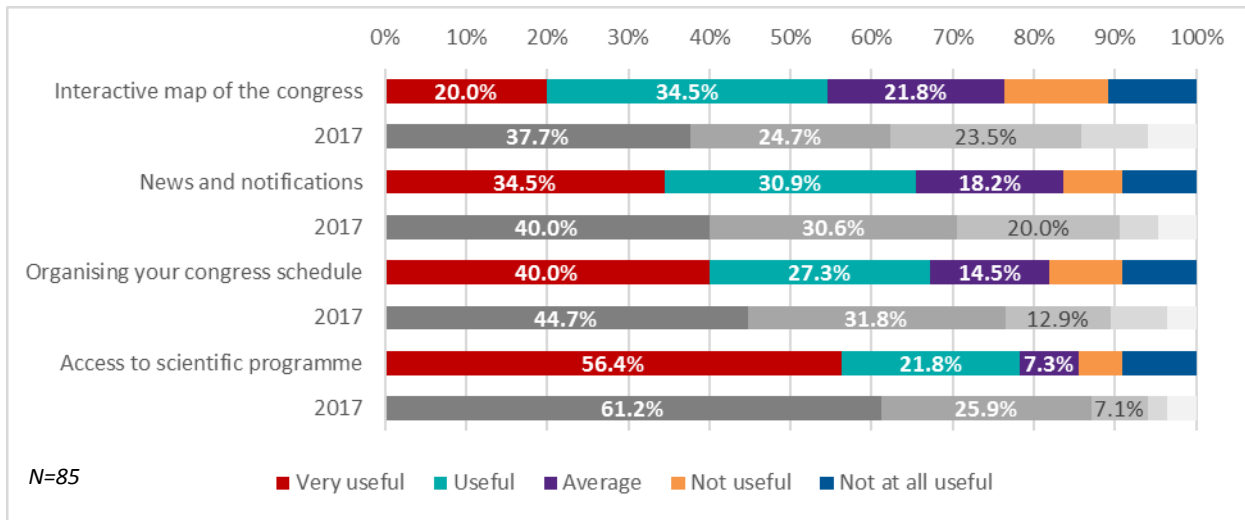


As expected, most respondents were a nurse or nurse practitioner (62%), and **we have seen a slight increase in the percentage of nurses at EuroHeartCare compared to last year (58%).**

There has been a significant increase in the number of PhD students amongst respondents from 7.3% in 2017 to 18.8% in 2018.

The next question was asked to determine the level of use and effectiveness of the mobile app.

**Please rate the Mobile App usefulness**



**Most respondents (78%) found the mobile app to be ‘useful’ or ‘very useful’ regarding access to the scientific programme.** This is a slight drop compared to last year where 87% of respondents found it useful or very useful.

The aspect of the mobile app that was used the least was the interactive map of the congress, although over 54% of respondents still found it useful or very useful. This may be down to the intuitive layout and good signage at the congress, rendering the need for an interactive map mostly redundant.