



EACVI
European Association of
Cardiovascular Imaging

EuroEcho

THE LEADING ECHOCARDIOGRAPHY
CONGRESS 2021



Post Congress Report

Online

Around the world

**9-11
December**

#EuroEcho
www.escardio.org/EACVI

 **ESC**
European Society
of Cardiology

Table of contents

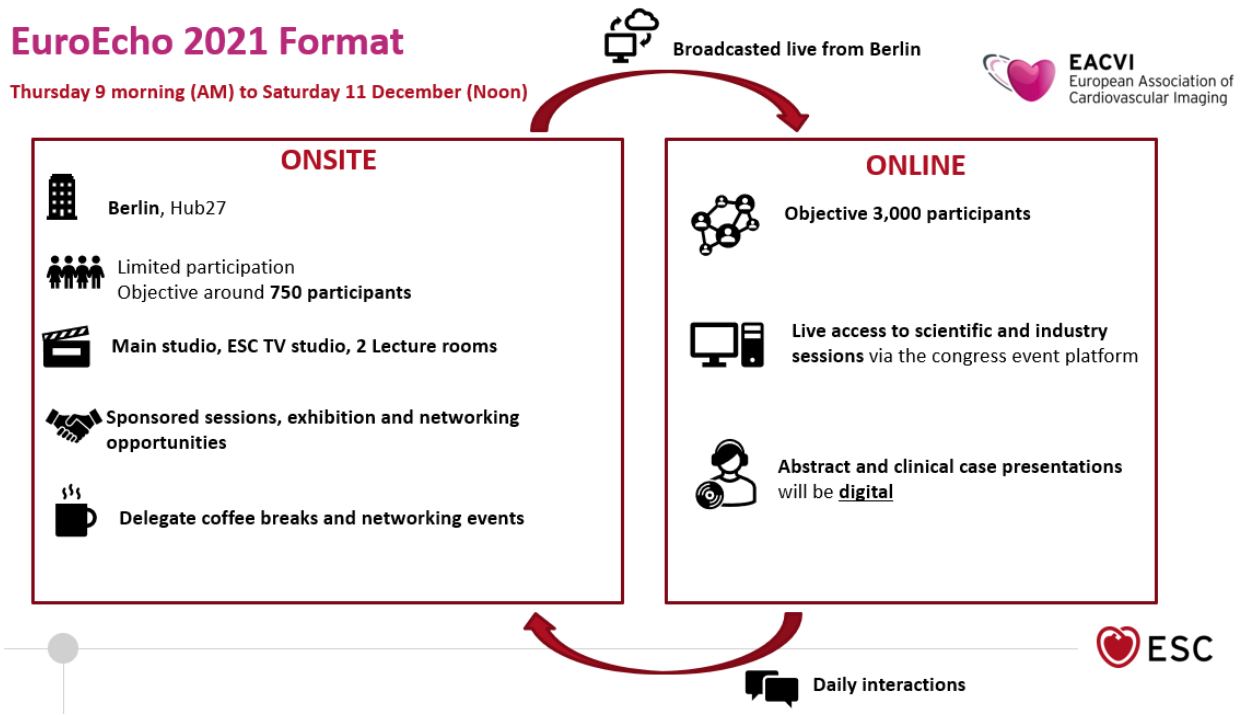
1.	Introduction	3
1.1	Introduction	3
1.2	History	4
1.3	Quick facts & figures	5
1.4	Concept	6
1.5	Committees	6
1.6	Suppliers	6
1.7	Event programme	7
2.	Event platform	8
2.1	Interactivity	8
2.2	Resources & VOD	8
3.	Scientific and educational programme	9
3.1	Overview	9
3.2	Faculty - Activities / Roles	10
3.3	The Scientific and educational Programme	14
3.4	Abstracts & clinical cases	23
3.5	Live zoom abstracts	31
3.6	Abstract Publications (abstract supplement)	32
4.	Interludes	33
4.1	Slides (waiting, transition, technical)	33
4.2	Interludes (promo videos) and daily countdowns	34
4.3	Intro/outro	34
5.	Delegate analytics	35
5.1	Registration	35
5.2	Delegates	36
5.3	Event attendees	37
5.4	Attendee profiles	37
6.	Industry	40
6.1	Exhibition	40
6.2	Industry Sponsored Sessions	44
6.3	Sponsorship & advertisement	45

1. Introduction

1.1 Introduction

EuroEcho is the annual congress of the European Association of Cardiovascular Imaging (EACVI). This year's edition was the 25th annual event for the echocardiography community. The target audiences of this congress are EACVI members, echocardiographers, general cardiologists, all HCP interested in Imaging.

EuroEcho 2021 was initially planned to be held in Berlin and online, a first for EACVI. The congress days were reduced to 2.5 days (vs 3.5 days previously).



Unfortunately, due to the COVID-19 pandemic the congress was cancelled onsite 2 weeks before the congress and was confirmed as a 100% online event. Official announcement was sent on 24 November. All delegates registered onsite were given an online registration and were refunded the price difference. The scientific programme including industry sessions remained unchanged.

1.2 History

<p>EuroEcho & other Imaging Modalities 2011 Valvular Heart Disease & Left ventricular function Budapest, Hungary 3 613 total participants</p>	<p>EuroEcho-Imaging 2016 Imaging in Arrhythmias and Aortic valve diseases Leipzig, Germany 3 230 total participants</p>
<p>EuroEcho & other Imaging Modalities 2012 Imaging Atherosclerosis & Non-invasive cardiovascular imaging and outcome Athens, Greece 2 876 total participants</p>	<p>EuroEcho-Imaging 2017 Imaging in heart failure & Interventional imaging Lisbon, Portugal 3 973 total participants</p>
<p>EuroEcho-Imaging 2013 Heart Failure & Imaging in interventional therapy Istanbul, Turkey 3 311 total participants</p>	<p>EuroEcho-Imaging 2018 Exercise and sport & Valvular Heart Disease Milan, Italy 4 216 total participants</p>
<p>EuroEcho-Imaging 2014 Three-dimensional imaging & Imaging in Acute Cardiac Care Vienna, Austria 3 574 total participants</p>	<p>EuroEcho 2019 Cardiomyopathies and Imaging in Acute Cardiac Care Vienna, Austria 4 092 total participants</p>
<p>EuroEcho-Imaging 2015 Cardiomyopathies & early diagnosis of cardiovascular disease Seville, Spain 3 143 total participants</p>	

1.3 Quick facts & figures

Main themes

Valvular Heart Disease & Ischemic Heart Disease
Imaging: Echocardiography & Multi-Modality Sessions

CME credits

9 CME credits from UEMS for live viewing and on-demand

Event platform

3 channels were streamed
Research Gateway on demand for abstracts & clinical cases (opened on Friday 7 May)

2,945 active participants

92 countries represented
41% of registrants under 40
51% of registrants were female
160 Faculty members (for 242 roles) from 32 countries

60 sessions

36 scientific and educational sessions
19 abstract-based programme sessions
5 Satellite Symposia

501 abstracts & 156 cases accepted

592 abstracts and 221 clinical cases submitted
82% acceptance rate (92% for abstracts and 72% for CC)

Other

15 congress educational grants offering a free online registration to grantees
No exams/ No level 1 tracks
No Mobile App

1.4 Concept

EuroEcho took place from 9 to 11 December online. All sessions were live, there were no pre-recorded sessions. The congress started at 8:30 on Thursday 9 December and ended on Saturday 11 December at 13:10.

Registered delegates could access the congress platform with their My ESC login details.

1.5 Committees

EACVI President

Prof. Bernard Cosyns (Belgium)

Scientific Programme Chairs

Prof. Leyla Elif Sade (Turkey)

Dr. Denisa Muraru (Italy)

Scientific Programme Advisors

Dr. Nina Ajmone Marsan (Netherlands)

Prof. Erwan Donal (France)

Prof. Bernhard Lothar Marie Gerber (Belgium)

Prof. Ricardo Fontes Carvalho (Portugal)

Associate Prof. Pal Maurovich-Horvat (Hungary)

1.6 Suppliers

- ✓ Live sessions & event streamer: CYIM
- ✓ Abstract gallery & industry Satellite Symposia: CYIM

1.7 Event programme

DAY 1 - Thursday 9 December							
Start time	End time	Duration	Room 1	Room 2	Room 3	Oral Live Discussion room 1	Oral Live Discussion room 2
08:30:00	09:00:00	0:30:00	1000 - Inaugural Session (all active channels)				
09:00:00	09:10:00	0:10:00	Interlude	Interlude	Interlude		
09:10:00	09:50:00	0:40:00	171 - Challenges in multiple heart valve disease: when they come in couples, the struggle starts... <i>Joint session with Working Group of Echocardiography of the German Society of Cardiology</i>	106 - Advances in bicuspid aortic valve (BAV) imaging	111 - How can multimodality imaging prevent myocardial infarction?		
09:50:00	10:00:00	0:10:00	Interlude	Interlude	Interlude		
10:00:00	10:40:00	0:40:00	101 - "The Winter is coming...": the most challenging complications in interventional echocardiography	108 - Mitral annular calcification and related valve dysfunction	112 - Fundamentals of multimodality imaging in the evaluation of congenital heart disease		
10:40:00	10:45:00	0:05:00	Interlude	Interlude	Interlude		
10:45:00	11:35:00	00:50:00				502 - Advances in heart valve imaging	509 - MMI as myocardial tissue fingerprint
11:35:00	11:40:00	0:05:00	Interlude	Interlude	Interlude		
11:40:00	12:30:00	0:40:00	172 - Imaging the female heart <i>Joint session with Indian Society of Echocardiography (ISE)</i>	107 - Echocardiography on the edge: added value in the critical patient	113 - Keeping calm and use of stress echocardiography in valve disease		
12:20:00	12:25:00	0:05:00	Interlude	Interlude	Interlude		
12:25:00	12:40:00	0:15:00	123 - Awards Ceremony				
12:40:00	12:45:00	0:05:00	Interlude				
12:45:00	13:15:00	0:30:00	120 - How to use imaging to assess congestion in heart failure VOTING				
13:15:00	13:25:00	0:10:00	Interlude				
13:25:00	14:10:00	0:45:00	INDUSTRY SESSION exclusive - BRACCO				
14:10:00	14:20:00	0:10:00	Interlude				
14:20:00	15:00:00	0:40:00	102 - Management of cardiac amyloid guided by multimodality imaging: the paradigm has shifted	180 - Transcatheter Mitral Valve Interventions <i>Joint session with American Society of Echocardiography (ASE)</i>	118 - Challenges that women in imaging face in 2021		
15:00:00	15:10:00	0:10:00	Interlude				
15:10:00	15:50:00	0:40:00	173 - Cardiac allograft vasculopathy: can we stop doing invasive angiography? <i>Joint session with Brazilian Cardiovascular Imaging Department (DIC)</i>				
15:50:00	16:00:00	0:10:00	Interlude				
16:00:00	16:50:00	0:50:00				508 - More insights from imaging into outcome after COVID-19 infection	520 - Around aorta and beyond: learning from real life experience
16:50:00	17:00:00	0:10:00	Interlude				
17:00:00	17:45:00	0:45:00	INDUSTRY SESSION exclusive - Abbott				
17:45:00	17:55:00	0:10:00	Interlude				
17:55:00	18:35:00	0:40:00	174 - Extravalvular cardiac damage in valvular heart disease <i>Joint session with Canadian Society of Echocardiography (CSE)</i>				
18:35:00	18:45:00	0:10:00	Interlude				
18:45:00	19:30:00	0:45:00	INDUSTRY SESSION exclusive - GE				

DAY 2 - Friday 10 December							
			Room 1	Room 2	Room 3	Oral Live Discussion room 1	Oral Live Discussion room 2
		30				501 - New insights into the challenging tricuspid valve	505 - Imaging in heart failure: what's new?
		00	Interlude	Interlude	Interlude		
		00	114 - PostCOVID challenges	109 - Singing in the strain: what's new?	175 - Left atrium: a new window into the heart <i>Joint session with Japanese Society of Echocardiography (JSE)</i>		
		00	Interlude	Interlude	Interlude		
		00	103 - Key messages from EACVI consensus papers	115 - Congenital heart disease: toolkit for the noncongenital cardiologist	801 - Young Investigator Award - Basic Science		
		00	Interlude	Interlude	Interlude		
		00				507 - Differential diagnosis and prognostic implications in cardiomyopathies by strain imaging	503 - Ischemic heart disease: from coronary plaque to myocardial scar
		00	Interlude	Interlude	Interlude		
		00	122 - Deep Dive in Valvular Heart Disease VOTING				
		00	Interlude	Interlude	Interlude		
		00	176 - Echocardiography in ischemic heart disease <i>Joint session with Saudi Arabian Society of Echocardiography (SASE)</i>	119 - Beyond Randomised Controlled Trials in cardiac imaging: How to evaluate value in health care?			
		00	Interlude				
		00	INDUSTRY SESSION exclusive - PHILIPS				
		00	Interlude				
		00	177 - Multimodality imaging for prosthetic valve dysfunction evaluation <i>Joint session with Argentinian Society of Imaging (SAC)</i>				
		00	Interlude				
		00	104 - A new rising star: advances in tricuspid valve regurgitation				
		00	Interlude				
		00				504 - Importance of left atrial function	510 - From bench to bedside: Promising novelties in cardiac ultrasound
		00	Interlude				
		00	121 - How to select the candidates for tricuspid valve interventions VOTING				
		00	Interlude				
		00	178 - Multimodality imaging in coronary syndromes <i>Joint session with American Society of Echocardiography (ASE)</i>				
		00	Interlude				
		00	INDUSTRY SESSION exclusive - BMS				

DAY 3 - Saturday 11 December							
Start time	End time	Duration	Room 1	Room 2	Room 3	Oral Live Discussion room 1	Oral Live Discussion room 2
08:00:00	08:50:00	0:50:00				521 - From the whole body to the heart: learning from real life experience	512 - See what is not seen on ECG about arrhythmias
08:50:00	09:00:00	0:10:00	Interlude	Interlude	Interlude		
09:00:00	09:40:00	0:40:00	179 - Pitfalls in advanced echocardiography <i>Joint session with Korean Society of</i>	110 - Guidance in 'nonvalvular' transcatheter interventions	116 - Multimodality imaging in cardio-oncology		
09:40:00	09:50:00	0:10:00	Interlude	Interlude	Interlude		
09:50:00	10:30:00	0:40:00	105 - Updates in MINOCA	117 - Management of asymptomatic severe aortic stenosis: evolving concepts	802 - Young Investigator Award - Clinical Science		
10:30:00	10:40:00	0:10:00	Interlude	Interlude	Interlude		
10:40:00	11:40:00	1:00:00				506 - The right heart in the spotlight	511 - Focus in women heart
11:40:00	11:45:00	0:05:00	Interlude				
11:45:00	12:45:00	1:00:00	201 - The Imaging Quiz: Beat the Clock VOTING				
12:45:00	12:55:00	0:10:00	Interlude				
12:55:00	13:10:00	0:15:00	1001 - Closing session				

2. Event platform

2.1 Interactivity

i. Interactivity during the scientific sessions

- Delegates asked questions and interacted during the sessions via the chat
- Speakers were asked to connect online to answer questions
- Scientific content polls were opened to engage the audience
- Survey on the sessions

Supplier: Pigeonhole



ii. Interactivity in the abstract gallery

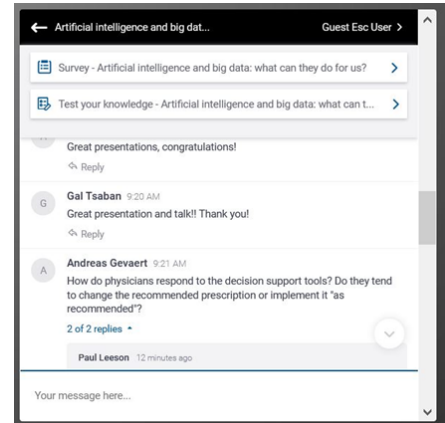
When viewing an abstract, a delegate could ask a question to the abstract submitter. *Not a live chat*

iii. General feedback on session

Delegates were able to give us feedback on their level of satisfaction after each session.

iv. Scientific content poll to engage audience

Scientific polls were created by the speakers (poll launched via the forum)



2.2 Resources & VOD

Congress resources

- ✓ All VOD was available within 24 hours
- ✓ As of 23/12/2021 : Resources only available to FESC, FEACVI and EACVI Silver members via ESC 365
- ✓ All industry sessions : free access to all during one year on ESC 365
- ✓ Until 03/01/2022 : All content (VOD) available to registered delegates on the event platform

Research Gateway

- ✓ ePosters on demand available as of 8 December 2021.

3. Scientific and educational programme

3.1 Overview

TOTAL sessions for EuroEcho 2021 = 60

Detailed breakdown available below

36 sessions - Scientific and Educational Programme

Type	Total
Symposium	20
Case-Based Session	6
Debate Session	1
Special Event (Award Ceremony, Opening & closing session)	3
Special Session	1
Guidelines in Practice	1
How To...	4
Grand Total	36

19 sessions – Abstract-based programme

Type	Total
Live Abstract Sessions	12
Award Sessions (YIA)	2
Clinical Cases	3
ePosters	2
Grand Total	19

5 sessions – Industry programme

Type	Total
Satellite Symposium	5
Grand Total	5

Full Industry Programme report – see [Industry section](#)

Broadcast:

48 sessions were broadcast Live on 3 channels

Type	Main stream – LIVE SESSIONS			On demand
	09 December	10 December	11 December	
Award Sessions		1	1	
Case-Based Session	2	2	2	
Clinical Cases	1		1	1
Debate Session	1			
e-posters				2
Guidelines in Practice		1		
How To ...	2	1	1	
Satellite Symposium	3	2		
Special Event	2		1	
Special Session			1	
Symposium	10	8	2	

Contributors to the programme – with break down Faculty + Presenters + Assigned Presenter (All figures below exclude Industry sessions)

3.2 Faculty - Activities / Roles

242 Faculty Roles (excluding Industry)

- 70 Chairperson roles
- 124 Speaker roles
- 8 Judge roles
- 16 Session Discussant roles
- 24 Abstract / Clinical Case live session moderator roles

Year	2016	2017	2018	2019	Year	2021
Faculty number of roles	740	741	807	832	Faculty number of roles	242
Chairperson	241	255	268	276	Chairperson	70
Speaker	443	435	473	481	Speaker	124
Judges	8	10	8	8	Judges	8
Discussant	48	41	58	67	Discussant	16
					Live Abstract / Clinical Case Moderators	24
Total number of Faculty	380	387	419	387	Total number of Faculty	164

- Significant decrease of number of roles & number of faculty invited due to a shorter scientific programme (less sessions)
- 2020 is not represented in this report as there was no EuroEcho in 2020
- All Faculty showed up for the online event, despite cancellation of the onsite 2 weeks before the event

Number of Faculty

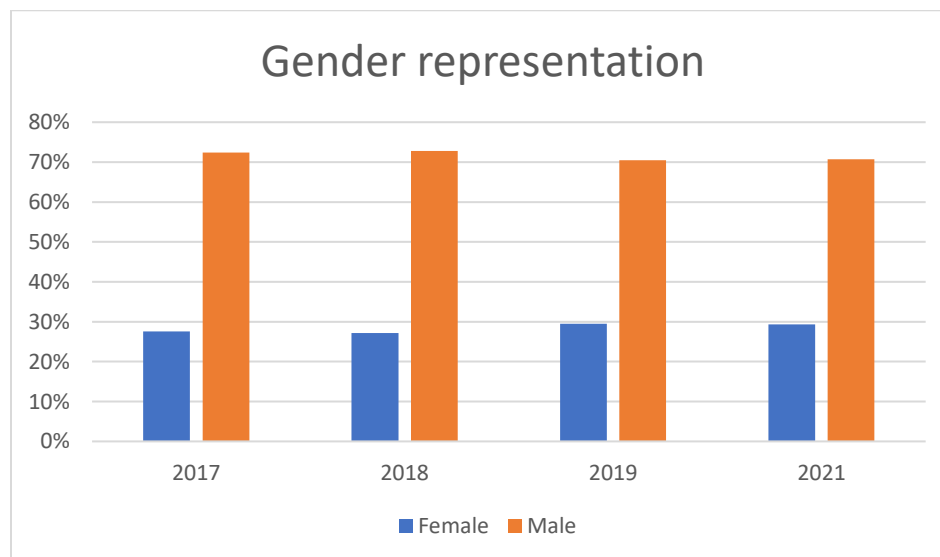
164 Invited Faculty Members

Role distribution per faculty

Number of Roles	2016	2017	2018	2019	2021
1	201	215	237	197	117
2	86	83	96	81	26
3	56	43	39	48	14
4	13	22	20	31	4
5+	24	24	27	30	3
Grand Total	380	387	419	387	164

Gender representation

Faculty Gender	2017		2018		2019		2021	
Female	107	27,6%	114	27,2%	114	29,5%	48	29,3%
Male	280	72,4%	305	72,8%	273	70,5%	116	70,7%
Grand Total	387		419		387		164	



Age Table

Age range	# Faculty	%
35 and under	8	5%
36 to 40	21	13%
41 to 46	38	23%
47 to 57	54	33%
58 to 68	32	20%
69 and above	9	6%
Grand Total	162	

Region

Regions	2017		2018		2019		2021	
ESC	304	79%	236	56%	293	76%	123	75%
North America	55	14%	54	13%	52	13%	23	14%
Asia Pacific	22	6%	30	7%	29	7%	12	7%
South & Central America	6	2%	9	2%	12	3%	6	4%
Africa (non ESC)	0	0%	0	0%	1	0%	0	0%
Grand Total	387		419		387		164	

Country by order of country representation

164 Faculty coming from **32 different countries** (VS 44 countries in 2019).

Country	# Faculty per country
UK & Northern Ireland	27
United States of America	19
Italy	14
Belgium	13
Germany	12
Netherlands (The)	7
Switzerland	7
France	6
Spain	6
Brazil	4
Canada	4
Portugal	4
Turkey	4
Australia	3
Austria	3
India	3
Norway	3
Argentina	2
Croatia	2
Hungary	2
Japan	2
Korea (Republic of)	2
Poland	2
Romania	2
Saudi Arabia	2
Serbia	2
Sweden	2
Bulgaria	1
Denmark	1
Greece	1
Ireland	1
Slovenia	1
Grand Total	164

3.3 The Scientific and educational Programme

General overview

DAY 1 - Thursday 9 December						
Start time	End time	Duration	Lecture Room 1	Lecture room 2	Lecture room 3	
8:30:00 AM	9:00:00 AM	0:30:00	1000 - Inaugural Session (all active channels)			
9:00:00 AM	9:10:00 AM	0:10:00	Interlude	Interlude	Interlude	
9:10:00 AM	9:50:00 AM	0:40:00	171 - Challenges in multiple heart valve disease: when they come in couples, the struggle starts... <i>Joint session with Working Group of Echocardiography of the German Society of Cardiology</i>	106 - Advances in bicuspid aortic valve (BAV) imaging	111 - How can multimodality imaging prevent myocardial infarction?	
9:50:00 AM	10:00:00 AM	0:10:00	Interlude	Interlude	Interlude	
10:00:00 AM	10:40:00 AM	0:40:00	101 - "The Winter is coming...": the most challenging complications in interventional echocardiography	108 - Mitral annular calcification and related valve dysfunction	112 - Fundamentals of multimodality imaging in the evaluation of congenital heart disease	
10:40:00 AM	10:45:00 AM	0:05:00	Interlude	Interlude	Interlude	
10:45:00 AM	11:35:00 AM	0:50:00	Coffee break + Onlive live abstract discussion rooms + networking opportunities			502 - Advances in heart valve imaging
11:35:00 AM	11:40:00 AM	0:05:00	Interlude	Interlude	Interlude	509 - MMI as myocardial tissue fingerprint
11:40:00 AM	12:20:00 PM	0:40:00	172 - Imaging the female heart <i>Joint session with Indian Society of Echocardiography (IAE)</i>	107 - Echocardiography on the edge: added value in the critical patient	113 - Keeping calm and use of stress echocardiography in valve disease	
12:20:00 PM	12:25:00 PM	0:05:00	Interlude	Interlude	Interlude	
12:25:00 PM	12:40:00 PM	0:15:00	123 - Awards Ceremony			
12:40:00 PM	12:45:00 PM	0:05:00	Interlude			
12:45:00 PM	1:15:00 PM	0:30:00	120 - How to use imaging to assess congestion in heart failure			
1:15:00 PM	1:25:00 PM	0:10:00	Interlude			
1:25:00 PM	2:10:00 PM	0:45:00	INDUSTRY SESSION exclusive - BRACCO			
2:10:00 PM	2:20:00 PM	0:10:00	Interlude			
2:20:00 PM	3:00:00 PM	0:40:00	102 - Management of cardiac amyloid guided by multimodality imaging: the paradigm has shifted	180 - Transcatheter Mitral Valve Interventions <i>Joint session with American Society of Echocardiography (ASE)</i>	118 - Challenges that women in imaging face in 2021	
3:00:00 PM	3:10:00 PM	0:10:00	Interlude			
3:10:00 PM	3:50:00 PM	0:40:00	173 - Cardiac allograft vasculopathy: can we stop doing invasive angiography? <i>Joint session with Brazilian Cardiovascular Imaging Department (DIC)</i>			
3:50:00 PM	4:00:00 PM	0:10:00	Interlude			
4:00:00 PM	4:50:00 PM	0:50:00	Coffee break + Online live abstracts discussion rooms + networking opportunities			508 - More insights from imaging into outcome after COVID-19 infection
4:50:00 PM	5:00:00 PM	0:10:00	Interlude			520 - Around aorta and beyond: learning from real life experience
5:00:00 PM	5:45:00 PM	0:45:00	INDUSTRY SESSION exclusive - Abbott			
5:45:00 PM	5:55:00 PM	0:10:00	Interlude			
5:55:00 PM	6:35:00 PM	0:40:00	174 - Extravalvular cardiac damage in valvular heart disease <i>Joint session with Canadian Society of Echocardiography (CSE)</i>			
6:35:00 PM	6:45:00 PM	0:10:00	Interlude			
6:45:00 PM	7:30:00 PM	0:45:00	INDUSTRY SESSION exclusive - GE			

DAY 2 - Friday 10 December

Start time	End time	Duration	Lecture Room 1	Lecture room 2	Lecture room 3	Oral Live Discussion room 1	Oral Live Discussion room 2
8:00:00 AM	9:00:00 AM	1:00:00	Online live abstract discussion rooms + networking opportunities			501 - New insights into the challenging tricuspid valve	505 - Imaging in heart failure: what's new?
9:00:00 AM	9:10:00 AM	0:10:00	Interlude	Interlude	Interlude		
9:10:00 AM	9:50:00 AM	0:40:00	114 - PostCOVID challenges	109 - Singing in the strain: what's new?	175 - Left atrium: a new window into the heart <i>Joint session with Japanese Society of Echocardiography (JSE)</i>		
9:50:00 AM	10:00:00 AM	0:10:00	Interlude	Interlude	Interlude		
10:00:00 AM	10:40:00 AM	0:40:00	103 - Key messages from EACVI consensus papers	115 - Congenital heart disease: toolkit for the noncongenital cardiologist	801 - Young Investigator Award - Basic Science		
10:40:00 AM	10:45:00 AM	0:05:00	Interlude	Interlude	Interlude		
10:45:00 AM	11:35:00 AM	0:50:00	Coffee break + Online live abstract discussion rooms + networking opportunities			507 - Differential diagnosis and prognostic implications in cardiomyopathies by strain imaging	503 - Ischemic heart disease: from coronary plaque to myocardial scar
11:35:00 AM	11:40:00 AM	0:05:00	Interlude	Interlude	Interlude		
11:40:00 AM	12:10:00 PM	0:30:00	122 - Deep Dive in Valvular Heart Disease				
12:10:00 PM	12:20:00 PM	0:10:00	Interlude	Interlude	Interlude		
12:20:00 PM	1:00:00 PM	0:40:00	176 - Echocardiography in ischemic heart disease <i>Joint session with Saudi Arabian Society of Echocardiography (SASE)</i>	119 - Beyond Randomised Controlled Trials in cardiac imaging: How to evaluate value in health care?			
1:00:00 PM	1:25:00 PM	0:25:00	Interlude				
1:25:00 PM	2:10:00 PM	0:45:00	INDUSTRY SESSION exclusive - PHILIPS				
2:10:00 PM	2:20:00 PM	0:10:00	Interlude				
2:20:00 PM	3:00:00 PM	0:40:00	177 - Multimodality imaging for prosthetic valve dysfunction evaluation <i>Joint session with Argentinian Society of Imaging (SAC)</i>				
3:00:00 PM	3:10:00 PM	0:10:00	Interlude				
3:10:00 PM	3:50:00 PM	0:40:00	104 - A new rising star: advances in tricuspid valve regurgitation				
3:50:00 PM	4:00:00 PM	0:10:00	Interlude				
4:00:00 PM	4:50:00 PM	0:50:00	Coffee break + Online live abstract discussion rooms + networking opportunities			504 - Importance of left atrial function	510 - From bench to bedside: Promising novelties in cardiac ultrasound
4:50:00 PM	5:00:00 PM	0:10:00	Interlude				
5:00:00 PM	5:30:00 PM	0:30:00	121 - How to select the candidates for tricuspid valve interventions				
5:30:00 PM	5:40:00 PM	0:10:00	Interlude				
5:40:00 PM	6:20:00 PM	0:40:00	178 - Multimodality imaging in coronary syndromes <i>Joint session with American Society of Echocardiography (ASE)</i>				
6:20:00 PM	6:30:00 PM	0:10:00	Interlude				
6:30:00 PM	7:15:00 PM	0:45:00	INDUSTRY SESSION exclusive - BMS				

DAY 3 - Saturday 11 December

Start time	End time	Duration	Lecture Room 1	Lecture room 2	Lecture room 3	Oral Live Discussion room 1	Oral Live Discussion room 2
8:00:00 AM	8:50:00 AM	0:50:00	Online live abstract discussion rooms + networking opportunities			521 - From the whole body to the heart: learning from real life experience	512 - See what is not seen on ECG about arrhythmias
8:50:00 AM	9:00:00 AM	0:10:00	Interlude	Interlude	Interlude		
9:00:00 AM	9:40:00 AM	0:40:00	179 - Pitfalls in advanced echocardiography <i>Joint session with Korean Society of Echocardiography (KSE)</i>	110 - Guidance in 'nonvalvular' transcatheter interventions	116 - Multimodality imaging in cardio-oncology		
9:40:00 AM	9:50:00 AM	0:10:00	Interlude	Interlude	Interlude		
9:50:00 AM	10:30:00 AM	0:40:00	105 - Updates in MINOCA	117 - Management of asymptomatic severe aortic stenosis: evolving concepts	802 - Young Investigator Award - Clinical Science		
10:30:00 AM	10:40:00 AM	0:10:00	Interlude	Interlude	Interlude		
10:40:00 AM	11:40:00 AM	1:00:00	Coffee break + Online live abstract discussion rooms + networking opportunities			506 - The right heart in the spotlight	511 - Focus in women heart
11:40:00 AM	11:45:00 AM	0:05:00	Interlude				
11:45:00 AM	12:45:00 PM	1:00:00	201 - The Imaging Quiz: Beat the Clock				
12:45:00 PM	12:55:00 PM	0:10:00	Interlude				
12:55:00 PM	1:10:00 PM	0:15:00	1001 - Closing session				

Sessions by topic (excluding Industry sessions and Special Event)

Topics	Abstract Sessions	Award Sessions	Case-Based Session	Clinical Cases	Debate Session	Guidelines in Practice	How To ...	Special Session	Symposium	Grand Total
3 - Echocardiography	1	2	1	1					2	7
3.12 - Tissue Doppler, Speckle Tracking and Strain Imaging	2								1	3
3.14 - 3D Echocardiography										0
3.15 - Intraoperative and Interventional Echocardiography			1							1
3.2 - Morphology, Dimensions, Volumes and Mass									1	1
3.3 - Systolic and Diastolic Function									1	1
3.4 - Valvular Heart Disease	2		2				1		6	11
3.5 - Myocardial Disease	2								1	3
3.99 - Echocardiography, Other										0
8 - Cross-Modality and Multi-Modality Imaging Topics	2			1			1	1	1	6
8.10 - Imaging of Congenital Heart Disease							1		1	2
8.11 - Imaging of Aortic Disease									1	1
8.3 - Imaging of Valvular Heart Disease			2							2
8.4 - Imaging of Arrhythmias	1									1
8.5 - Imaging of Heart Failure							1			1
8.6 - Imaging of Coronary Artery Disease	2				1	1			1	5
8.8 - Imaging of Myocardial Disease										0
8.99 - Cross-Modality and Multi-Modality Imaging Topics, Other									4	4
Grand Total	12	2	6	2	1	1	4	1	20	49

10 Joint sessions

171 - Challenges in multiple heart valve disease: when they come in couples, the struggle starts...

Joint session with Working Group of Echocardiography of the German Society of Cardiology

172 - Imaging the female heart

Joint session with Indian Society of Echocardiography (IAE)

173 - Cardiac allograft vasculopathy: can we stop doing invasive angiography?

Joint session with Brazilian Cardiovascular Imaging Department (DIC)

174 - Extravalvular cardiac damage in valvular heart disease

Joint session with Canadian Society of Echocardiography (CSE)

175 - Left atrium: a new window into the heart

Joint session with Japanese Society of Echocardiography (JSE)

176 - Echocardiography in ischemic heart disease

Joint session with Saudi Arabian Society of Echocardiography (SASE)

177 - Multimodality imaging for prosthetic valve dysfunction evaluation

Joint session with Argentinian Society of Imaging (SAC)

178 - Multimodality imaging in coronary syndromes

Joint session with American Society of Echocardiography (ASE)

179 - Pitfalls in advanced echocardiography

Joint session with Korean Society of Echocardiography (KSE)

180 - Transcatheter Mitral Valve Interventions

Joint session with American Society of Echocardiography (ASE)

38 Live sessions

All faculty were connected 30min before the start of the live session to review the session plans and perform technical checks with the supplier.

38 live sessions: including 4 with voting functionality

Session Number	Type	Title	Room location	StartTime	Voting
101	Case-Based Session	'The winter is coming...': the most challenging complications in interventional echocardiography	ROOM 1	12/9/2021 10:00	
102	Symposium	Management of cardiac amyloid guided by multimodality imaging: the paradigm has shifted	ROOM 1	12/9/2021 14:20	
103	Symposium	Key messages from EACVI consensus papers	ROOM 1	12/10/2021 10:00	
104	Symposium	A new rising star: advances in tricuspid valve regurgitation	ROOM 1	12/10/2021 15:10	
105	Symposium	Updates in MINOCA	ROOM 1	12/11/2021 9:50	
106	Symposium	Advances in bicuspid aortic valve (BAV) imaging	ROOM 2	12/9/2021 9:10	
107	Symposium	Echocardiography on the edge: added value in the critical patient	ROOM 2	12/9/2021 11:40	
108	Symposium	Mitral annular calcification and related valve dysfunction	ROOM 2	12/9/2021 10:00	
109	Symposium	Singing in the strain: what's new?	ROOM 2	12/10/2021 9:10	
110	Case-Based Session	Guidance in 'nonvalvular' transcatheter interventions	ROOM 2	12/11/2021 9:00	
111	Debate Session	How can multimodality imaging prevent acute coronary events?	ROOM 3	12/9/2021 9:10	
112	How To ...	Fundamentals of multimodality imaging in the evaluation of congenital heart disease	ROOM 3	12/9/2021 10:00	
113	Symposium	Keeping calm and use of stress echocardiography in valve disease	ROOM 3	12/9/2021 11:40	
114	Symposium	PostCOVID challenges	ROOM 1	12/10/2021 9:10	
115	Symposium	Congenital heart disease: toolkit for the noncongenital cardiologist	ROOM 2	12/10/2021 10:00	
116	How To ...	Multimodality imaging in cardio-oncology	ROOM 3	12/11/2021 9:00	
117	Symposium	Management of asymptomatic severe aortic stenosis: evolving concepts	ROOM 2	12/11/2021 9:50	
118	Symposium	Challenges that women in imaging face in 2021	ROOM 3	12/9/2021 14:20	
119	Symposium	Beyond Randomised Controlled Trials in cardiac imaging: How to evaluate value in health care?	ROOM 2	12/10/2021 12:20	
120	How To ...	How to use imaging to assess congestion in heart failure	ROOM 1	12/9/2021 12:45	Yes
121	How To ...	How to select the candidates for tricuspid valve interventions (Voting session)	ROOM 1	12/10/2021 17:00	Yes
122	Case-Based Session	Deep dive in valvular heart disease (Voting session)	ROOM 1	12/10/2021 11:40	Yes
123	Special Event	Awards Ceremony	ROOM 1	12/9/2021 12:25	
171	Symposium	Challenges in multiple heart valve disease: when they come in couples, the struggle starts...	ROOM 1	12/9/2021 9:10	
172	Symposium	Imaging the female heart	ROOM 1	12/9/2021 11:40	
173	Symposium	Cardiac allograft vasculopathy: can we stop doing invasive angiography?	ROOM 1	12/9/2021 15:10	

174	Case-Based Session	Extravalvular cardiac damage in valvular heart disease	ROOM 1	12/9/2021 17:55	
175	Symposium	Left atrium: a new window into the heart	ROOM 3	12/10/2021 9:10	
176	Symposium	Echocardiography in ischemic heart disease	ROOM 1	12/10/2021 12:20	
177	Case-Based Session	Multimodality imaging for prosthetic valve dysfunction evaluation	ROOM 1	12/10/2021 14:20	
178	Guidelines in Practice	Multimodality imaging in coronary syndromes	ROOM 1	12/10/2021 17:40	
179	Case-Based Session	Pitfalls in advanced echocardiography	ROOM 1	12/11/2021 9:00	
180	Symposium	Transcatheter Mitral Valve Interventions	ROOM 2	12/9/2021 14:20	
201	Special Session	The Imaging Quiz: Beat the Clock	ROOM 1	12/11/2021 11:45	Yes
801	Award Sessions	Young Investigator Award - Basic Science	ROOM 3	12/10/2021 10:00	
802	Award Sessions	Young Investigator Award - Clinical Science	ROOM 3	12/11/2021 9:50	
1000	Special Event	Inaugural session	ROOM 1	12/9/2021 8:30	
1001	Special Event	Closing session	ROOM 1	12/11/2021 12:55	

Print screen of a Live session – view on chair / Speaker + Webcam

LIVE SESSION (Via CYIM)

Capture of the Chairperson introduction

● Introduction

Bogdan POPESCU
Romania

Alexandros STEFANIDIS
Greece

#EuroEcho

Speaker during his presentation

● What have we learned from the EACVI survey on cardiac imaging in cardio-oncology.

Multimodality imaging in cardio-oncology

What have we learned from the EACVI survey on cardiac imaging in cardio-oncology

Robert Manka

Institute of Diagnostic and Interventional Radiology, University Hospital Zurich, Switzerland
Institute for Biomedical Engineering, University and ETH Zurich, Switzerland
Department of Cardiology, University Hospital Zurich, Switzerland

Robert MANKA
Switzerland

EuroEcho
THE EUROPEAN ASSOCIATION OF CARDIOVASCULAR IMAGING
IMAGING 2021

rmanka_

#EuroEcho

Faculty of a session during the Discussion time:

● **Multimodality imaging in cardio-oncology - discussion.**

Stephane EDERHY
France

Jutta BERGLER-KLEIN
Austria

Robert MANKA
Switzerland

Bogdan POPESCU
Romania

Alexandros STEFANIDIS
Greece

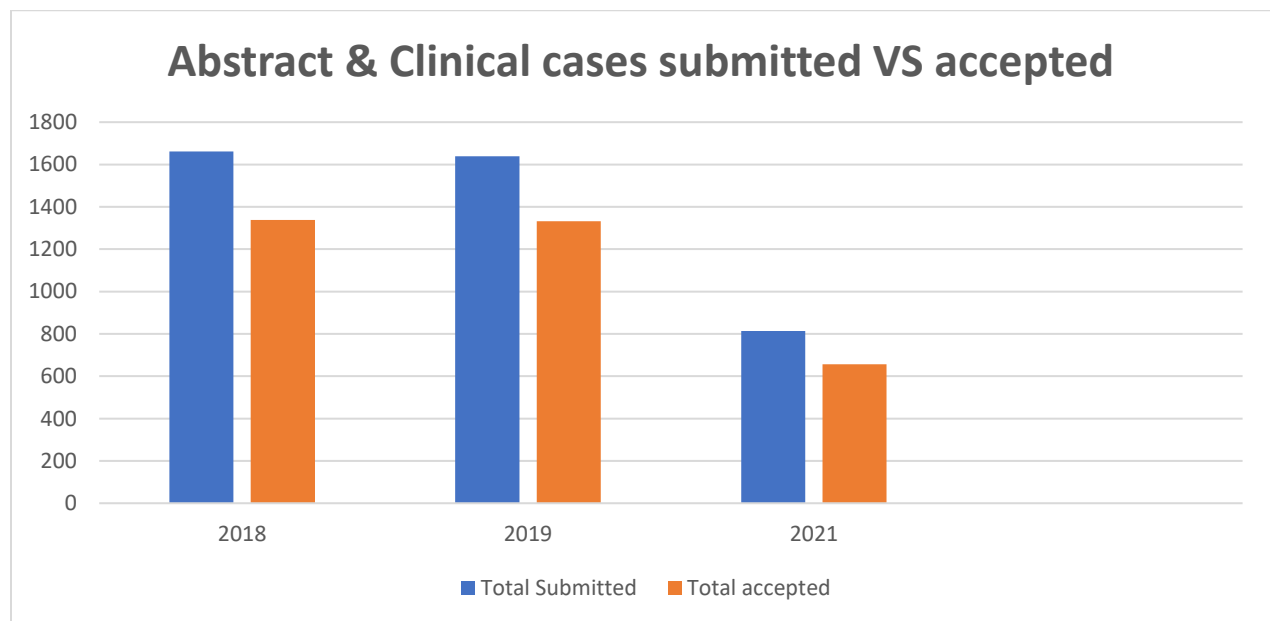
#EuroEcho

3.4 Abstracts & clinical cases

i. Figures – Acceptance rate

Overview Abstract & Clinical cases submitted / accepted

EuroEcho congress	Abstract 2018 Milan	Clin.Case 2018 Milan	Abstract 2019 Vienna	Clin.Case 2019 Vienna	Abstract 2021 Berlin	Clin.Case 2021 Berlin
Draft	113	62	93	74	25	97
Not validated	3	5	3	5	19	0
Submitted Withdrawn	33	15	34	9	31	4
Validated	1069	537	954	634	542	217
TOTAL Submitted	1105	557	991	648	592	221
Rejected	103	165	130	168	41	61
TOTAL Accepted	966	372	854	478	501	156
TOTAL ACCEPTED (Abstract & Clin. Cases)	1338		1332		657	
% Acceptance	80.50%		81.20%		82.17%	
% Acceptance	87.40%		86.17%	73.76%	92,44%	71,89%



Top countries

Country	# ACCEPTED abstracts
Italy	73
Portugal	38
Spain	25
France	24
Greece	24
Russian Federation	24
Norway	18
Poland	18
United States of America	18
Belgium	16
Germany	16
UK & Northern Ireland	16

Country	# ACCEPTED clinical cases
UK & Northern Ireland	24
Portugal	23
Italy	16
Spain	13
Romania	12
Turkey	8
United States of America	5
Slovenia	4

Reviewing committee

Graders Pool overview	Number
Total Experts invited to be a grader	324
Declined	25
Never answered	52
Accepted but did not complete the grading	15
Completed grading	232

Digital Presentation format

Type of sessions	# Abstracts # Clinical Cases
Live Abstract sessions	66
Oral Abstracts - YIA	8
e-Poster Presentation	376
Accepted withdrawn	51
TOTAL ACCEPTED ABSTRACTS	501
Live Clinical case session	12
Clinical cases Presentations	134
Accepted withdrawn	10
TOTAL ACCEPTED CLINICAL CASES	156

- 501 ACCEPTED abstracts VS 450 PUBLISHED abstracts on the event platform = 51 ACCEPTED WITHDRAWN
- 156 ACCEPTED clinical case VS 146 PUBLISHED clinical case on the event platform = 10 ACCEPTED WITHDRAWN

ACCEPTED WITHDRAWN	Abstracts
Submitter never confirmed	15
Presenter selected - Never confirmed - Never upload	4
Presenter confirmed - Never upload	8
Withdrawn by email	10
Withdrawn - Never registered	14
TOTAL	51

ACCEPTED WITHDRAWN	Clinical case
Presenter selected - Never confirmed - Never upload	2
Presenter confirmed - Never upload	4
Withdrawn by email	0
Withdrawn - Never registered	4
TOTAL	10

Award Sessions: YIA Basic Science & Clinical Science

2021 winners, prizes & benefits:

Category – Award	Winner's name & country	Abstract Title	Prize and benefit	Selection criteria
YIA – Basic Science	Annette Caenen Belgium	On the interplay of loading, myocardial stiffness and contractility in transthoracic acoustic radiation force-induced shear wave measurements in pigs	Winner: -€1,000 - invited to present his/ her research at ASE 2022 congress -Free registrations for EuroEcho 2021 -Certificate Runner up (up to 3): -€250 -Free registrations for EuroEcho 2021 -Certificate	Eligible to those who are less than 40 years old at the time of the congress.
YIA – Clinical Science	Christine Rootwelt-Norberg Norway	Disease progression rate is a strong predictor of ventricular arrhythmias in patients with cardiac laminopathy in a prospective cohort study	Winner: -€1,000 - invited to present his/ her research at JSE 2022 congress -Free registrations for EuroEcho 2021 -Certificate Runner up (up to 3): -€250 -Free registrations for EuroEcho 2021 -Certificate	

Jury Members

Young Investigator Award session – Basic Science				
Role	Last Name	First Name	City	Country
Judge Abstract	Lumens	Joost	Maastricht	Netherlands (The)
Judge Abstract	Lindner	Jonathan R	Portland	USA
Judge Abstract	Bijnens	Bart	Barcelona	Spain
Judge Abstract	Donal	Erwan	Rennes	France

Young Investigator Award session – Clinical Science				
Role	Last Name	First Name	City	Country
Judge Abstract	Sitges	Marta	Barcelona	Spain
Judge Abstract	Stainback	Raymond	Houston	USA
Judge Abstract	Galli	Elena	Rennes	France
Judge Abstract	Bertrand	Philippe	Genk	Belgium

Abstract & Clinical Case Presenters Profile

Country representation

Country	# Abstract presenters	# Clinical Case presenters
Argentina	2	
Australia	6	
Austria	1	3
Azerbaijan	1	1
Belgium	16	1
Brazil	3	2
Bulgaria	2	
Canada	4	2
Croatia	1	
Cyprus	1	2
Czechia	2	
Denmark	5	
Egypt	4	1
Finland	1	1
France	24	
Germany	16	3
Greece	24	3
Hong Kong	2	
Hungary	13	
India	1	3
Iran (Islamic Republic of)	2	
Iraq	1	
Ireland	3	
Israel	3	
Italy	73	16
Japan	6	1
Korea (Republic of)	1	
Kosovo Republic of	1	
Kuwait		1
Lithuania	4	
Malaysia	1	2
Malta		1
Mexico	5	1
Netherlands (The)	13	
New Zealand	1	
North Macedonia	2	2

Norway	18	
Peru		2
Philippines	2	3
Poland	18	2
Portugal	38	23
Romania	12	12
Russian Federation	24	
Serbia	3	1
Slovakia		1
Slovenia	2	4
South Africa	1	
Spain	25	13
Sweden	2	
Switzerland	5	3
Syrian Arab Republic	2	
Taiwan	2	
Tunisia	3	
Turkey	8	8
Ukraine	1	
United Arab Emirates	1	
UK & Northern Ireland	16	24
United States of America	18	5
Uruguay		1
Uzbekistan	2	
TOTAL	448	148

Presenters age group

Age range	Abstract Presenters	%	Clinical Cases Presenters	%
35 and under	274	61%	107	72%
36 to 40	66	15%	30	20%
41 to 46	33	7%	8	5%
47 to 57	52	12%	2	1%
58 & above	23	5%	1	1%
Grand Total	448		148	

Gender Representation

Gender	Abstract Presenters	%	Clinical Case Presenters	%
Female	217	48%	90	61%
Male	231	52%	58	39%
Grand Total	448		148	

ii. Research Gateway

Concept - Accepted abstracts were published on the congress dedicated platform in various formats (see table below). This platform allowed for continued discussions during the event, with interaction functionalities such as rating the presentation, number of views, chat and comments.

Session type in SPM	# SESSIONS IN SPM	Total Number of Abstracts/Cases	Maximum number of slides to be uploaded - including the title one	Commentary recording	Commentary recording Max Duration	WEBCAM
Award Sessions	2	8	13	MANDATORY	10mns	YES-MANDATORY
Abstract Sessions	12	76	6	MANDATORY	5 MIN	YES-MANDATORY
Clinical Cases	2	12	6	MANDATORY	5 MIN	YES-MANDATORY
	1	144				
ePosters	2	418	1	MANDATORY	3mns	NO

Resources were sorted by Session Type, Topic / Most Viewed / Best Rated

Research Gateway
Abstracts, Clinical Cases and Latest Science

Browse by Session Type

Abstract Sessions 70 Award Sessions 8 Clinical Cases 150 E-Posters 386

Search by Topic

3D Echocardiography 10 Congenital heart disease 19 Cross-Modality and Multi-Modality Imaging Topics 140 Cross-Modality and Multi-Modality Imaging Topics, Other 17 Doppler Echocardiography 5 Echocardiography 443 Echocardiography, Other 33
 Imaging in Prevention and Rehabilitation 3 Imaging of Acute Coronary Syndromes 6 Imaging of Aortic Disease 2 Imaging of Arrhythmias 7 Imaging of Cardiac Morphology, Dimensions, Volume and Mass 16 Imaging of Congenital Heart Disease 10
 Imaging of Coronary Artery Disease 24 Imaging of Heart Failure 21 Imaging of Myocardial Disease 25 Imaging of Pericardial Disease 2 Imaging of Peripheral Vascular Disease 3 Imaging of Systolic and Diastolic Function 7 Imaging of Valvular Heart Disease 28
 Intraoperative and Interventional Echocardiography 8 Masses and Sources of Emboli 17 Morphology, Dimensions, Volumes and Mass 16 Myocardial Disease 41 Pericardial disease 3 Stress Echocardiography 15 Systolic and Diastolic Function 42 Technology 14
 Tissue Doppler, Speckle Tracking and Strain Imaging 102 Transoesophageal Echocardiography (TOE) 28 Valvular heart disease 71

Most viewed

 Brain Abscess in an Adult with Unrepaired Double-Outlet Right Ventricle with Transposition of... Mutsaers Melaine Cheng 3 200 0	 How myocardial work could be relevant in patients with an aortic valve stenosis? Marlon Taccone 3 61 0	 Strain-based characterization of electromechanical tissue properties using patient-spec... Tijmen Koopman 4 54 0	 Left atrial strain: a sensitive whistleblower lost in translation Tim Van Loon 4 53 0	 Association of 24-hour ambulatory central aortic pressure and left atrium... Neli Georgieva 2 48 0	 Echocardiographic assessment of the right heart before and after percutaneous pulmonic... Ramon Miguel Rivera 10 48 0
---	--	--	---	--	---

Best rated

 Echocardiographic assessment of the right heart before and after percutaneous pulmonic... Ramon Miguel Rivera 10 48 0	 Assessment of novel echocardiographic indices of myocardial function in patient... Dimitrios Boukis 7 38 0	 Left atrial strain: a sensitive whistleblower lost in translation Tim Van Loon 6 53 0	 Pulmonary valve infective endocarditis in an adult patient with uncorrected congenital... Anamaria Mihaltescu 6 19 1	 Evolution of right ventricular tissue abnormalities in early-stage Arrhythmogenic... Nick van Osta 5 39 0	 A mad cause of cardiac arrest - the value of multi-modality imaging in a difficult diagnosis. Polynior Demetriades 5 46 1	 Strain-based characterization of electromechanical tissue properties using patient-spec... Tijmen Koopman 4 54 0
---	--	---	--	---	---	--

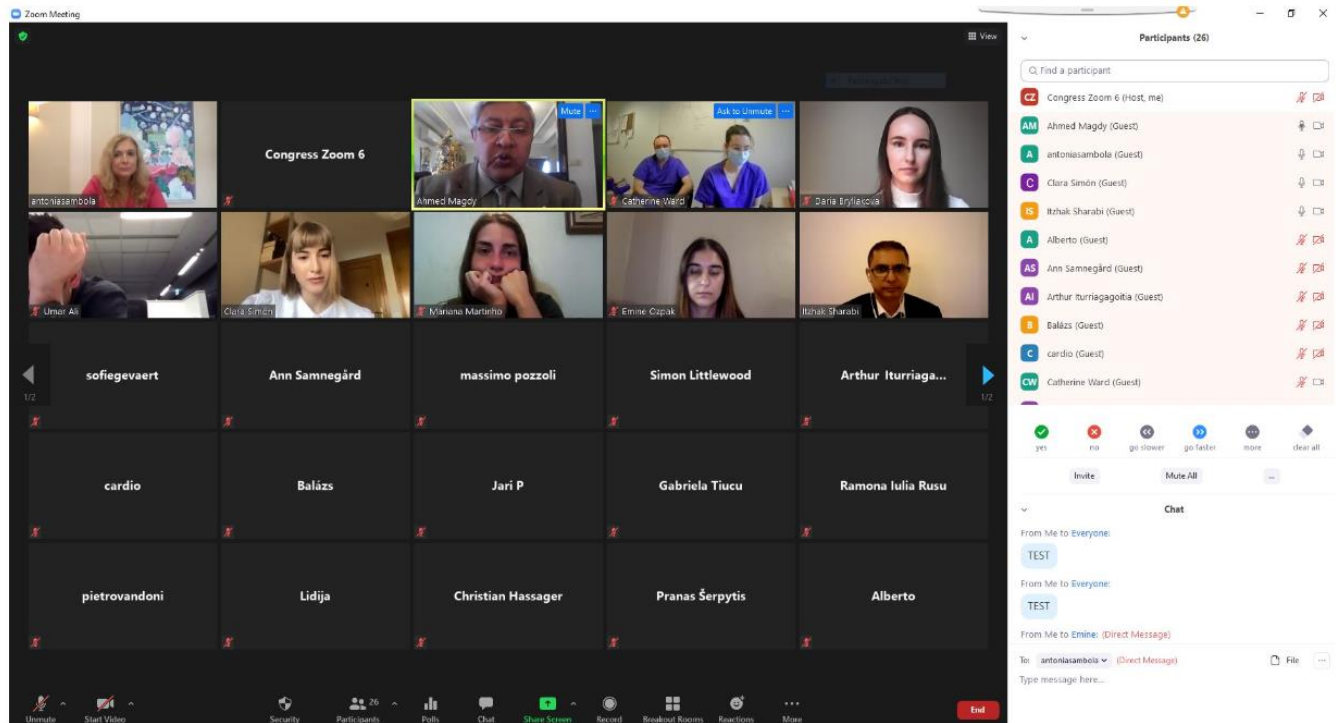
3.5 Live zoom abstracts

Overview – Table on topic & attendance

Session Number	Topic	Title	Room location	StartTime	Max attendance
502	3.4 - Valvular Heart Disease	Advances in heart valve imaging	Live discussion room 1	12/9/2021 10:45	441
509	8.6 - Imaging of Coronary Artery Disease	MMI as myocardial tissue fingerprint	Live discussion room 2		104
508	3.12 - Tissue Doppler, Speckle Tracking and Strain Imaging	More insights from imaging into outcome after COVID-19 infection	Live discussion room 1	12/9/2021 16:00	244
520	3 - Echocardiography	Around aorta and beyond: learning from real life experience	Live discussion room 2		216
501	3.4 - Valvular Heart Disease	New insights into the challenging tricuspid valve	Live discussion room 1	12/10/2021 8:00	221
505	3 - Echocardiography	Imaging in heart failure: what's new?	Live discussion room 2		167
503	8.6 - Imaging of Coronary Artery Disease	Ischemic heart disease: from coronary plaque to myocardial scar	Live discussion room 2	12/10/2021 10:45	152
507	3.5 - Myocardial Disease	Differential diagnosis and prognostic implications in cardiomyopathies by strain imaging	Live discussion room 1		394
504	3.12 - Tissue Doppler, Speckle Tracking and Strain Imaging	Importance of left atrial function	Live discussion room 1	12/10/2021 16:00	284
510	8 - Cross-Modality and Multi-Modality Imaging Topics	From bench to bedside: Promising novelties in cardiac ultrasound	Live discussion room 2		123
512	8.4 - Imaging of Arrhythmias	See what is not seen on ECG about arrhythmias	Live discussion room 2	12/11/2021 8:00	92
521	8 - Cross-Modality and Multi-Modality Imaging Topics	From the whole body to the heart: learning from real life experience	Live discussion room 1		136
506	8 - Cross-Modality and Multi-Modality Imaging Topics	The right heart in the spotlight	Live discussion room 1	12/11/2021 10:40	327
511	3.5 - Myocardial Disease	Focus in women heart	Live discussion room 2		114

Capture of a Live Abstract Session:

The 2 hosts and Presenters activate their webcam, whereas the audience is blinded but can activate their webcam if they wish and unmute their microphone to ask questions.



3.6 Abstract Publications (abstract supplement)

Abstract texts were published on the congress dedicated platform during and after the event (event platform closing on 03 January 2022).

Abstracts are also available on ESC 365 since 23 December 2021

Official publication - All accepted abstracts were published in the abstract supplement of the European Heart Journal of Cardiac Imaging on 31 January 2022.

4. Interludes

Different items were used to entertain the audience before, during (during breaks) and after the congress: waiting slides, opening of session and promotional videos.

4.1 Slides (waiting, transition, technical)

These slides were used either at the beginning or at the end of the daily programme.

- [Starting at 08:00 CET](#) (not visible to the audience)
- [Starting at 08:30 CET](#) (not visible to the audience)
- [Starting at 09:00 CET](#) (not visible to the audience)
- [Starting at 09:10 CET](#) (not visible to the audience)
- [See you tomorrow](#)
- [Join us in the Room 1](#)
- [Thank you / Access all resources here](#)
- [Transition slide](#)

Code	Video title	Day 1 Thu. 9 Dec. Unique viewers	Day 2 Fri. 10 Dec. Unique viewers	Day 3 Sat. 11 Dec. Unique viewers	TOTAL Unique viewers	Occurrences
WS_1a	Waiting slide - Starting at 08:30 CET	-	-	-	-	3
WS_1b	Waiting slide - Starting at 09:10 CET	-	-	-	-	3
WS_1c	Waiting slide - Starting at 08:00 CET <i>(not used)</i>	-	-	-	-	0
WS_1d	Waiting slide - Starting at 09:00 CET	-	-	-	-	3
WS_2	Waiting slide - See you tomorrow	-	510	-	510	2
WS_3	Waiting slide - Thank you/Access resources	-	-	431	431	1
WS_4	Waiting slide - Join us in the Room 1	442	205	451	855	6
Techn_S	Waiting slide - Technical slide	-	-	-	-	0
Trans_S	Waiting slide - Transition slide	538	-	-	538	3

4.2 Interludes (promo videos) and daily countdowns

The following videos were broadcast between scientific sessions to promote ESC content/products.

Code	Video title	Video duration (hh:mm:ss)	Day 1 Thu. 9 Dec. Unique viewers	Day 2 Fri. 10 Dec. Unique viewers	Day 3 Sat. 11 Dec. Unique viewers	TOTAL Unique viewers	Occurrences
Inter_1	EACVI Membership	00:00:30	1,538	1,454	695	1,824	25
Inter_2	EACVI Corporate	00:00:57	1,525	1,365	645	1,782	19
Inter_3	ESC 365	00:01:09	1,512	1,361	584	1,797	18
Inter_4	BA EACVI tutorials in TTE	00:01:08	1,349	1,346	613	1,716	17
Inter_5	TEE tutorials – short	00:01:40	1,348	848	389	1,558	11
Inter_6	ESC Pocket Guidelines app	00:00:54	1,051	1,042	389	1,462	15
Inter_7	ESC Journals	00:00:47	1,120	1,027	241	1,474	12
Inter_8	ESC – our diversity	00:00:45	1,084	895	301	1,400	9
Inter_9a	Stay tuned - The next session will start soon	00:03:00	1,555	1,421	792	1,837	25
Inter_9b	Time for a break - We will be back at 11:40 CET	00:03:00	1,161	673	-	1,345	4
Inter_9c	Time for a break - We will be back at 12:45 CET (not used)	00:03:00	-	-	-	-	0
Inter_9d	Time for a break - We will be back at 17:00 CET	00:03:00	683	793	-	1,059	2
Inter_9e	Time for a break - We will be back at 13:25 CET	00:03:00	-	689	-	689	1
Inter_9f	Time for a break - We will be back at 12:20 CET	00:03:00	-	271	-	271	1
Inter_9g	Time for a break - We will be back at 14:20 CET	00:03:00	547	-	-	547	2
Inter_9h	Time for a break - We will be back at 11:45 CET	00:03:00	-	-	518	518	1
Inaugural_Intro_video	Message video to introduce inaugural session	00:00:50	301	-	-	301	3
CD_1	Countdown - Countdown video	00:05:02	260	573	292	797	9

4.3 Intro/outro

This [intro video](#), as well as [outro video](#) and [industry intro/outro](#), were used to introduce a session and frame it.

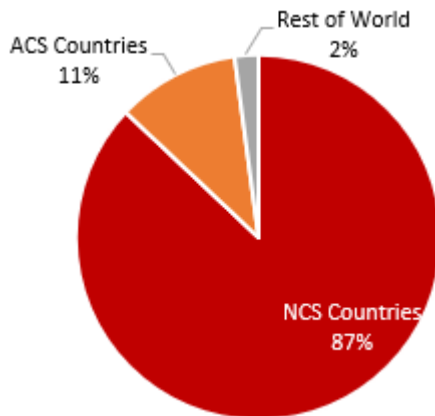
No statistical data are available as these videos were included in the entire session duration.

5. Delegate analytics

The following delegate analytics do not include group registrations (as we are unable to retrace the MyESC IDs and retrieve related data). As such, the analytics are based on 2,945 registrations (vs 3,098 total participants).

5.1 Registration

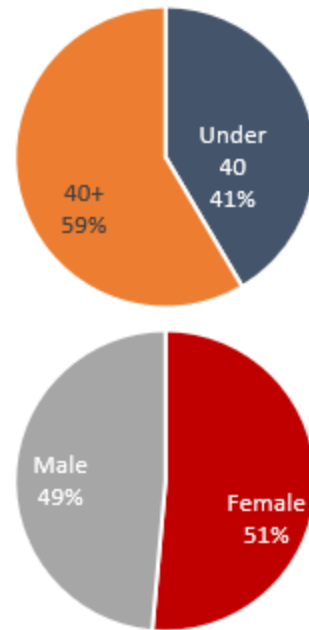
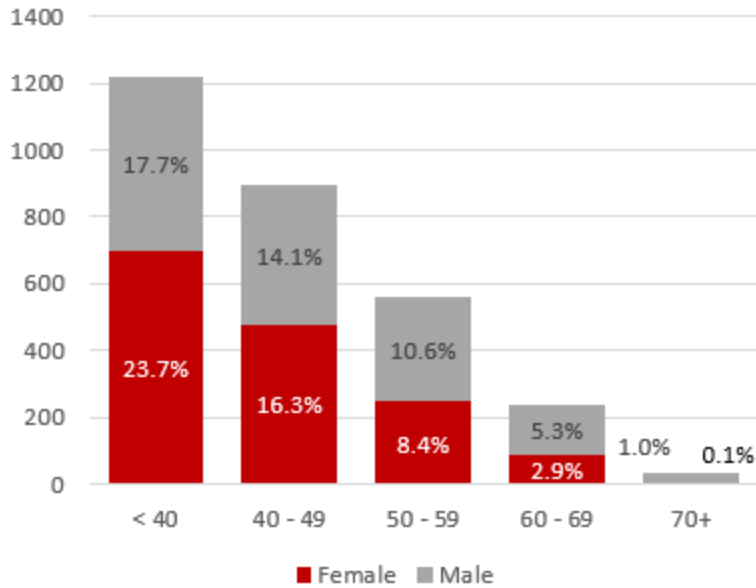
- **2,945** registrations from **92** countries/territories
- **87% of registrations came from National Cardiac Society Countries**
- **11% from Affiliated Cardiac Society countries**



Country	Registered	% of total
United Kingdom	310	10.5%
Netherlands	248	8.4%
Germany	176	6.0%
Italy	166	5.6%
Romania	165	5.6%
Austria	152	5.2%
Portugal	120	4.1%
Belgium	116	3.9%
Spain	114	3.9%
Greece	106	3.6%

- **41%** of registrants under 40
- **51%** of registrants were female



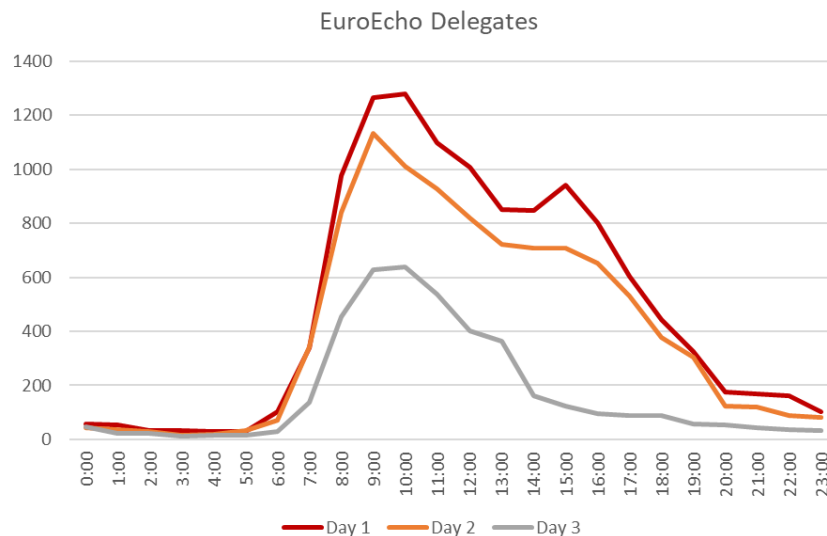


5.2 Delegates

The live programme ran over 3 days from 9th December to 11th December 2021. A delegate is defined as someone logged in to the congress platform between these times.

- **2,374 delegates** logged onto the platform over the course of the event

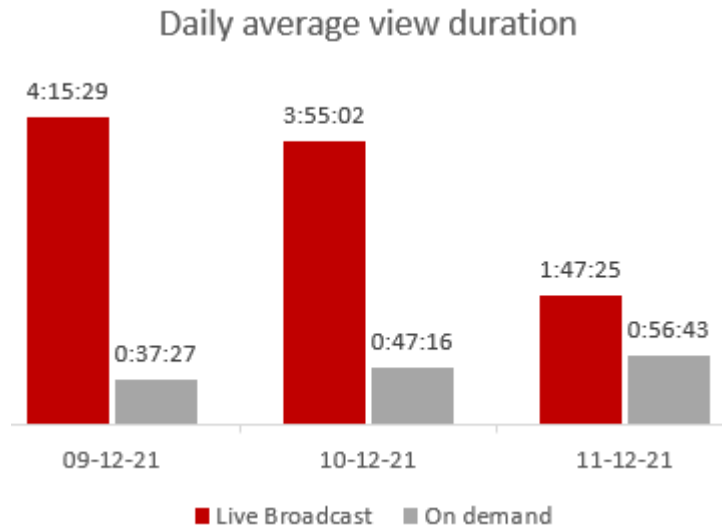
	9 th December	10 th December	11 th December	Total
Total event attendees	2,027	1,989	1,484	2,374
Live broadcast viewers	1,899	1,808	1,215	2,185



5.3 Event attendees

- **2,185** logged on to the congress platform and watched sessions live as they were broadcast.
- A further **189** delegates logged on to the congress platform during congress dates and only viewed on-demand content.
- **In total, 2,374 delegates** (81% of total registered delegates) logged on to the congress platform during the congress hours and watched live and/or on-demand sessions.

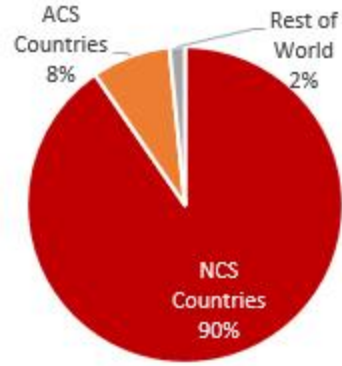
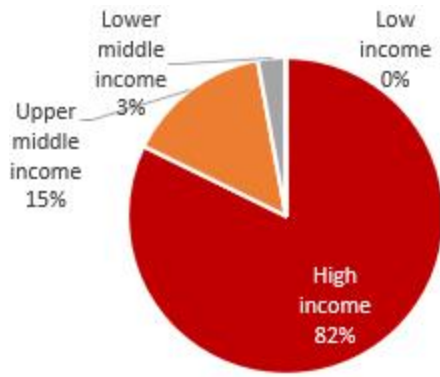
- **3:19 hours** - The average time delegates spent each day watching live content
- **47:08 mins** – The average time delegates spent each day watching on demand content



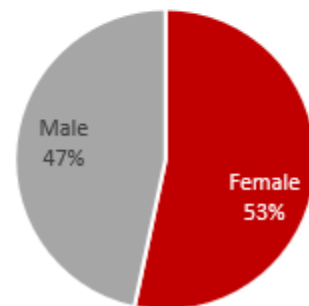
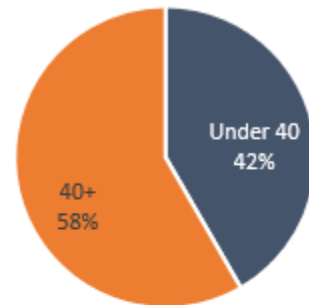
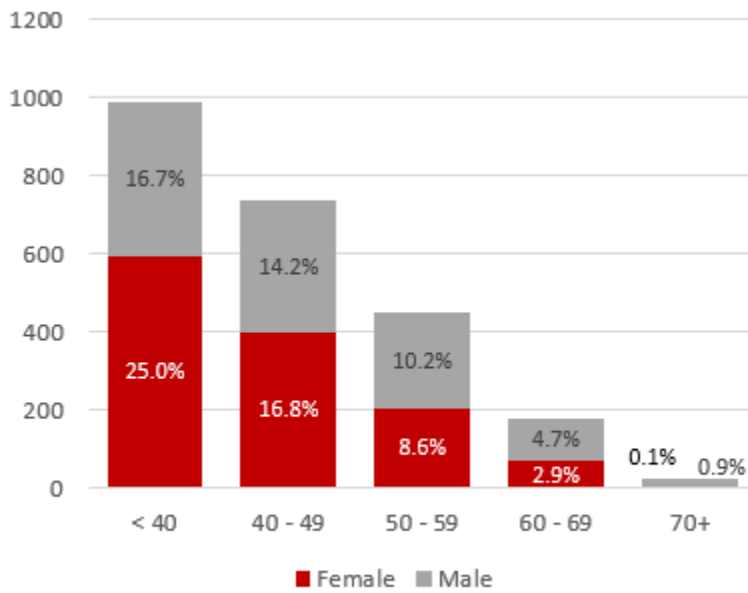
5.4 Attendee profiles

- **2,374** delegates from **89** countries/territories logged on to the congress platform during the congress times and watched live and/or on-demand sessions.
- **90%** from National Cardiac Society countries
- **8%** of delegates came from Affiliated Cardiac Society countries
- **2%** from rest of world countries
- **82%** from high income countries
- **18%** from middle income countries
- **1** delegate from a low income country from upper middle income country (Senegal)

Top 10 countries	Delegates	% of total delegates
United Kingdom	263	11.08%
Netherlands (The)	231	9.73%
Romania	149	6.28%
Germany	148	6.23%
Austria	127	5.35%
Italy	122	5.14%
Belgium	102	4.30%
Portugal	93	3.92%
Spain	91	3.83%
Greece	90	3.79%



- **42%** of delegates were under 40
- **53%** of delegates were female



- **62%** of delegates were practising cardiology physicians
- **18%** of delegates were students or in training

	Student	In training	Practicing	Retired	Unknown	Grand Total	
Physician Cardiologist	12	331	1472	8	1	1,824	76.8%
Physician (non-cardiologist)	3	59	137			199	8.4%
Allied Professional	3	6	140			149	6.3%
Unknown	3				120	123	5.2%
Other	5	7	54	1		67	2.8%
Nurse			12			12	0.5%
Grand Total	26	403	1,815	9	121	2,374	
	1.1%	17.0%	76.5%	0.4%	5.1%		

- **54%** of delegates work in a hospital setting (note that a single delegate can work in more than one setting)

Place of work			
Healthcare - Hospital		1,884	79.4%
Healthcare - Private Practice		382	16.1%
Research Institution - University		531	22.4%
Research Institution - Non-University		76	3.2%
Administration and Government		24	1.0%
Industry		43	1.8%
Insurance		2	0.1%

6. Industry

6.1 Exhibition

A total of 3 Exhibitor packages (Starter, Booster, Expert) were available to industry partners wishing to exhibit online at EuroEcho 2021. Each package enabled exhibitors to provide company information, promotional and scientific content (videos, pdf, links to external websites and a selection of their on-demand videos) as well as the opportunity for interaction with delegates (chat, book an appointment functionalities).

At the end of November 2021, following the very difficult decision taken by the European Society of Cardiology and the European Association of Cardiovascular Imaging to make EuroEcho 2021 online only, the online Exhibition offer was adapted to suit our Industry Partners' needs. Following this decision, a new option called 'Virtual Listing' was created, giving the opportunity to Partners to be listed on the Exhibition section page with their logo linked to a website of their choice.

Package Type	Quantity
Booster	2
Starter	3
Virtual Listing	5
Total	10

The exhibition opened on Wednesday 8 December, one day before the congress started, and it closed on the last day of the VOD period on Monday 3 January 2022. During this period, there was a total of 496 unique visitors on the exhibition home page who generated 146 unique clicks (on at least one exhibitor logo).

Discover SafeLife Synopsis

The ESC appreciates the many contributions of its industry partners to this online congress.

SEARCH AN INDUSTRY

Enter an industry name

By activity

By product

ALL A B F G L O P S

FUJIFILM
Value from Innovation

Fujifilm Healthcare Europe, previously Hitachi Medical Systems Europe, joined the Fujifilm Group on March 31st 2021. Discover our medical imaging solutions in cardiology!

GET MORE INFORMATION →

SIEMENS
Healthineers

GET MORE INFORMATION →

Bristol Myers Squibb

GET MORE INFORMATION →

Lantheus

Lantheus is an established leader and fully integrated provider committed to innovative imaging, diagnostics, targeted therapeutics, and artificial intelligence solutions to Find Fight and Follow® serious medical conditions. For more information, please visit www.lantheus.com.

GET MORE INFORMATION →

OXFORD

The mission of Oxford University Press is to further the University's objective of excellence in research, scholarship, and education.

GET MORE INFORMATION →

GE Healthcare

GET MORE INFORMATION →

Bristol Myers Squibb

GET MORE INFORMATION →

BRACCO
LIFE FROM INSIDE

GET MORE INFORMATION →

PIE MEDICAL IMAGING

GET MORE INFORMATION →

ASE

GET MORE INFORMATION →

Exhibition Tab

< BACK




SIEMENS HEALTHINEERS

Siemens Healthineers AG (listed in Frankfurt, Germany: SHL) pioneers breakthroughs in healthcare. For everyone. Everywhere. As a leading medical technology company headquartered in Erlangen, Germany, Siemens Healthineers and its regional companies is continuously developing its product and service portfolio, with AI-supported applications and digital offerings that play an increasingly important role in the next generation of medical technology. These new applications will enhance the company's (...)

Read more

Siemens Healthineers: Cardiovascular Ultrasound Systems



Dataviz access

Switch to editor display

SIEMENS HEALTHINEERS ULTRASOUND: CONTACT US!



Ayseguel Goezde Kurtay

EMEA Product Manager

ggozde.kurtay@siemens-healthineers.com



Luca Bixio

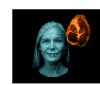
Vertical Sales Professional

luca.bixio@siemens-healthineers.com

ACUNAV VOLUME ICE & IMAGING



ACUSON AcuNav Volume ICE Catheter



AcuNav Volume & Mitraclip Case Study



AcuNav Volume & Watchman Clinical Case Study

CARDIOLOGY SOLUTIONS



Accelerate Your Workflow



ACUSON SC2000 & Syngo Dynamics Support along the Imaging Value chain



AcuNav and SC2000




Clinical Case Study: The role of ultrasound during a MicroClip procedure



Echo made easy


<https://www.siemens-healthineers.com/>

Exhibition Booster Profile



LANTHEUS MEDICAL IMAGING INC


Visit luminityvirtual.com




Dataviz access

Switch to editor display


CHAT WITH THE TEAM




Hester Larkin
Lamepro: UK
hlarkin@lamepro.co.uk




Christina Müller
CS-Diagnostics: Germany & Austria
christina.mueller@cs-diagnostics.de



Matteo Pellegrino
Cardiva: Italy
mpellegrino@cardiva.com




Almudena Calvo
Cardiva: Spain
acalvo@cardiva.com



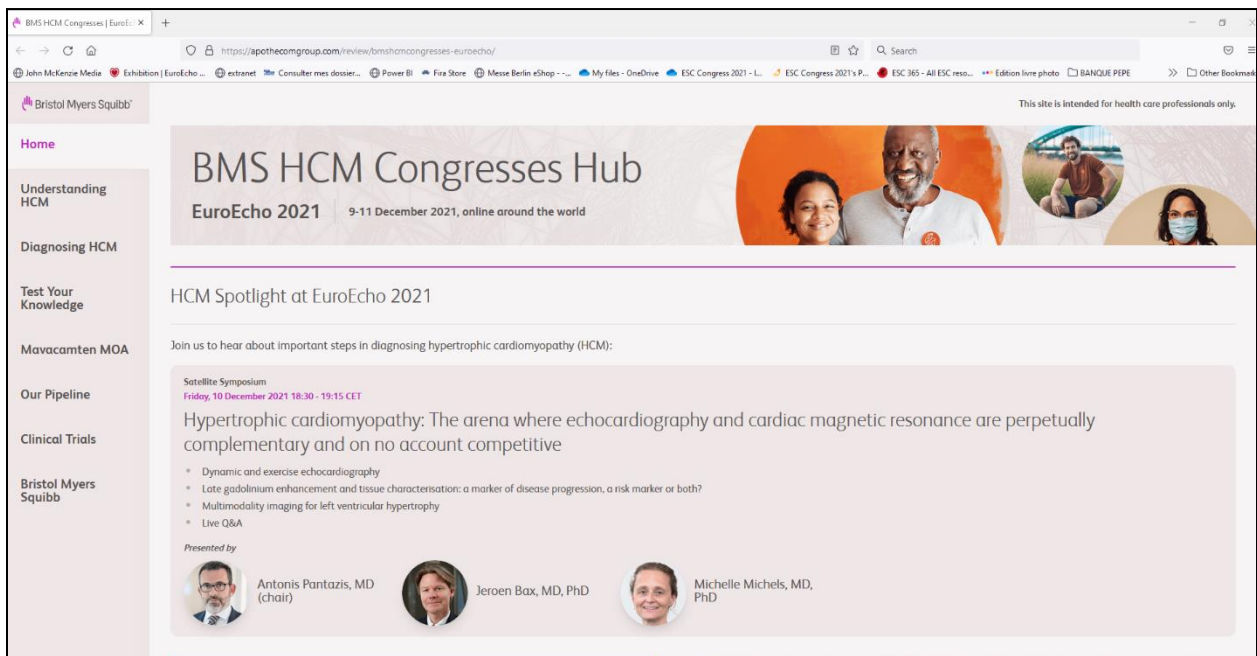

Leonard Guidemond
Lamepro: Benelux
lguidemond@lamepro.nl

RESOURCES



Visit luminityvirtual.com

Exhibition Starter Profile



Virtual Listing

6.2 Industry Sponsored Sessions

Industry partners had the opportunity to be part of the EuroEcho 2021 scientific programme by streaming their latest information on novel technologies and their impact on daily practice to a wide global audience during exclusive and non-exclusive timeslots. Several slots of 30min and 45min Satellite Symposia were available to our partners from Thursday 9 December to Saturday 11 December.

Date	Timeslot	Session Title	Industry
Thursday 9 December	13:25 - 14:10	Echocardiography with Enhancing Agents has No Borders: Cardiology, Oncology and more	Bracco
Thursday 9 December	17:00 - 17:45	Elevating the standard of valvular heart therapies: key role of the echocardiologist	Abbott Structural Heart
Thursday 9 December	18:45 - 19:30	Improving workflows & patient outcomes in the Echolab	GE Healthcare
Friday 10 December	13:25 - 14:10	Using the latest innovations in Echocardiography to improve patient care	Philips
Friday 10 December	18:30 - 19:15	Hypertrophic cardiomyopathy: The arena where echocardiography and cardiac magnetic resonance are perpetually complementary and on no account competitive	Bristol Myers Squibb

Session statistics:

Session Timeslot	Unique Viewers	Average View Time (hh:mm:ss)	Median View Time (hh:mm:ss)
Thursday 9 December, 13:25-14:10 (45min)	1011	00:36:16	00:45:45
Thursday 9 December, 17:00-17:45 (45min)	865	00:34:30	00:42:07
Thursday 9 December, 18:45-19:30 (45min)	663	00:42:05	00:45:06
Friday 10 December, 13:25-14:10 (45min)	949	00:35:44	00:44:01
Friday 10 December, 18:30-19:15 (45min)	663	00:36:06	00:44:43

Key metrics (average values)

6.3 Sponsorship & advertisement

Several sponsorship products were available to partners in order to promote their activities and content during the event.

GE Healthcare	Sponsorship	Pre Event eBlast: 3 December 2021
Philips	Sponsorship	Pre Event eBlast: 3 December 2021
GE Healthcare	Sponsorship	Event eBlast: 9 December 2021
Siemens Healthineers	Sponsorship	Event eBlast: 9 December 2021
Bristol-Myers Squibb US	Sponsorship	Post Event eBlast: 16 December 2021

eBlasts

The eBlast is an ideal way to highlight Industry Partners activities at EuroEcho 2021. eBlasts are short promotional emails which include industry adverts inviting delegates to attend their activities or content. Recipients are able to open an enlarged pdf version of each advert by clicking on the advert visual or the session title. Hyperlinks to an external website are permitted. Pre Event eBlasts are sent to all My ESC Account owners (audience with specific interest in EuroEcho 2021) and registered delegates who have agreed to receive communications from the ESC (according to European data protection regulations) whereas Event and Post event eBlast are sent to registered delegates only.

eBlasts delivered during EuroEcho 2021:

- 2 Pre Event eBlasts on 3 December 2021 promoting GE Healthcare and Philips Scientific activities
- 2 Event eBlasts on 9 December 2021 promoting GE Healthcare and Siemens Healthineers activities
- 1 Post Event eBlast on 16 December 2021 promoting Bristol-Myers Squibb US activities

Key Figures – Average Performance for Pre Event eBlast items		
Audience	Open Rate	Click Rate
40,579	31,3%	2,6%

Average Performance for Disseminated Pre Event eBlasts


Key Figures – Average Performance for Event eBlast items		
Audience	Open Rate	Click Rate
2,587	51,2%	10,9%

Average Performance for Disseminated Event eBlasts

Key Figures – Average Performance for Post Event eBlast items		
Audience	Open Rate	Click Rate
2,758	51,1%	4,1%

Average Performance for Disseminated Post Event eBlast

EuroEcho
THE LEADING ECHOCARDIOGRAPHY CONGRESS 2021



9-11
December

Be part of #euroecho


Make room in your agenda for the latest clinical advances from our industry partners!

Join us online from 9-11 December for EuroEcho 2021. Learn about the latest developments in cardiology and get ready to ask your questions live to international faculty and cardiovascular imaging experts.

Experience this year's event on our [EuroEcho 2021 congress platform](#), from the comfort of your home or office.


Don't forget to add the following sessions from our industry partners to your calendar and find out more about their groundbreaking cardiovascular-care research:

Join Philips at EuroEcho



[Using the latest innovations in echocardiography to improve patient care](#)
Friday, 10 December
13:25-14:10 CET

EuroEcho 2021




[Improving workflows & patient outcomes in the Echolab](#)
Thursday, 9 December
18:45-19:30 CET

Industry content will be available to registered delegates on [the platform](#) until 3 January. Industry presentations will also be freely available to everyone on [ESC 365](#) from 23 December.

This is a sponsored message and does not necessarily reflect the opinion of the ESC, nor does it engage its responsibility.

Pre Event eBlast

EuroEcho
THE LEADING ECHOCARDIOGRAPHY CONGRESS 2021



9-11
December

Be part of #euroecho


Get the latest developments from industry!

Dear Dr Meunier,

Our online congress is now underway! No matter where you are, connect to the [digital platform](#) and tune in for a series of live presentations from experts in cardiology, network with peers and much more!


Find out from our industry partners about their latest ground-breaking research, therapies and products in the field.

EuroEcho 2021



[Improving workflows & patient outcomes in the Echolab](#)
Thursday, 9 December
18:45-19:30 CET

Siemens




[Meet Siemens at their online stand to explore the latest innovations in interventional cardiology](#)

Industry content will be available to registered delegates on [the platform](#) until 3 January. Industry presentations will also be freely available to everyone on [ESC 365](#) from 23 December.

This is a sponsored message and does not necessarily reflect the opinion of the ESC, nor does it engage its responsibility.

Event eBlast

EuroEcho
THE LEADING ECHOCARDIOGRAPHY CONGRESS 2021



9-11
December

Be part of #euroecho


Relive all of our sessions on demand!

Dear Dr Meunier,


Couldn't catch everything you wanted to see at EuroEcho 2021? The science didn't end there! All content from EuroEcho is available on demand to registered delegates until 3 January 2022, which means that you can watch the sessions you missed or replay presentations of particular interest – all at your convenience.

Discover the latest insights from our industry partner on their groundbreaking research, therapies and products in cardiovascular care and find out how these contribute to facilitating your daily practice and improving patient outcomes.

Imaging plays a critical role in the diagnosis and characterization of HCM



hypertrophic cardiomyopathy:
[The arena where echocardiography and cardiac magnetic resonance are perpetually complementary and on no account competitive. Watch the video on demand](#)



Industry content will be available to registered delegates on [the platform](#) until 3 January. Industry presentations will also be freely available to everyone on [ESC 365](#) from 23 December.

This is a sponsored message and does not necessarily reflect the opinion of the ESC, nor does it engage its responsibility.

Post Event eBlast