

COPENHAGEN, DENMARK 16-19 October 2010

# Acute Cardiac Care 2010

Meeting organised by the ESC Working Group  
on Acute Cardiac Care

Post-Congress Report for Committee

Acute Cardiac Care  
ESC Working Group



[www.escardio.org/AcuteCC](http://www.escardio.org/AcuteCC)

# CONTENT

<b>1. Acute Cardiac Care Committee .....</b>	<b>3</b>
<b>2. Congress Dates &amp; Venue .....</b>	<b>4</b>
<b>3. Scientific.....</b>	<b>5</b>
<i>Scientific sessions overview .....</i>	<i>5</i>
<i>Abstracts.....</i>	<i>6</i>
<b>4. Registration/Attendees.....</b>	<b>8</b>
<b>5. Sponsors.....</b>	<b>12</b>
<b>6. Exhibitor Figures and Exhibition Floor Plan .....</b>	<b>13</b>
<b>7. Appendices .....</b>	<b>16</b>
<i>Registration Country Breakdown.....</i>	<i>17</i>
<i>Exhibiting Companies Country Breakdown.....</i>	<i>19</i>
<b>8. Post Congress Survey .....</b>	<b>20</b>

## **I. ACUTE CARDIAC CARE COMMITTEE**

### **Working Group**

#### **Organising and Scientific Committee Members 2010**

<i>Prof. C. Vrints, FESC</i>	<i>Chairperson</i>
<i>Dr. P. Clemmensen, FESC</i>	<i>Vice-Chairperson, Chairperson Scientific Programme &amp; Local Host</i>
<i>Prof. N. Danchin, FESC</i>	<i>Past-Chairperson</i>

#### **Nucleus members**

*Prof. B. Gorenek, FESC (Eskisehir, TR)*

*Dr. H. Bueno, FESC (Madrid, SP)*

*Prof. K. Huber, FESC (Vienna, AT)*

*Dr. M. Lettino (Milan, IT)*

*Prof. C. Müller (Bale, CH)*

*Prof. T. Quinn, FESC (Guildford, UK)*

*Prof. F. Schiele, FESC (Besançon, FR)*

*Prof. U. Zeymer, FESC (Ludwigshafen, DE)*

#### **Ex-Officio Members**

*Dr. S. Price, FESC (London, UK)*

*Dr. M. Tubaro, FESC (Rome, IT)*

*Ass. Prof. D. Zahger, FESC (Beer Sheva, IS)*

## II. CONGRESS DATES AND VENUE

The Acute Cardiac Care 2010 Congress was held from 16 to 19 October 2010, in Copenhagen - Denmark at:

### **Bella Center Copenhagen**

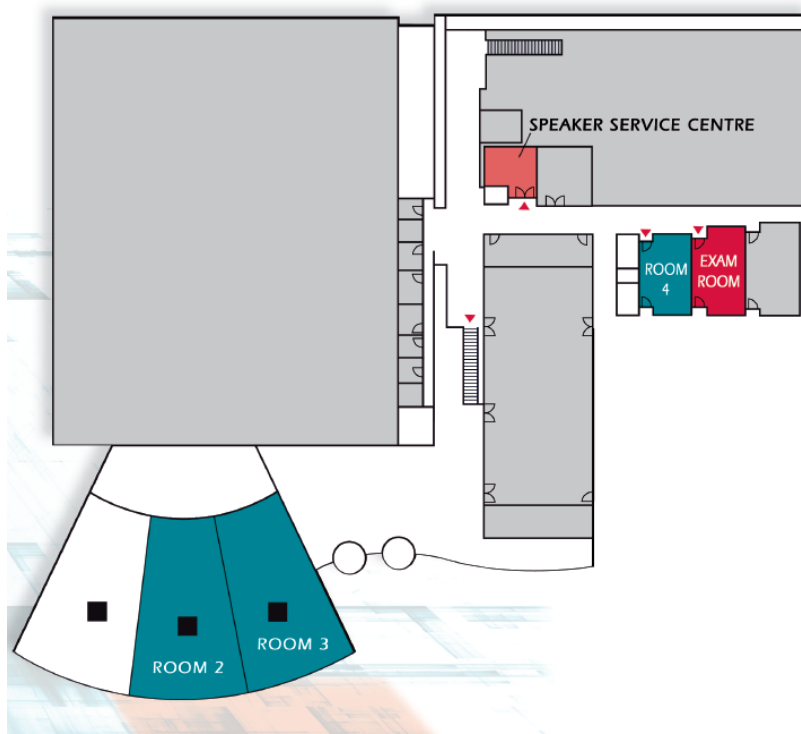
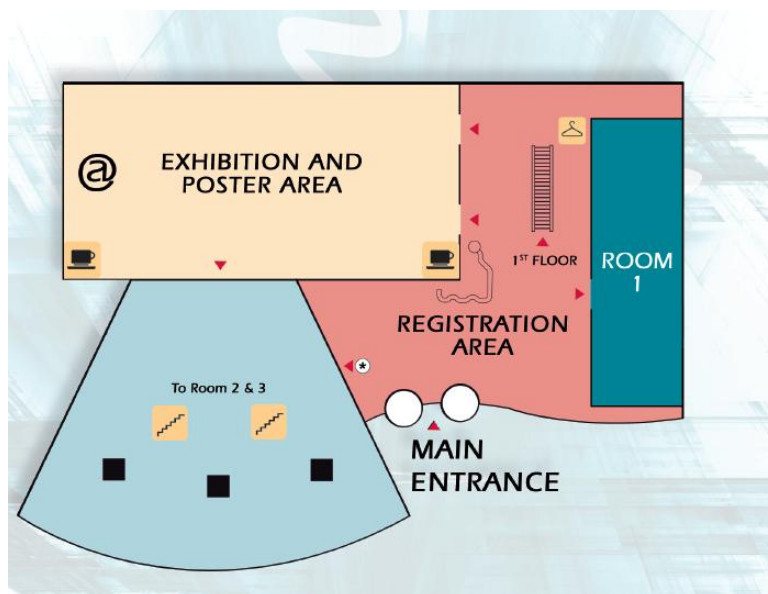
Center Boulevard 5

DK-2300 Copenhagen S

Tel. +45 3252 8811

Web Site: [www.bellacenter.dk](http://www.bellacenter.dk)

**4 Lecture rooms:** Room 1 (582 capacity – Ground Floor), Room 2 (310 capacity - Level 1), Room 3 (310 capacity - Level -1), Room 4 (98 capacity – Level 1)



### III. SCIENTIFIC PROGRAMME

#### Scientific sessions

**Number of invited speakers and chairpersons: 116** (of which 10 were non-European)

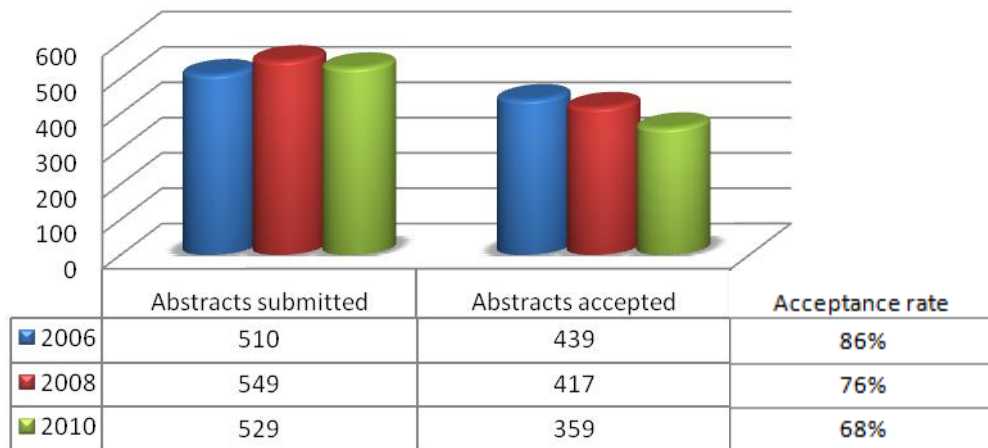
**69 sessions** including

- 46 pre-arranged sessions
  - 37 symposia (1 session cancelled: Acute right heart pathology)
  - 5 How To
  - 2 Debates
  - 2 Special sessions (Opening and closing ceremonies)
- 3 satellite symposia
- 2 mini-satellite symposia
- 5 oral abstract sessions
- 1 Young Investigator Competition
- 4 poster sessions
- 8 moderated poster sessions

#### Most attended sessions

Session Number	Session Title	Type	Session date	Session Start Time	Session End Time	Room location	Room Capacity	Beg	End	Av
100	Opening Ceremony	Symposium	16/10/2010	18:00	19:15	Room 1	700	200	500	350
113	Cardiogenic shock - an update	Symposium	18/10/2010	08:30	10:00			88	188	138
116	No-reflow in primary PCI reperfusion	How-to Session	18/10/2010	14:15	15:45			114	145	129,5
111	New antithrombotic and antiplatelet drugs	Symposium	17/10/2010	10:30	12:00			105	150	127,5
110	Applying the universal definition of myocardial infarction	Symposium	16/10/2010	14:30	16:00			90	150	120
136	Platelets and acute cardiac syndromes	Symposium	16/10/2010	16:30	18:00			85	100	92,5
203	Satellite Symposium organised by MAQUET Cardiovascular	Satellite Symposium	18/10/2010	12:45	14:00	Room 2	300	184	202	193
201	Optimizing antithrombotic risk-benefit profile for PCI	Satellite Symposium	17/10/2010	12:45	14:00			167	184	175,5
142	Post-resuscitation care	Symposium	18/10/2010	08:30	10:00			143	169	156
119	Acute Heart Failure. Update 2010	Symposium	17/10/2010	08:30	10:00			56	190	123
131	Sepsis in the ICCU	Symposium	16/10/2010	14:30	16:00			66	125	95,5
120	New medical therapies in Acute Heart Failure	Symposium	16/10/2010	16:30	18:00			91	93	92
134	Top tips in ICCU	Symposium	19/10/2010	10:30	12:00	Room 3	300	85	94	89,5
132	Haemodynamic monitoring in ICCU	Symposium	17/10/2010	14:15	15:45			230	250	240
143	Emergency in valvular patients	Symposium	17/10/2010	10:30	12:00			180	270	225
202	New treatment options in cardiovascular of atrial fibrillation	Satellite Symposium	17/10/2010	12:45	14:00			150	180	165
137	Acute cardiology vs intensive care: bridging the divide?	Debate Session	18/10/2010	10:30	12:00			130	160	145
127	Principles for the application of troponins in Acute Cardiac Care	Symposium	16/10/2010	16:30	18:00			60	110	85
251	Early diagnosis of acute myocardial infarction and acute kidney injury: novel insights from multicenter studies using sensitive troponins and NGAL	Mini-Satellite Symposium	17/10/2010	12:45	13:30	Room 4	100	108	100	104
252	Antiplatelet therapy in Acute Coronary Syndrome treated with Percutaneous Coronary Intervention	Mini-Satellite Symposium	18/10/2010	12:45	13:30			100	100	100
125	Controversial issues in arrhythmia management in acute MI	Symposium	17/10/2010	16:15	17:45			85	105	95
124	Prevention of Torsades de Pointes in hospital settings	Symposium	18/10/2010	14:15	15:45			80	100	90
109	Stent or lysis? It's a matter of time - the European STEMI Guidelines in perspective	Symposium	16/10/2010	16:30	18:00			60	110	85
145	Managing the ICD Patient	Symposium	18/10/2010	10:30	12:00			47	110	78,5
122	Cardiorenal syndrome: definition, epidemiology, treatment	Symposium	18/10/2010	16:15	17:45			63	80	71,5
140	Echocardiography in the CICU	How-to Session	19/10/2010	08:30	10:00			48	71	59,5
123	Coronary artery disease and acute heart failure	Symposium	19/10/2010	10:30	12:00			26	80	53
105	Periprocedural complications of PCI in acute MI patients	Symposium	17/10/2010	08:30	10:00			24	78	51

## Abstracts statistics

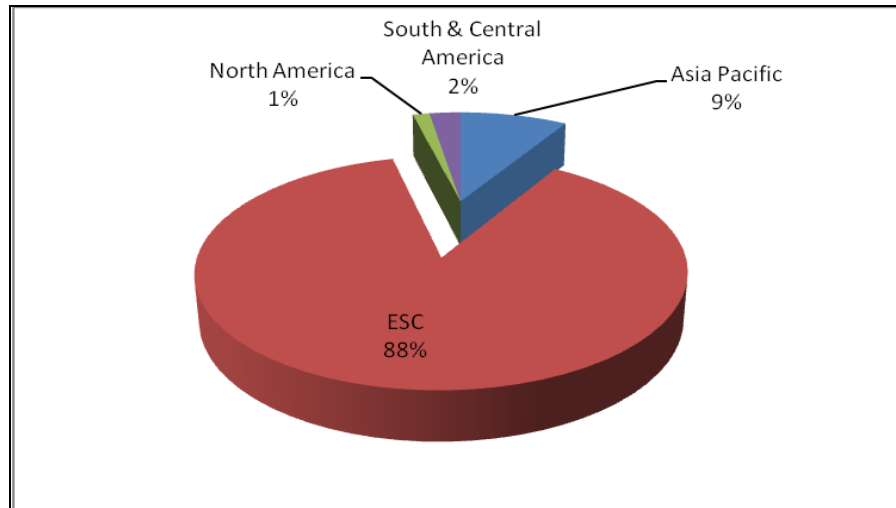


- Certificates were presented at the Young Investigators Award session: First Prize winner (**B. E. Backus, Utrecht, NL**)  
She received a diploma and a € 1 000 Grant from the City of Copenhagen. (Side note - all the participants were women.)

*Breakdown of abstracts: top 16 countries for abstract submission: since 2006, Portugal, Italy and Spain remain the top 3.*

Country	2010	2008	2006
	Accepted	Accepted	Accepted
Portugal	63	77	64
Italy	34	45	40
Spain	29	35	25
Russian Federation	25	16	9
Romania	21	23	15
United Kingdom	16	17	15
Serbia	15	12	28
Czech Republic	15	10	24
Egypt	12	10	8
Germany	8	22	12
Japan	8	9	0
France	7	9	3
Greece	6	10	10
Bulgaria	6	2	5
Israel	6	5	15
Austria	6	2	4
Denmark	4	4	2

### Abstracts submission by geographical area



*Breakdown of abstracts: top 10 topics for abstract submission: since 2006 **ACS**, **Biomarkers** and **Acute Heart Failure** remain the top 3.*

Topics	2010	2008	2006
	Accepted	Accepted	Accepted
01.00 - ACS	106	84	145
05.00 - Biomarkers	29	29	33
02.00 - Acute heart failure	28	42	44
17.00 - Non invasive imaging - Echocardiography, CMR, CT and Nuclear Techniques	25	19	14
03.00 - Arrhythmias	23	21	16
21.00 - Risk Stratification	20	28	27
06.00 - Cardiovascular Disease Prevention - Risk Assessment and Management	18	23	2
22.00 - Sudden death / resuscitation	18	9	12
09.00 - Coronary reperfusion	16	23	17
16.00 - Miscellaneous	14	17	4



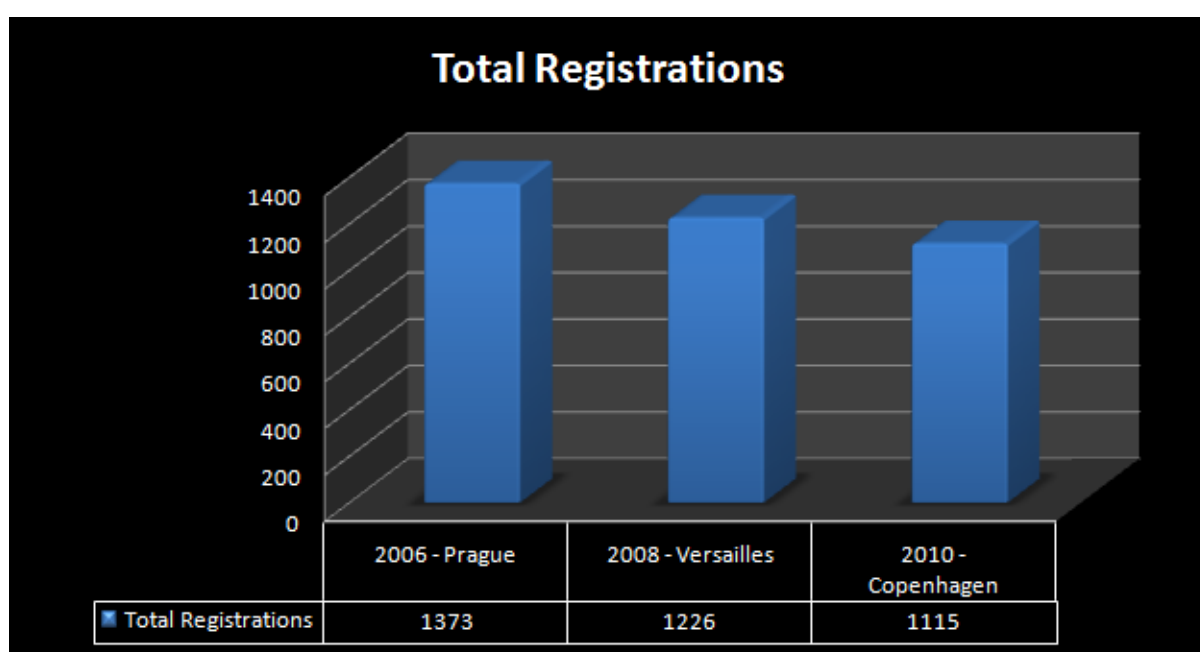
#### IV. REGISTRATION / ATTENDEES

##### Total participation at Acute Cardiac Care 2010: 1115

Among them, **174** attendees (paying, faculty and committee) belong to the Working Group on Acute Cardiac Care. 15.59% of ACC attendees were working group members.

##### Total registration:

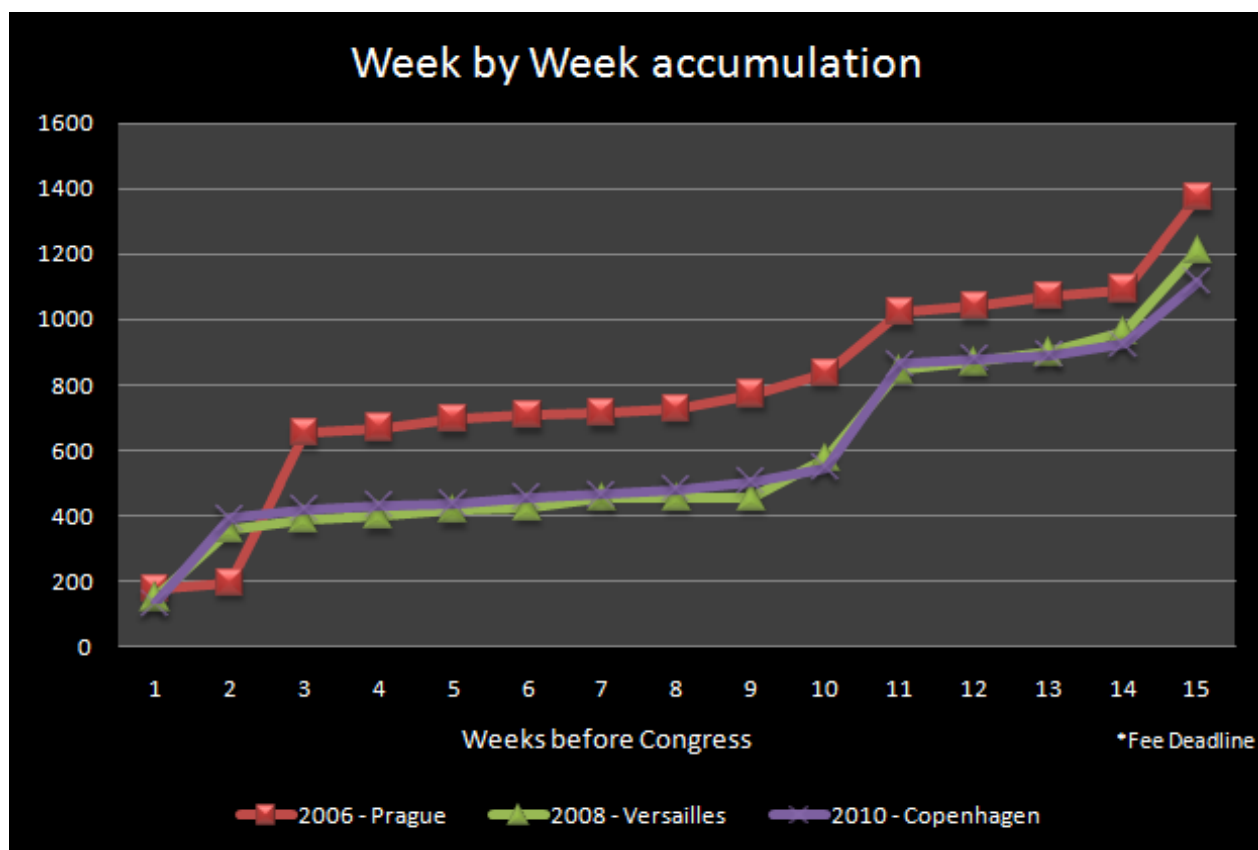
A lower number of delegates attended compared to previous years; however the general economic situation and a relatively expensive venue city may have had implications on this.



##### Comparison by Fee Type

	2006 - Prague	2008 - Versailles	2010 - Copenhagen
Fee Type			
Early Fee	584	401	347
as % of Total	43%	33%	31%
Late Fee	431	482	484
as % of Total	31%	39%	43%
Onsite Fee (after deadline)	358	343	284
as % of Total	26%	28%	25%
Total	1373	1226	1115





#### Comparison by Fee Category

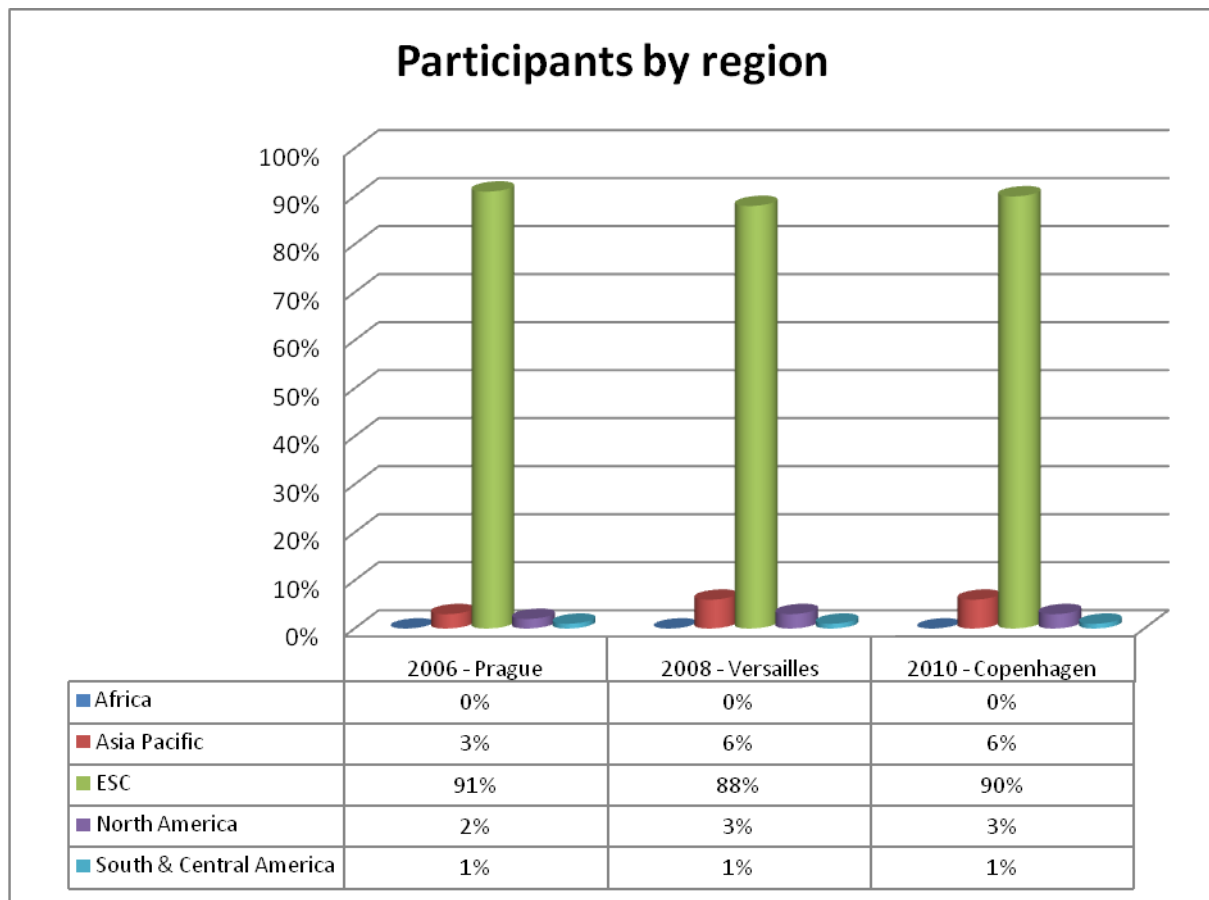
	2006 - Prague	2008 - Versailles	2010 - Copenhagen
<b>Fee Categories</b>			
Standard Fee	961	881	786
as % of Total	70%	72%	70%
Reduced fees	105	58	69
as % of Total	8%	5%	6%
Member of ESC WG on ACC	25	40	60
as % of Total	2%	3%	5%
Day Tickets	133	86	78
as % of Total	10%	7%	7%
Faculty Members	112	127	98
as % of Total	8%	10%	9%
Board Members	17	13	16
as % of Total	1%	1%	1%
Free	20	21	8
as % of Total	1%	2%	1%
<b>Total</b>	<b>1373</b>	<b>1226</b>	<b>1115</b>

2006 - Prague		
Country	Attendees	% of Total
Italy	290	21%
Portugal	89	6%
Germany	81	6%
Belgium	79	6%
Czech Republic *	77	6%
United Kingdom	57	4%
Spain	54	4%
Greece	53	4%
Norway	50	4%
Israel	44	3%

2008 - Versailles		
Country	Attendees	% of Total
Italy	248	20%
Greece	84	7%
France*	76	6%
Spain	62	5%
Belgium	56	5%
Romania	53	4%
United Kingdom	50	4%
Netherlands	43	4%
Germany	43	4%
Sweden	38	3%

2010 - Copenhagen		
Country	Attendees	% of Total
Italy	171	15%
Greece	113	10%
Denmark*	80	7%
Spain	66	6%
Portugal	45	4%
Romania	44	4%
Belgium	41	4%
Netherlands	40	4%
United Kingdom	34	3%
Germany	31	3%

## Total registration by geographical region



**Comments:** participation breakdown is stable except for a potential increase from Asia Pacific participants. This will need to be monitored for Acute Cardiac Care 2012.

Likewise, Acute Cardiac Care 2012 being in Turkey, we might have participation from African delegates and should keep that in mind when preparing the scientific programme and activities - African speakers, joint session with a WG, heavier promotion in these countries -.

## **V.     Acknowledgement of Sponsors**

The ESC WG on Acute Cardiac Care gratefully acknowledges the continued support of those companies participating in the Exhibition, Industry Sponsored Sessions and Unrestricted educational grants. Their scientific presentations and educational initiatives have contributed highly to the success of the Acute Cardiac Care 2010.

### **Industry Educational Sessions**

#### *Mini-Satellite Symposia*

Abbott Diagnostics

DAIICHI SANKYO EUROPE GmbH & Eli Lilly and Company

#### *Satellite Symposia*

MAQUET Cardiovascular

MSD

The Medicines Company

### **Exhibitors**

Abbott GmbH & Co. KG

Bayer A/S

BMEYE BV

Danish Heart Foundation

Danish Society of Cardiology

ERC European Resuscitation Council

GE Healthcare

MAQUET Cardiovascular

MSD

Physio-Control, a division of Medtronic

Randox Laboratories Ltd

The Medicines Company

Thermo Fisher Scientific (BRAHMS UK Ltd)

Wisepress Bookshop

ZOLL Medical Corporation

### **Unrestricted educational grants**

AstraZeneca AB

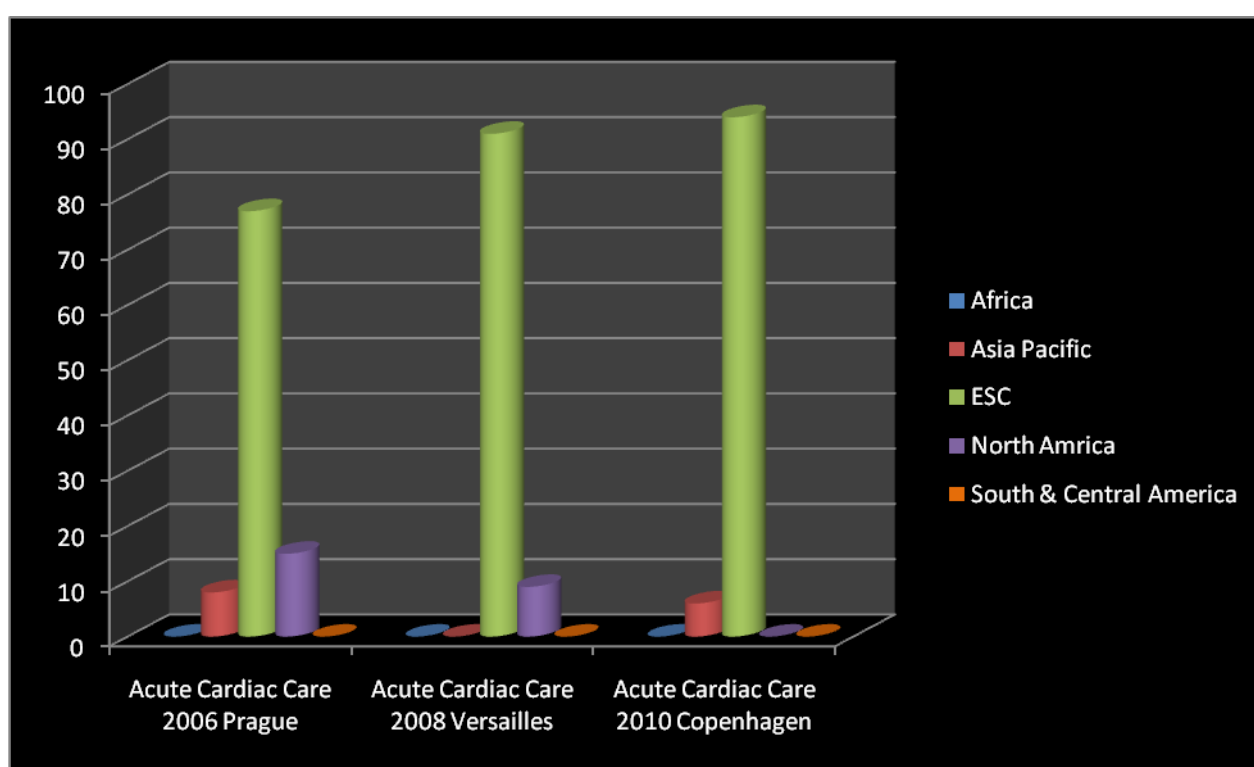
DAIICHI SANKYO EUROPE GmbH & Eli Lilly and Company

ViCare

## VI. EXHIBITOR FIGURES AND EXHIBITION FLOOR PLAN

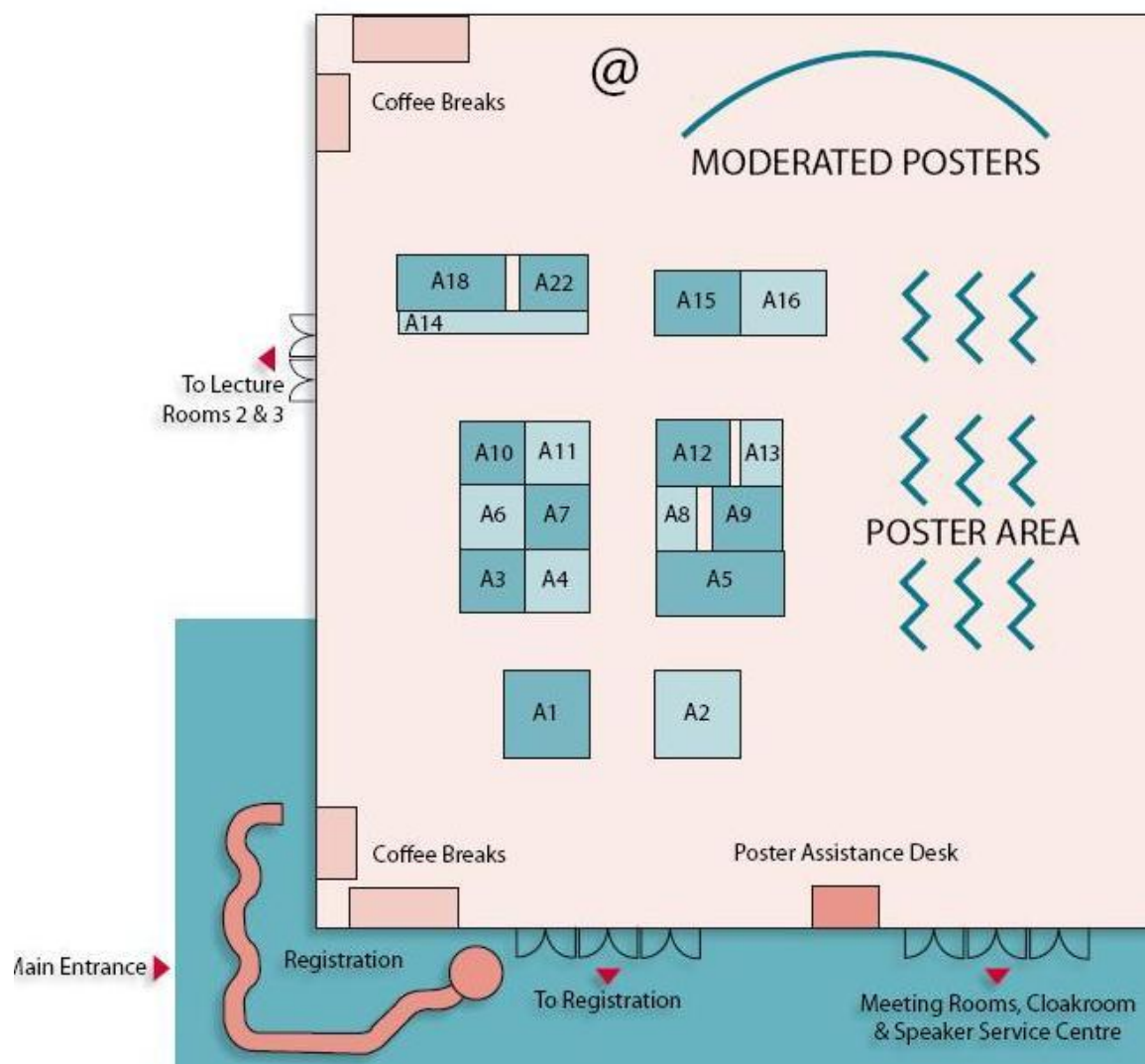
	Acute Cardiac Care 2006 Prague	Acute Cardiac Care 2008 Versailles	Acute Cardiac Care 2010 Copenhagen
Number of Exhibitors	104	114	132
Number of Companies	13	12	17

### Exhibiting companies by geographical region



	Acute Cardiac Care 2006 Prague	Acute Cardiac Care 2008 Versailles	Acute Cardiac Care 2010 Copenhagen
Africa	0	0	0
Asia Pacific	8m <sup>2</sup>	0	6m <sup>2</sup>
ESC	77m <sup>2</sup>	91m <sup>2</sup>	94m <sup>2</sup>
North America	15m <sup>2</sup>	9	0
South & Central America	0	0	0

# Exhibition Floor Plan



List of Industry Partners	Stand N°
Abbott GmbH & Co. KG	A10
Acute Cardiac Care 2012	A13
AstraZeneca AB	
Bayer A/S	A22
BMEYE BV	A15
DAIICHI SANKYO EUROPE GmbH & Eli Lilly and Company	
Danish Heart Foundation	A9
Danish Society of Cardiology	A8
European Resuscitation Council	A12
European Society of Cardiology	A5
GE Healthcare	A16
MAQUET Cardiovascular	A1
MSD	A3
Physio-Control, a division of Medtronic	A11
Randox Laboratories Ltd	A7
The Medicines Company	A2
Thermo Fisher Scientific (BRAHMS UK Ltd)	A4
ViCare Medical A/S	
Wisepress Bookshop	A14
ZOLL Medical Corporation	A18

*And in two years from now...*

# Acute Cardiac Care 2012

Meeting organised  
by the ESC Working Group  
on Acute Cardiac Care



Acute Cardiac Care  
ESC Working Group



EUROPEAN  
SOCIETY OF  
CARDIOLOGY®

[www.escardio.org/acutecc](http://www.escardio.org/acutecc)



# *APPENDIX*

## PARTICIPANTS STATISTICS REPORT PER COUNTRY

Country	2006	2008	2010
Albania	4	9	23 (+150%)
Algeria		1	
Argentina	4	2	2
Armenia		2	3
Australia	5	5	7
Austria	13	6	15
Azerbaijan	1		1
Bahrain			
Bangladesh	7		
Belarus			
Belgium	78	55	41 (-25%)
Brazil	7	14	7
Bulgaria	8	5	12
Cameroon			
Canada	9	6	8
Chile			1
China	4	1	
Colombie		1	1
Croatia	14	6	2
Cyprus		1	
Czech republic	77	13	14
Denmark	13	11	80 (+627%)
Ecuador	2		
Egypt	1	14	20
Estonia	19	24	13 (-45%)
Faroe Islands			1
Finland	8	6	14
France	40	76	17 (-78%)
Georgia		1	2
Germany	82	43	31
Ghana			
Greece	54	84	113 (+34%)
Guatemala			1
Hungary	38	12	4
India	2	2	
Indonesia	2	8	7
Iceland			2
Iran			1
Iraq		1	
Ireland	11	2	4
Israel	44	26	17
Italy	289	248	171 (-31%)
Jamaica			
Japan		6	10
Jordan			
Kenya			2
Kiribati			
Korea, republic of	3		
Kosovo		2	
Kuwait	1		2

Country	2006	2008	2010
Latvia	11	26	16
Lebanon	1	1	1
Libyan Arab jam,			
Lithuania	13	14	7
Luxembourg	1		
Malaysia		1	
Malta			3
Martinique		1	
Mexico	2		1
Monaco			
Morocco			
Netherlands	22	44	40
New Zealand	1	1	1
Nigeria			
Norway	50	20	16
Oman			
Pakistan	1		
Peru			
Philippines	10	13	24
Poland	31	19	19
Portugal	90	28	45 (+60%)
Puerto rico			
Qatar	1	1	
Rep. Of georgia	1		
Romania	41	53	44
Russia	10	24	22
Saudi arabia		6	3
Serbia - montenegro	14	22	27
Singapore	1		1
Slovak republic	15	4	10
Slovenia	4	3	2
South africa	1	6	2
Spain	54	62	66
Swaziland			
Sweden	17	38	26
Switzerland	13	11	8
Syria Arab Republic	1		
Taiwan	2	4	4
Thailande	1	25	
Tunisia		2	3
Turkey	5	2	7
Ukraine	4	10	9
United Arab Emirates	4	2	2
United Kingdom	56	50	34 (-32%)
United States of America	19	25	23
Urugay			
Uzbekistan			
Venezuela	1		
Yemen		1	
<b>TOTAL</b>	<b>1338</b>	<b>1212</b>	<b>1115 (-8%)</b>

## EXHIBITING COMPANIES STATISTICS REPORT PER COUNTRY

Country (* host country)	Acute Cardiac Care 2006 Prague	Acute Cardiac Care 2008 Versailles	Acute Cardiac Care 2010 Copenhagen
Belgium		1	1
Denmark			4*
Finland			1
France	4	4*	1
Germany		2	3
Greece	1		
Israel	1		
Italy	1		
Netherlands			2
Poland	1		
Sweden	1		1
Switzerland		2	
Turkey			1
United Kingdom	2	1	3
United States of America	2	2	

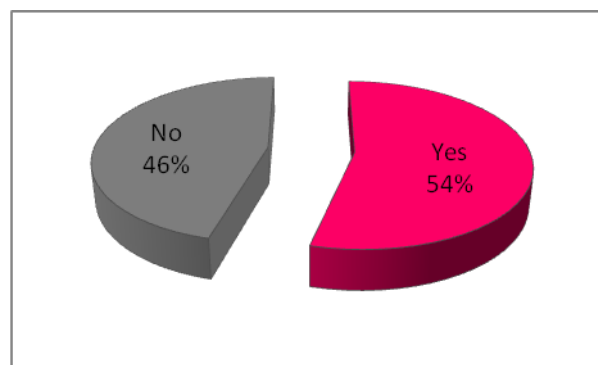
# Post Congress Survey

**Total Completed Survey: 108 people**

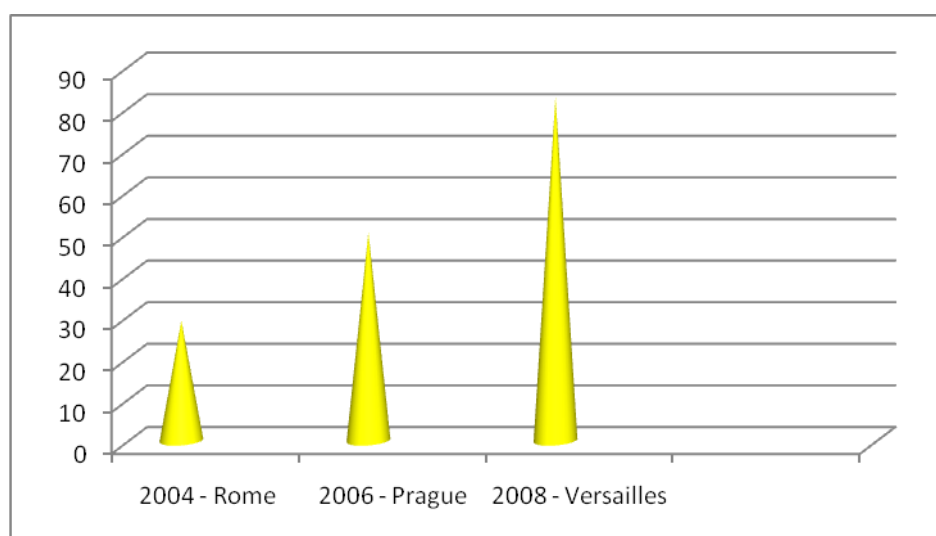
***(786 people have received this survey)***

## GENERAL INFORMATION

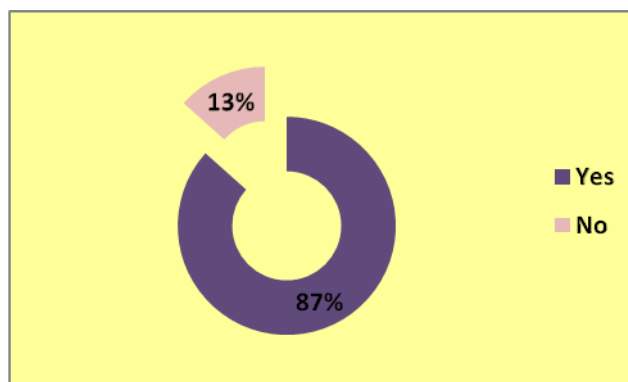
### **1. Was this your first Acute Cardiac Care Congress?**



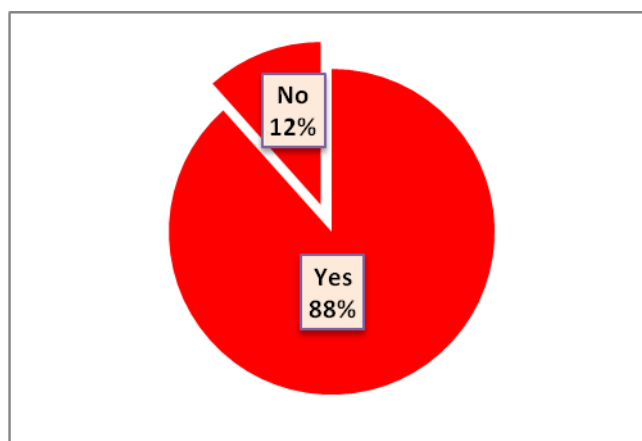
### **2. If No, which Acute Cardiac Care Congress did you attend?**



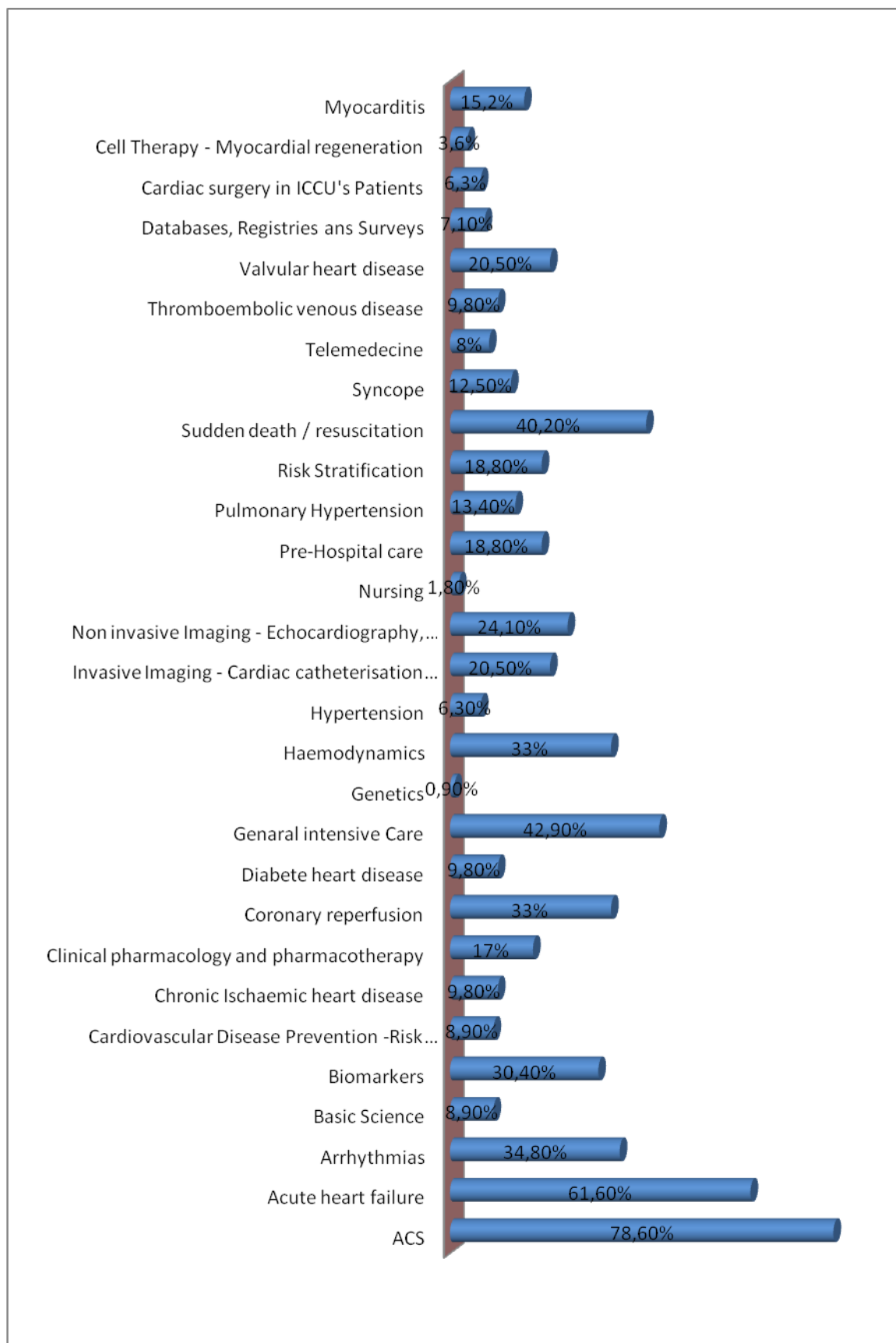
**3. Would you say you improved your scientific knowledge at the congress?**



**4. Would you say the congress was professionally beneficial to you?**



## 5. Which of the following topics are of most interest to you?

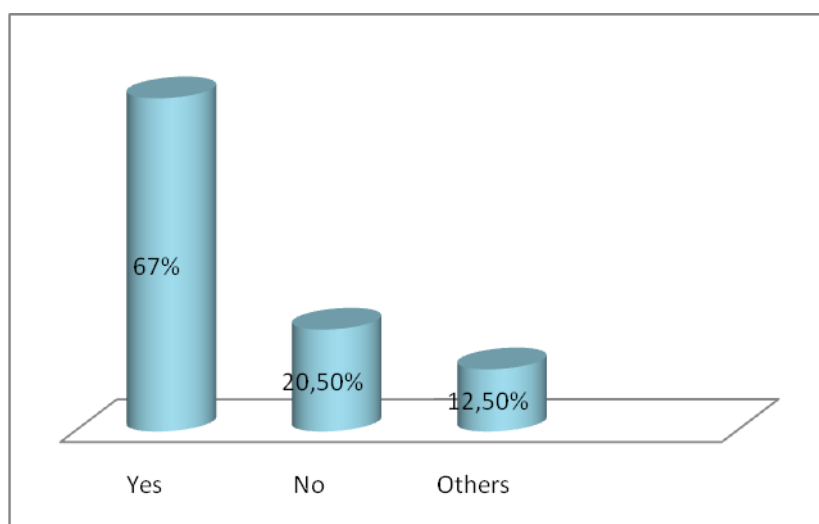




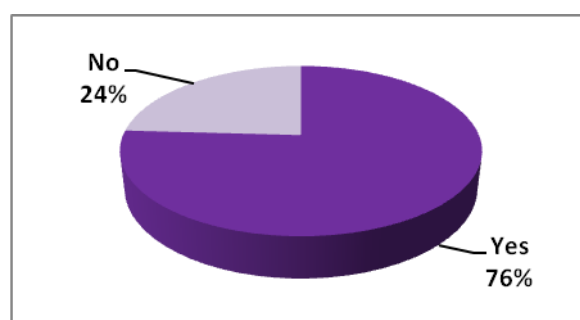
## 6. Please rate the following in terms of fulfilling your expectations?

	Excellent	Good	Average	Poor
Scientific Programme	33,3%	<b>48,6%</b>	13,51%	4,5%
Poster content	7,3%	<b>51,4%</b>	35,8%	5,5%
Exhibition quality	5,4%	27,7%	<b>46,4%</b>	20,5%
Organisation of the Meeting	30,4%	<b>33,9%</b>	24,1%	11,6%
Copenhagen as a destination	<b>47,3%</b>	40,2%	9,8%	2,7%

## 7. Did the meeting meet your expectations?



## 8. Will you attend Acute Cardiac 2012 in Istanbul?

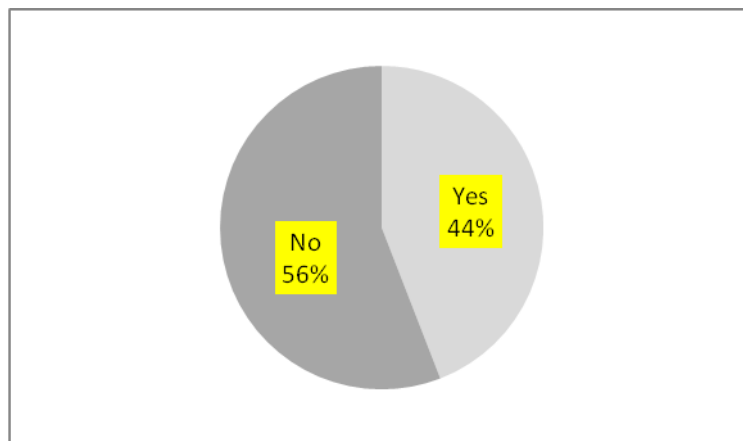


## ABOUT THE ESC WORKING GROUP

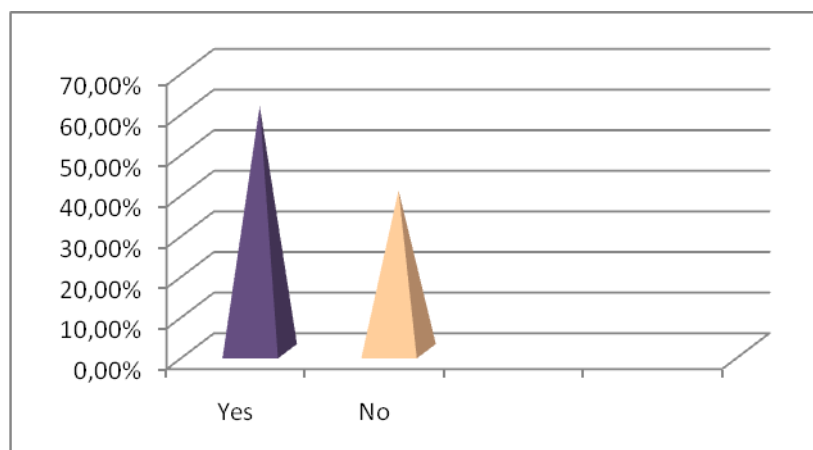
### 9. How do you keep up with your medical education?

	Very Important	Important	Not very important	Not important
Scientific articles + MCQ tests	66,1%	33,9%	0	0
Live events (courses, congresses)	55%	43,1%	1,8%	0
Webinars	14,1%	47,5%	28,3%	10,1%

### 10. Are you a member of the ESC Working Group on Acute Cardiac Care?



### 11. Would you like to receive information about the Certification process in Intensive and Acute Cardiac Care?



## 12. What is your profession?

**Cardiologist : 78,9%**

Cardiologist – Trainee : 8,3%

Nurse : 2,8%

Scientist : 4,6%

Public health Organisation/NGO : 0,9%

General Practitioner : 0,9%

Other : 10,1%

## 13. Where is your place of work?

